

How to design New Tab Chrome like iPadOS with ChatGPT

This utility will turn the New Tab Chrome interface like the interface on iPadOS and especially use ChatGPT right on this New Tab interface.

Although you can change the New Tab Chrome interface with the options available, there are many more beautiful New Tab interface design utilities such as ChatGPT Browser. This utility will turn the New Tab Chrome interface like the interface on iPadOS and especially use ChatGPT right on this New Tab interface. In addition, users can take notes, search with Bing, find wallpapers, . The following article will guide you to use the ChatGPT Browser utility to design New Tab Chrome.

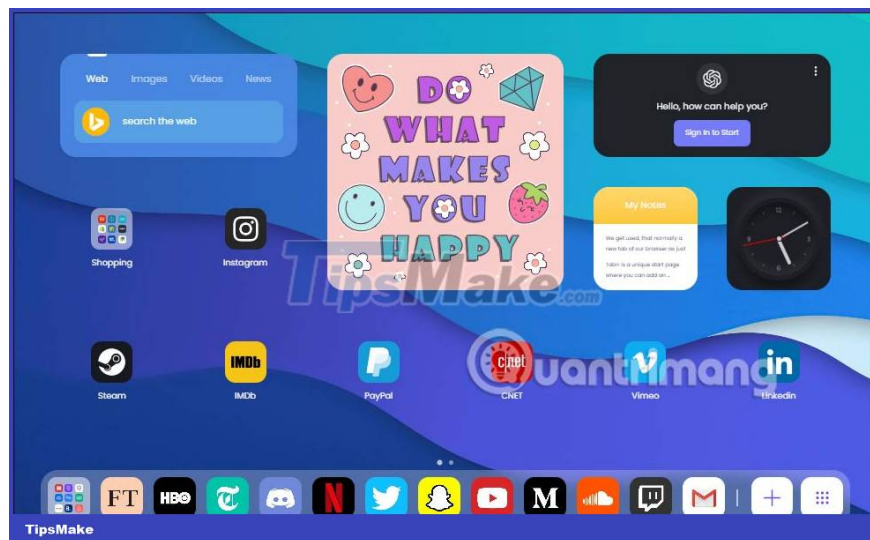
How to Design New Tab Chrome like iPadOS

Step 1:

First we install the ChatGPT Browser application for Chrome browser according to the link below.

Step 2:

Then you will see the New Tab interface on Chrome change immediately as shown below. We will see an interface quite similar to iPadOS with a row of docks containing applications and on the desktop. You can see the clock, notes, search box with Bing, etc.



When you click on the search box, the Bing search box will be expanded.




Step 3:

If **you want to take notes** , **click My Notes** and then display the interface for us to enter notes. To use ChatGPT, you need to log in to your account.



Step 4:

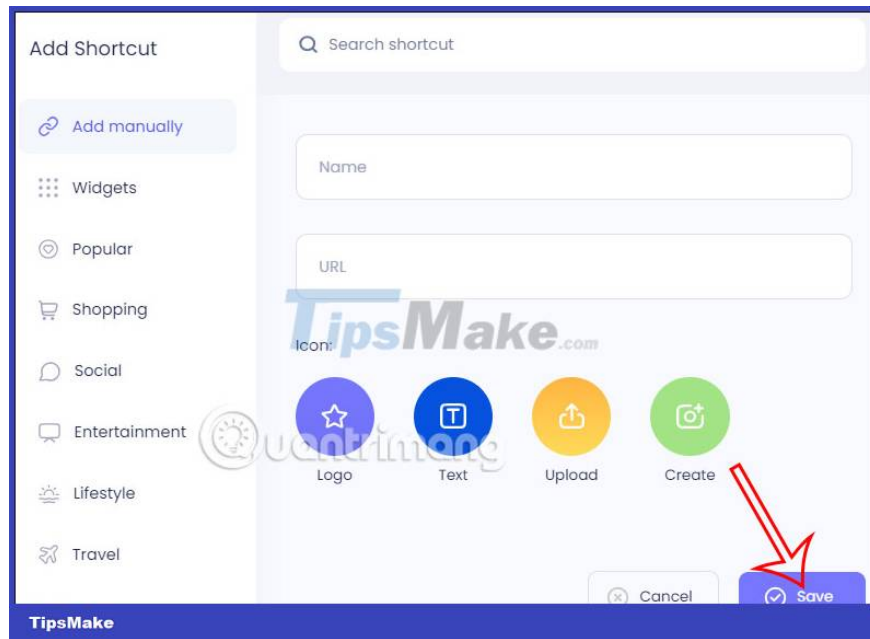
You click on the left or right edge of the screen to move to the next or previous screen. Click the website icon to open the website.



In case you want to **add another website** , click **the plus sign on the dock** .



Then we **fill in the information** displayed on the screen for that website and then click Save to save.



Step 5:

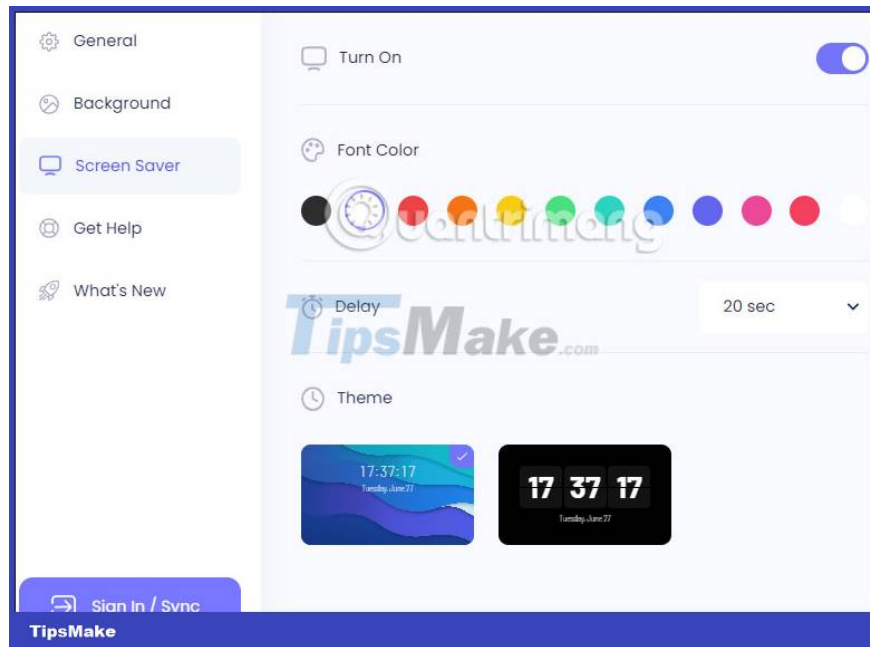
If you want to **remove the website or edit it**, you just need to **right-click on the screen** and then press the x button to remove, click the pen icon to edit.



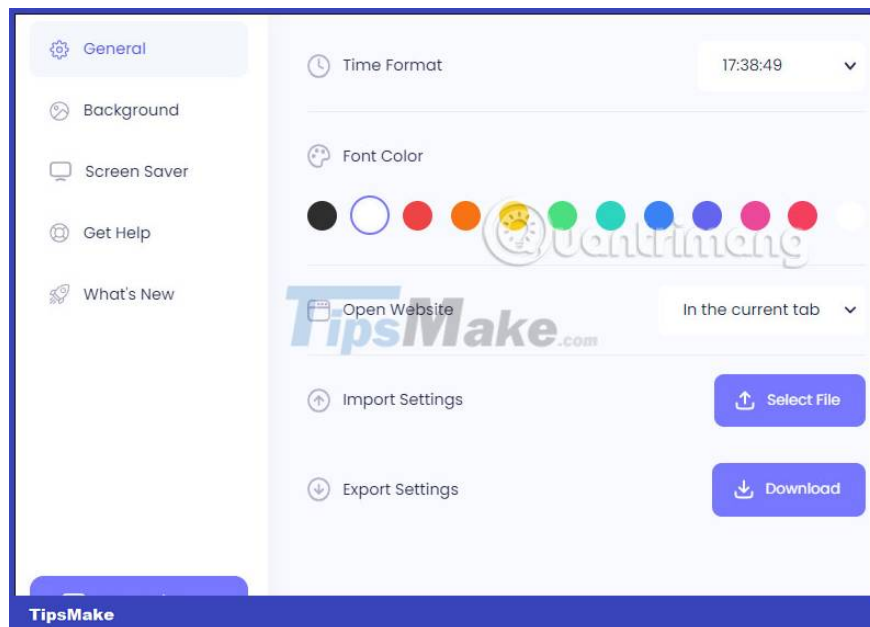
Step 6:

Click on **the square dots icon in the dock bar**, now you will see the interface to change the settings for New Tab.

Here users can **change the type of screen timeout displayed and the timeout to work in Screen Saver**.

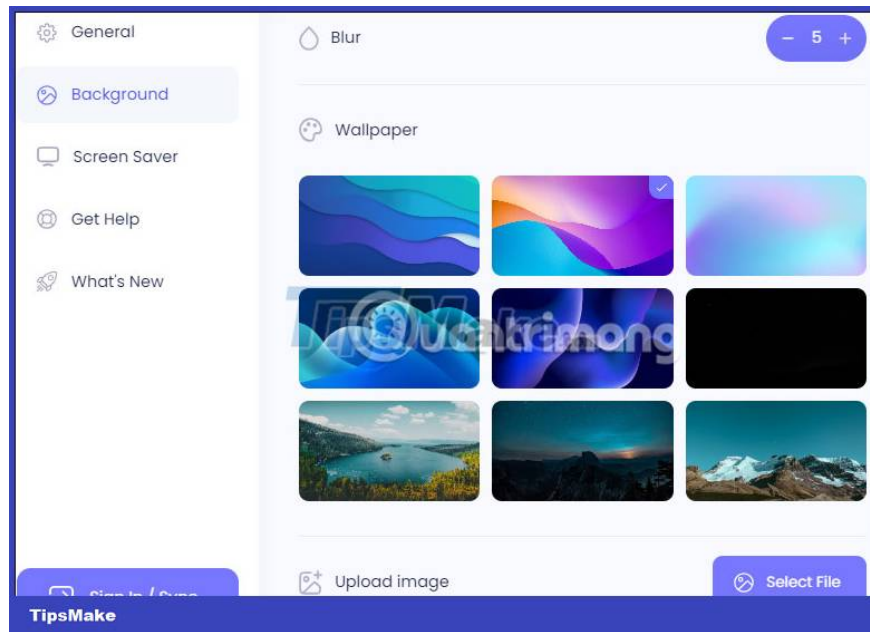


General section to adjust the time format, font color, opening style when pressing the shortcut, import / export settings.



Background to set opacity, change the background image.

The utility has sync support so you can always use the home page interface on any computer. Click Sign in/Sync to perform login, registration and synchronization.



You finished reading the article "**How to design New Tab Chrome like iPadOS with ChatGPT**" edited by the [TipsMake](#) team. We hope this article has provided you with many useful tech tips and tricks. You can search for similar articles on tips and guides. Thank you for reading and for following us regularly.