

How to deposit into Lalamove

Through the instructions to deposit money into Lalamove, you can use money in Lalamove wallet to pay for shipping service without cash.

Lalamove is a transportation service that supports users to deliver goods, transport goods, transfer services . with many different means, this is an application that combines electronic wallets and users can recharge And pay for each delivery order or delivery.


The deposit method in Lalamove is quite simple and you can use VISA / Mastercard international payment card to deposit money into Lalamove wallet and prepay the order. Details of how to top up your Lalamove account can be found below this article.

1. Quick delivery guide by Lalamove
2. Instructions for registering Lalamove account

How to deposit money into Lalamove e-wallet

1. Download Lalamove for iOS
2. Download Lalamove for Android

Step 1: Start your Lalamove application, select the feature list icon in the upper left corner, then click on the e-wallet to proceed to recharge Lalamove wallet.



Xe máy



Điểm Nhận Hàng



Điểm Trả Hàng

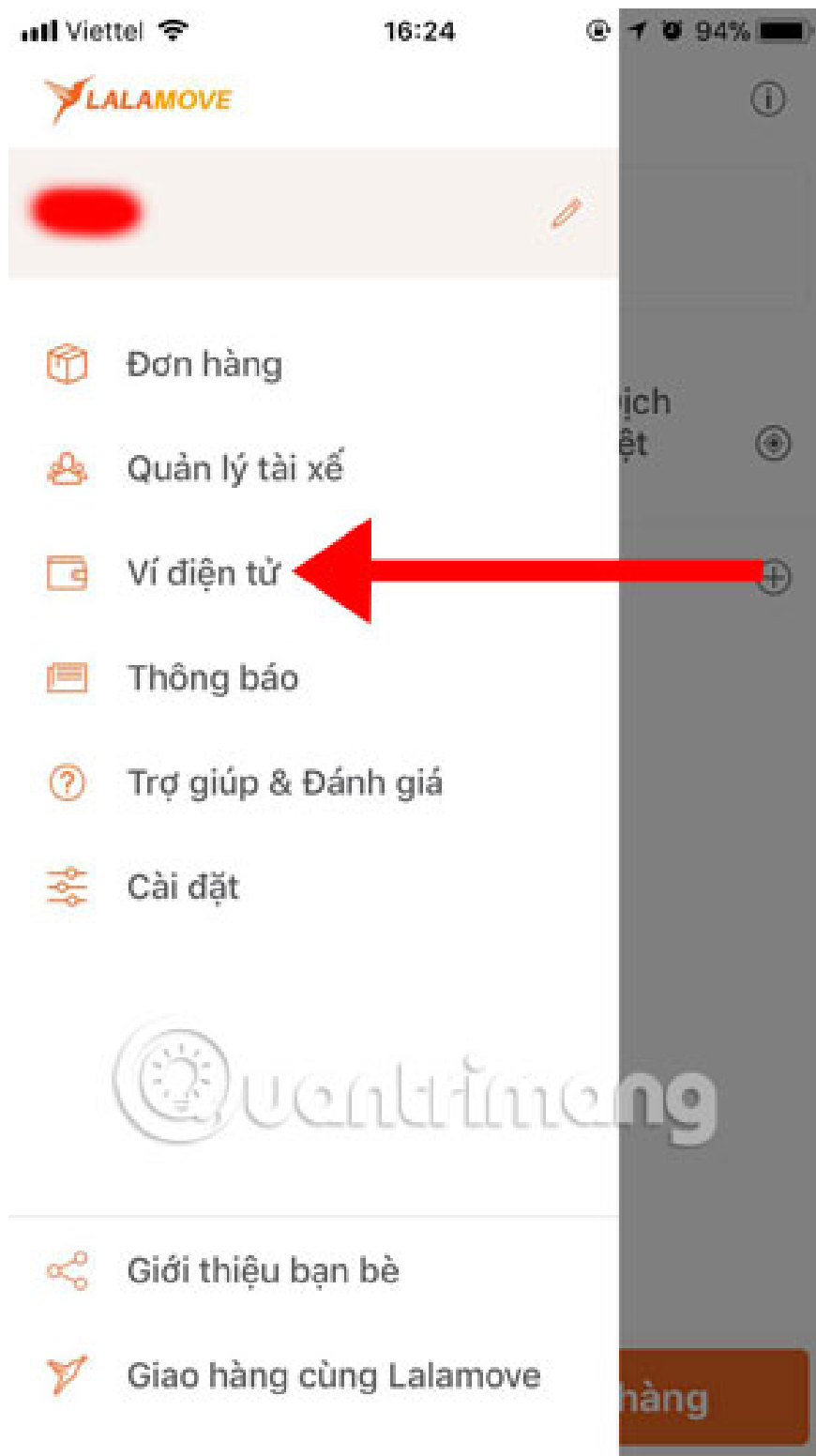


THÊM DỊCH VỤ KHÁC

- Dịch vụ thu hộ
- Quay lại điểm nhận hàng
- Giao hàng tận tay
- Thùng giữ nhiệt

Lên lịch (> 20 phút)

Giao hàng



Step 2: In Lalamove e-wallet interface, you will see the remaining amount in your wallet, click **Deposit** and choose the price you want to load into your wallet. Prices include 200,000, 500,000 and 1,000,000 VND, select the price, click Deposit.



Ví điện tử

VND

đ0

đ0

Số dư tài khoản trả trước




Nạp tiền



Lịch sử



Thưởng



Cần trợ giúp? [Gọi Lalamove](#)



Nạp tiền

GIÁ TRỊ TIỀN NẠP

Nạp tiền

₫200.000

Nạp tiền

₫500.000

Nạp tiền

₫1.000.000

Khi nạp tiền vào tài khoản, tôi đồng ý với **chính sách bảo mật** và **điều khoản và điều kiện** của Lalamove

Nạp tiền

Step 3: Choose payment method, then write your card information and click **Pay by Card** . Payment cards include **UnionPay, VISA, Mastercard and American Express** .



Phương thức thanh toán

CÁCH THANH TOÁN



UnionPay



Mastercard



VISA



American Express





Thông tin thẻ

Số thẻ

Tên chủ thẻ

Hạn sử dụng (MM) / (YYYY)

CID

CID là gì?

Thanh Toán Bằng Thẻ

Bạn đang thanh toán VND 200.000 với 

Lalamove currently only allows users to top up with international payment cards, hopefully in the near future, users will be able to use local ATM cards or can transfer money to Lalamove via e-wallet applications at Vietnam like Momo, Zalo Pay wallet, Payoo .

See more:

1. How to transfer money with Momo wallet

2. Instructions for registering a Momo account
3. How to login by fingerprint on ViettelPay
4. How to register e-wallet VTC Pay

You finished reading the article "**How to deposit into Lalamove**" edited by the [TipsMake](#) team. We hope this article has provided you with many useful tech tips and tricks. You can search for similar articles on tips and guides. Thank you for reading and for following us regularly.
