

How to delete LINE account?

Suppose in case you don't want to use LINE anymore or want to delete the old account to create a new account. You are having trouble not knowing how to delete LINE account. Please refer to the following article of Network Administrator.

In addition to the Zalo application, LINE is also one of the most popular free call and texting apps available. Plus of LINE is an easy-to-see interface, friendly with funny cartoon characters, . LINE is quite a lot of users love and use.

In previous posts, Network Administrator showed you the steps to create LINE account, add friends on LINE as well as log out of LINE account.

Suppose in case you don't want to use LINE anymore or want to delete the old account to create a new account. You are having trouble not knowing how to delete LINE account. Please refer to the following article of Network Administrator.

Download LINE to your device and install it here:

1. Download LINE for Android devices here.
2. Download LINE for iOS devices here.

1. Delete LINE account on Android

To disable or delete the LINE account on an Android device, follow the steps below:

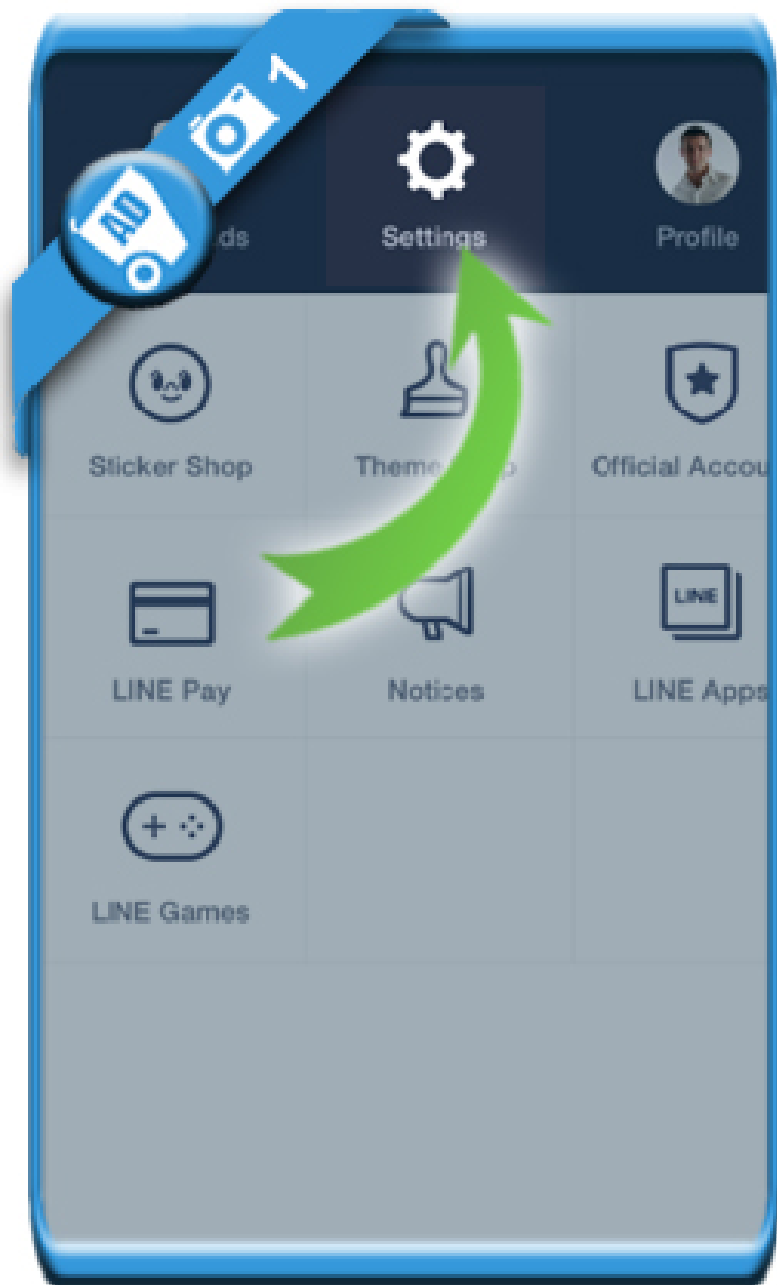
1. Open the LINE application on your Android device.
2. On the main interface of LINE, click on **More** (3 dots icon) in the upper right corner and then click **Settings** .
3. Select **Profile**.
4. Scroll down to the bottom of the search screen and click **Delete My Account**.
5. Confirm deletion of account is complete.

Now your LINE account will be deleted.

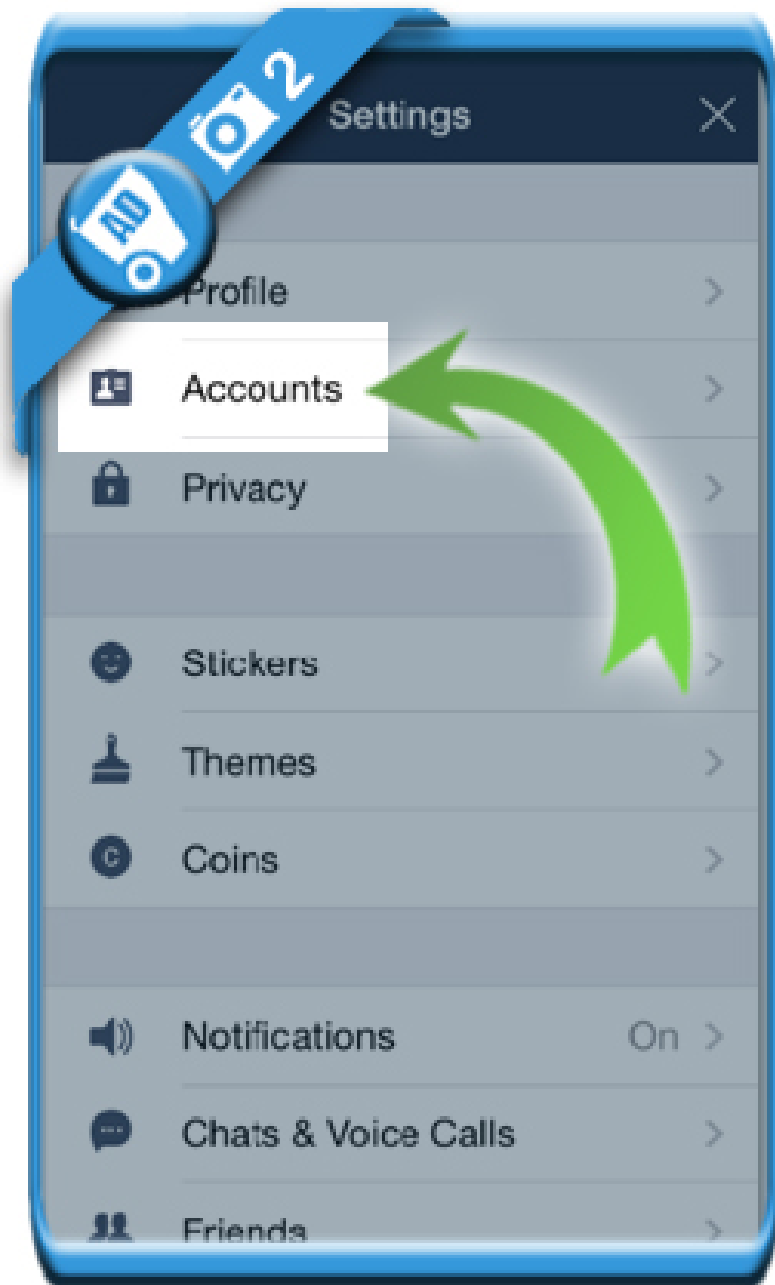
2. Delete LINE account on iOS device

1. Open the LINE application on your iOS device.

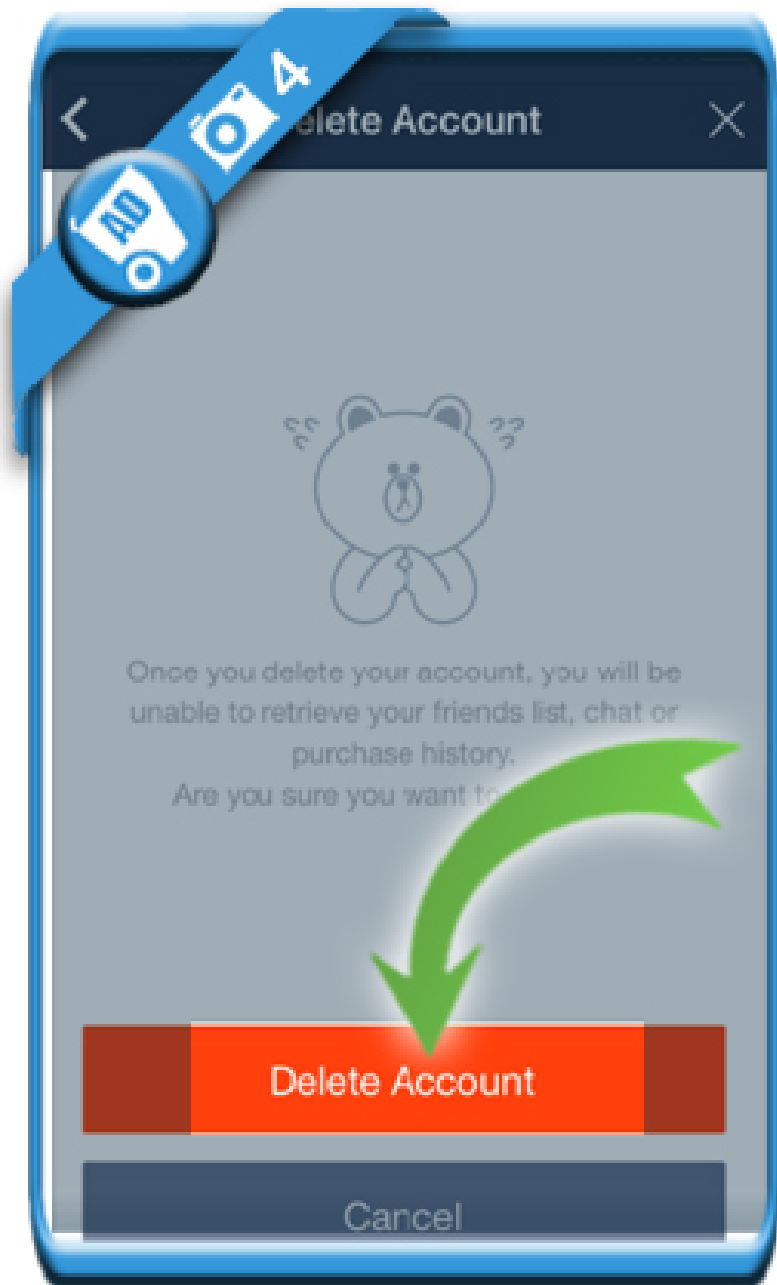
2. Select **Settings** .



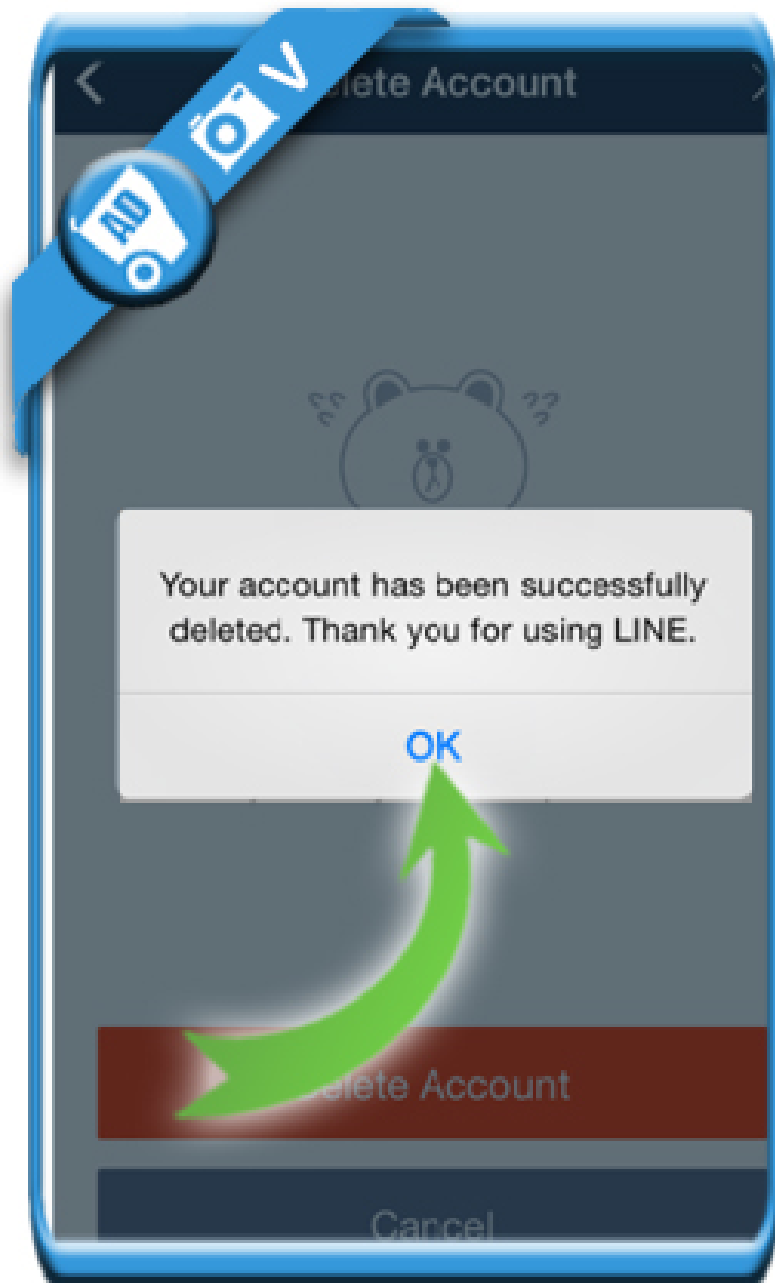
3. Next click **Accounts** .



4. Scroll down to find the iOS device screen and select **Delete account** .



5. Confirm to delete your LINE account.



Now your LINE account has been successfully deleted.

Refer to some of the following articles:

1. 2 simple ways to create a Line account on your phone
1. How to log out of Line account on Android?
1. If your Zalo password is lost, try this!
1. Instructions for changing Profile information on LINE

1. How to add or delete friends on LINE?

Good luck!

You finished reading the article "**How to delete LINE account?**" edited by the [TipsMake](#) team. We hope this article has provided you with many useful tech tips and tricks. You can search for similar articles on tips and guides. Thank you for reading and for following us regularly.
