

# How to delete Google Plus and Google+ accounts

When creating a Gmail account, you want to try Google Google+. But for some reason you do not want to use Google+ and want to delete, cancel your Google+ account and still keep the account to log in to Gmail, Youtube ... or other services.

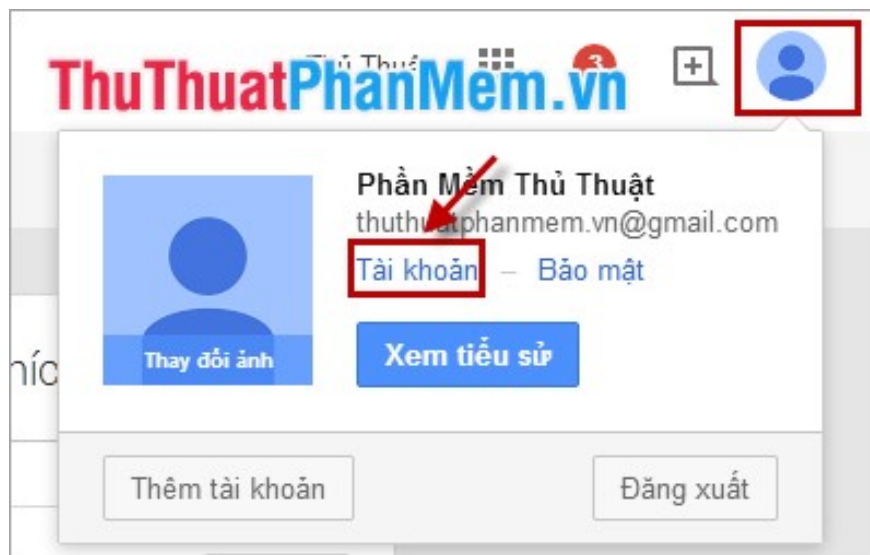
When creating a Gmail account, you want to try Google Google+. But for some reason you do not want to use Google+ and want to delete, cancel your Google+ account, but keep the same account to log in to Gmail, Youtube . or other Google services.



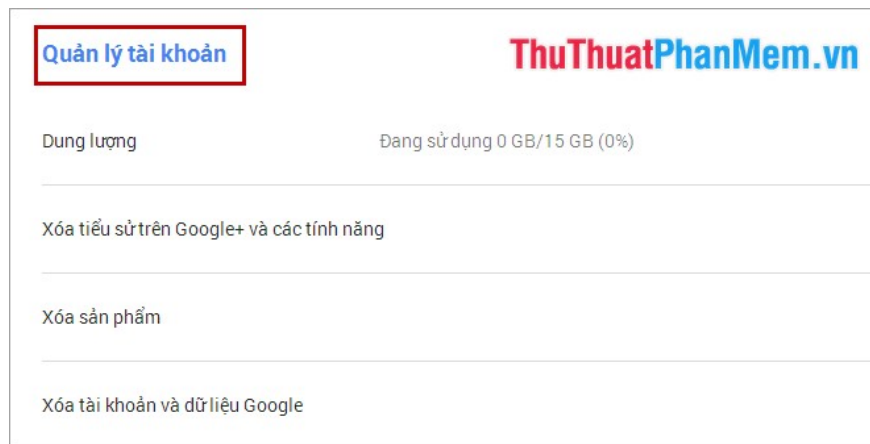
The following article shows you how to delete and cancel your Google + account.

**Step 1:** You visit <https://plus.google.com> to log in to your Google+ account.

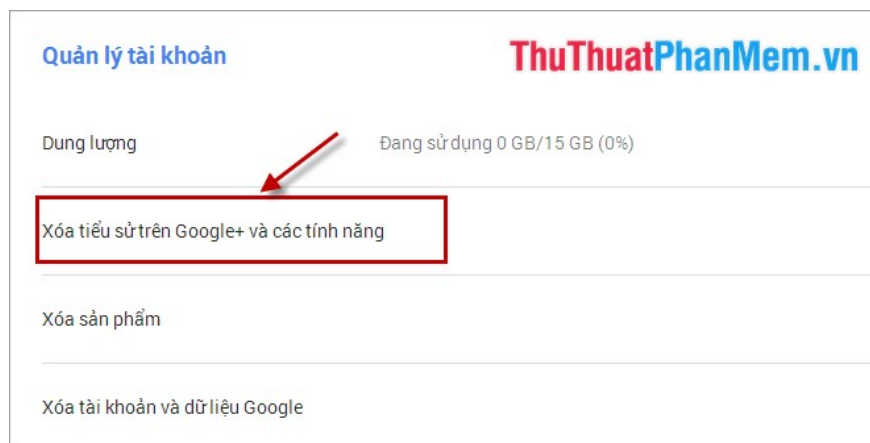
**Step 2:** After accessing your Google+ account, select your avatar image in the upper right corner and select **Account** .



**Step 3:** You drag the scroll bar on the right to find the **Account Management** section .



**Step 4:** In **Account Management** , if you just want to delete the Google+ account but other services such as Gmail, Youtube remain the same, then select **Delete profile and Google+ features** .



**Step 5:** Here, you scroll down to the bottom of the page and mark the first two boxes: *Also unfollow me from the people I'm following on other Google products* and **Mandatory: Yes, I understand that deleting a Google profile for Software Dexts cannot be undone and the data I delete cannot be restored** . Then select **Delete selected services** .

You will receive a notification from Google+ that you can tell why stop using Google+ and press **Submit** to help Google+ improve better.

The steps are very simple, Google+ has been completely deleted from your Google account, you can still use your account to use gmail, youtube . Wish you success!

You finished reading the article "**How to delete Google Plus and Google+ accounts**" edited by the [TipsMake](#) team. We hope this article has provided you with many useful tech tips and tricks. You can search for similar articles on tips and guides. Thank you for reading and for following us regularly.