

How to decompress files on your computer quickly

To send or share multiple files at the same time, users often compress them into a single file, making them lighter and faster to upload online. By using the Winrar tool, you can compress or decompress files on your computer much easier.

Winrar is one of the fastest tools to help users compress and decompress files on computers. The software is compatible with all operating systems, has low download capacity, is easy to install and use, and does not cost resources. original computer.

Advantages of using winrar to decompress files on your computer

- Compatible with Windows operating systems
- Low winrar download capacity
- Easy to install with just a few clicks
- Extract many popular formats on your computer
- Supports file compression, RAR and ZIP format files

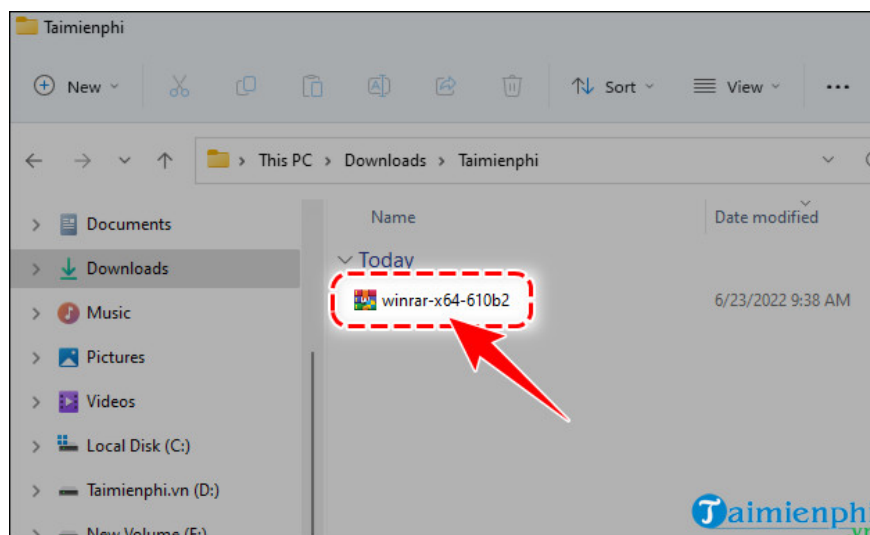
How to extract files on your computer using Winrar

Step 1: Download Winrar software via the link below.

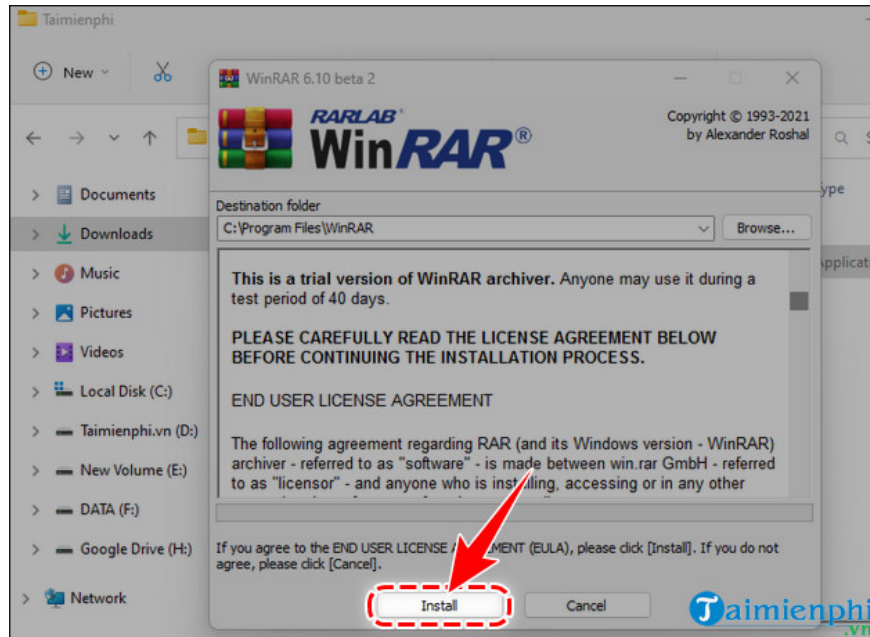
- 32bit download link here: **WinRAR 32bit**

- 64bit download link here: **HERE**

Step 2: Click directly on the Winrar installation file you just downloaded.

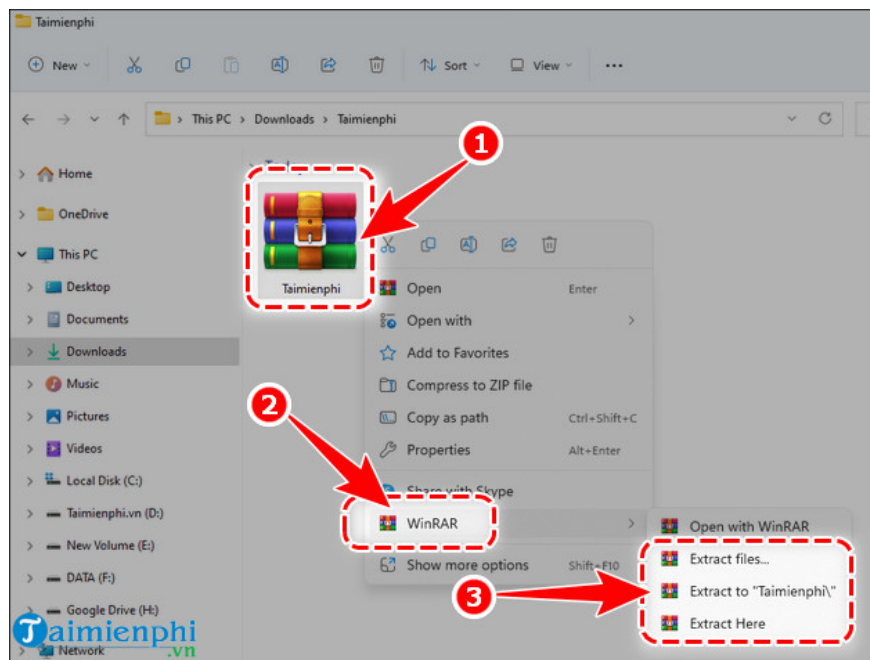


- Click **Install** => **OK** => **Done** at the new panel that appears.



Step 3: For **Windows 11** , **right** -click on **the file to extract** on the computer, then select **Winrar** and select:

- **Extract files:** Extract files on the computer in another place, another folder, another drive
- **Extract to:** Create a folder with the same name as the compressed and unzipped file.
- **Extract here:** Extract the file right in the section containing the compressed file.
- For **Windows 10/8/7** , it's simpler, you just need to **right** -click on **the file to extract** and then select **Extract files**, **Extract here** or **Extract to** . and you're done.



How to decompress files on your computer using Winrar software is simple, isn't it? In addition, you can use them to create compressed files with any password, secure compressed files containing important data or

documents that you do not want to share. share with others.

You finished reading the article "**How to decompress files on your computer quickly**" edited by the [TipsMake](#) team. We hope this article has provided you with many useful tech tips and tricks. You can search for similar articles on tips and guides. Thank you for reading and for following us regularly.
