


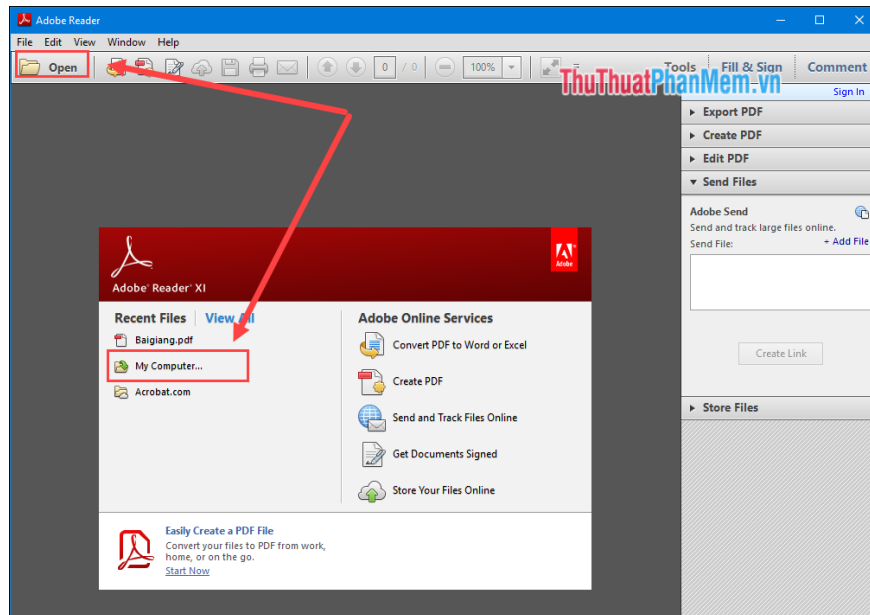
How to cut a PDF file with Adobe Reader

With the ability to retain high content details, easy to print, and to edit other people's edits, PDF files become increasingly powerful. But, cutting and splitting PDF files is much more difficult than Word files, ... Today, I will show you how to cut PDF files with Adobe Reader.

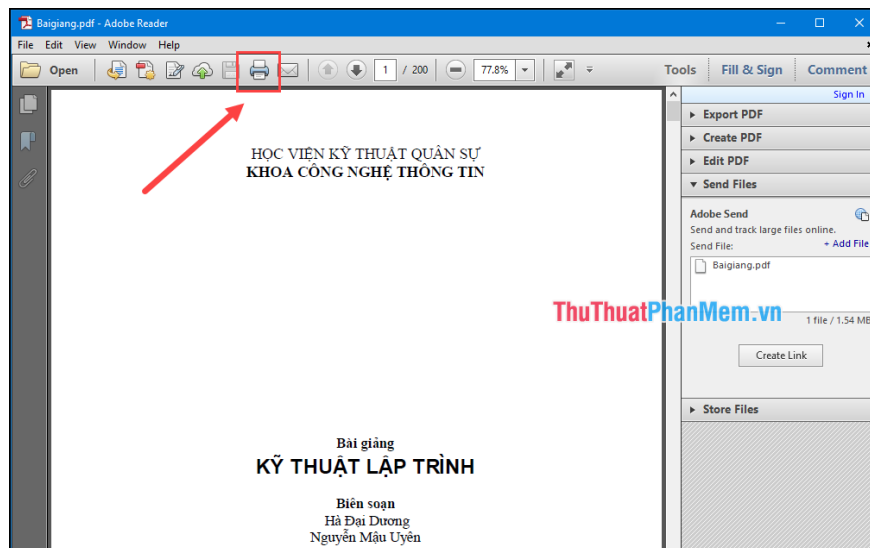
PDF files are one of the most useful and important documents for office workers. With the ability to retain high content details, easy to print, and to edit other people's edits, PDF files are becoming stronger and more crowded. But, cutting and splitting PDF files is much more difficult than Word files, etc. Today, the Software Tips will show you how to cut PDF files with Adobe Reader.



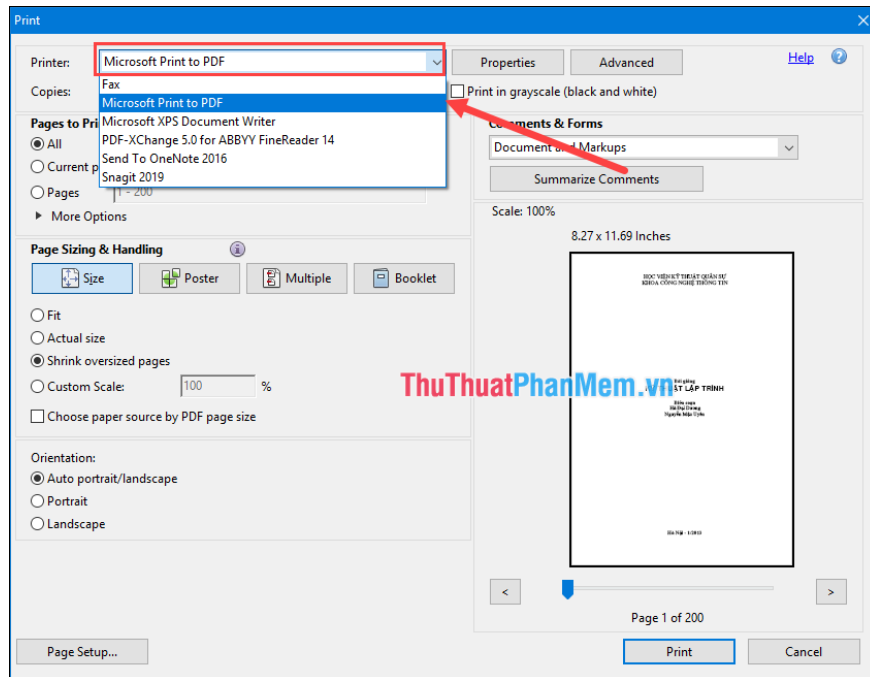
Step 1: You start to launch Adobe Reader software to use. Then choose **Open** or **My Computer** . to select the PDF document you want to cut.



Step 2: After opening the PDF document, select the icon with the **Printer** to cut the PDF file.

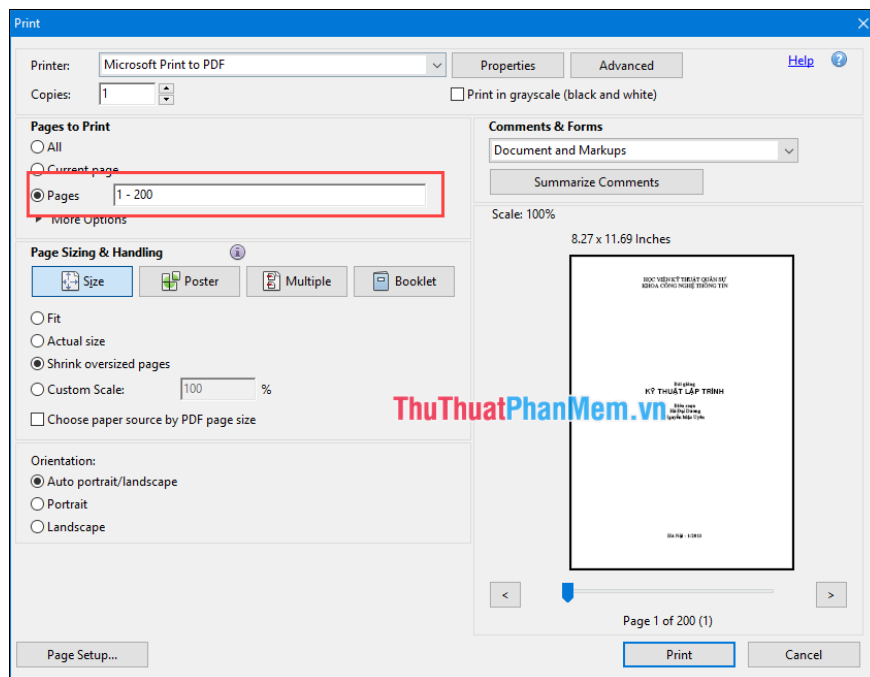


Step 3: At the printer window, you proceed to the following settings. For **Printer**, choose **Microsoft Print to PDF** .



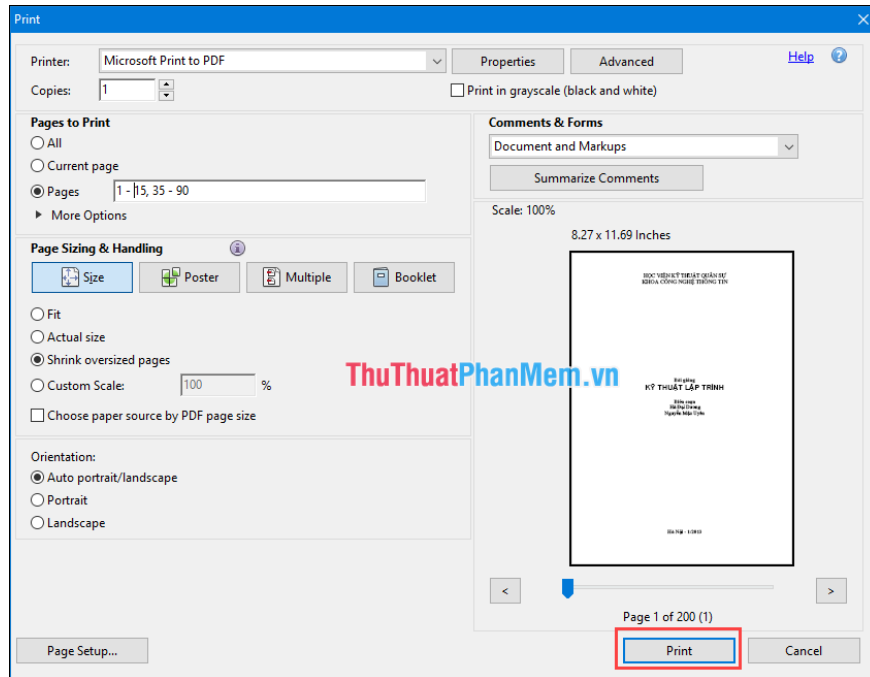
Step 4: At **Page to Print** , you proceed to select **Page** and set as follows:

1. **Print adjacent pages, then you enter:** First page - Last page.
2. **If you do not print the pages, then you enter:** "The page you want to print number 1", "The page you want to print number 2", "The page you want to print number 3" (Pages separated by ",").

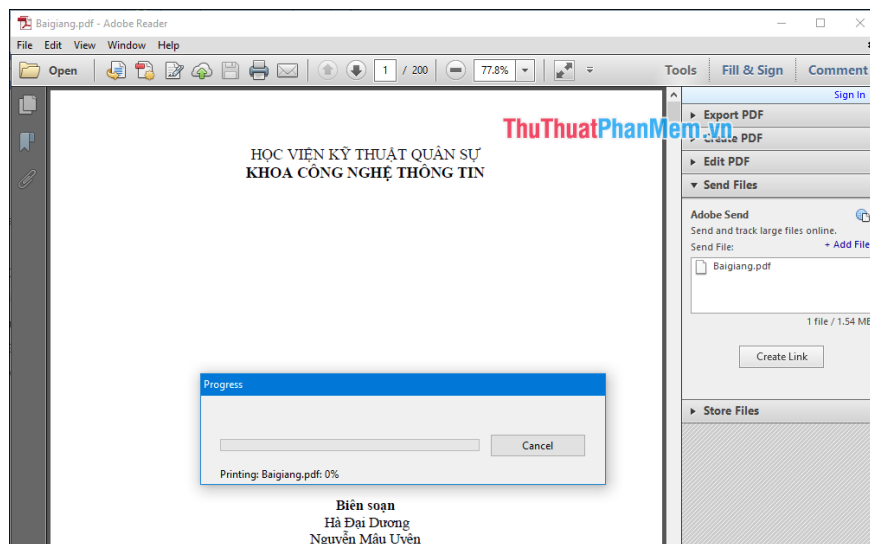


For example: In this article the Software Tips want to print from page 1 to page 15 and continue to print from pages 35 to 90, then the Software Tips enter: 1 - 15, 35 - 90. Similar to the other pages.

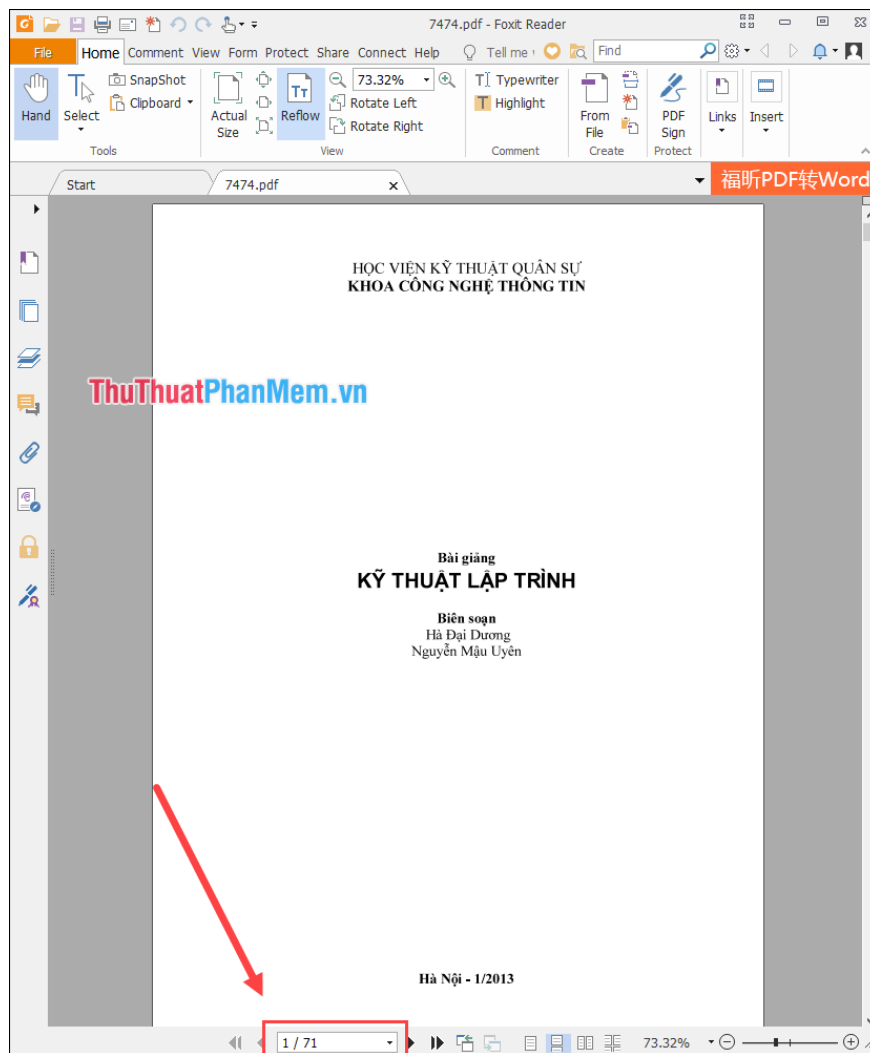
After selecting the pages you want to print finished, select **Print** to proceed with splitting the file.



Next, you wait for the data processing software to split the file.



Finally, we have the new PDF file successfully sliced ??(Only 71 pages left). If you want to cut a PDF file into smaller files, then continue with the steps above.



Thus, the Software Tips guide you *How to cut PDF files with Adobe Reader* fastest and most convenient. Good luck!

You finished reading the article "**How to cut a PDF file with Adobe Reader**" edited by the [TipsMake](#) team. We hope this article has provided you with many useful tech tips and tricks. You can search for similar articles on tips and guides. Thank you for reading and for following us regularly.