

How to customize the main screen interface on Galaxy S6 / S7 / Note 5 does not need to root the device

The content displayed on the screen more or less is determined by the DPI parameter, the number of pixels per square inch. When adjusting DPI, you can completely change the screen interface on Galaxy S6 / S7 / Note 5 without needing to root the device.

The content displayed on the screen more or less is determined by the DPI parameter, the number of pixels per square inch. When adjusting DPI, you can completely change the screen interface. In the article below, Network Administrator will guide you step by step to customize DPI on Galaxy S6 / S7 / Note 5 without rooting the device, thanks to the Nova Launcher application completely free.

Instructions for customizing Galaxy S6, S7, Note 5 interface

Step 1:

Download Nova Launcher application.

Note, after completing the process the user can still return to the familiar TouchWiz interface if desired.

Step 2:

Activate the launcher, press and hold the **Home** screen.

Step 3:


Touch **Widgets** and drag **Activities** in **Nova Launcher** 's widget bar off the Home screen.



Nova Launcher



Nova Action




Shortcut Activities



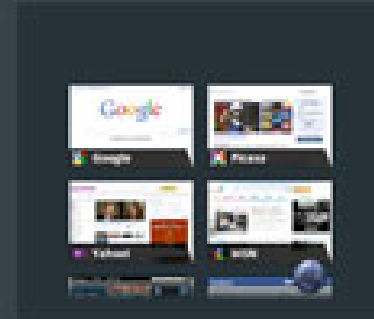
Shortcut Quick



Browser



Bookmark





Shortcut Bookmarks

3 x 2



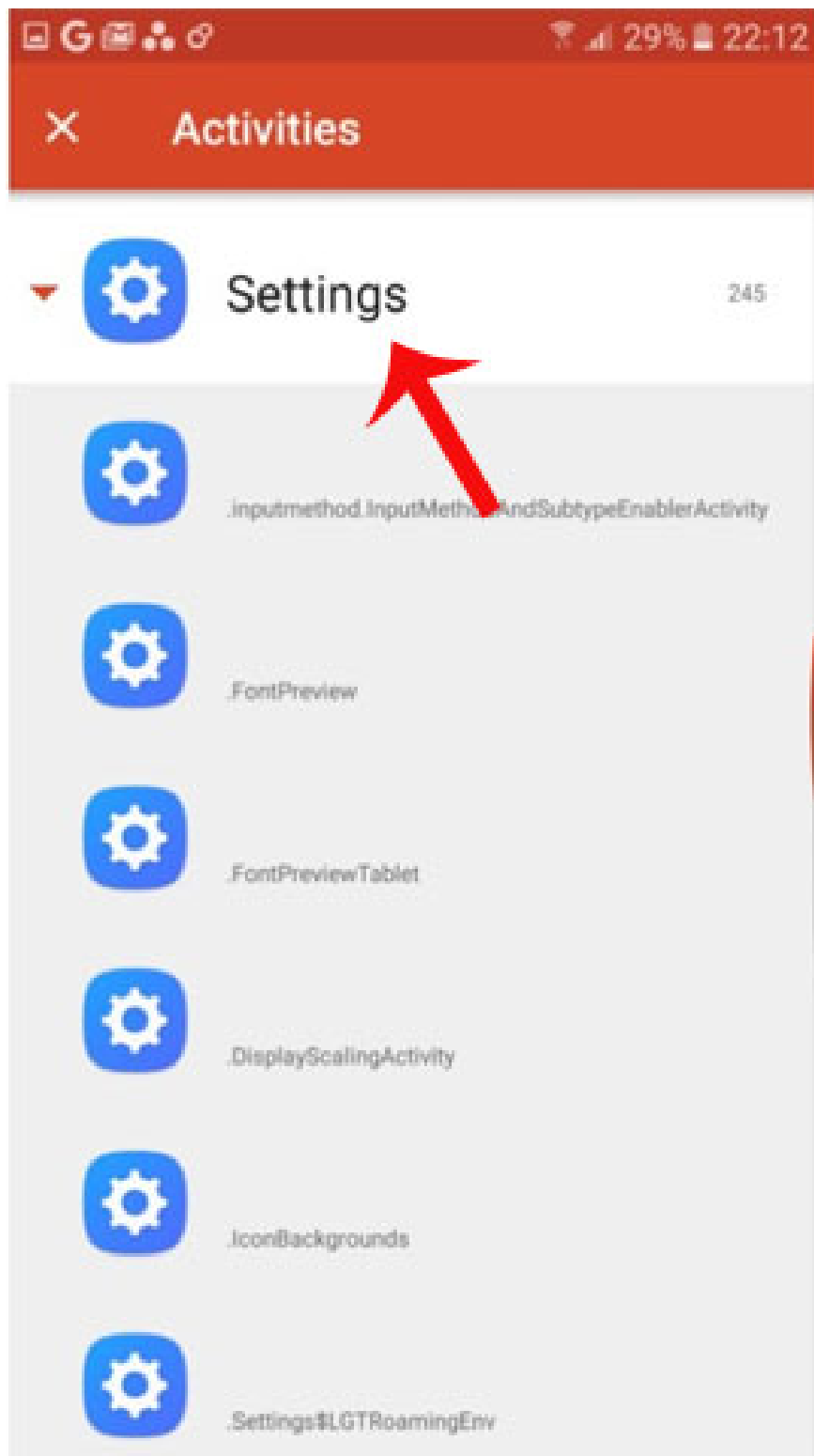
Calculator





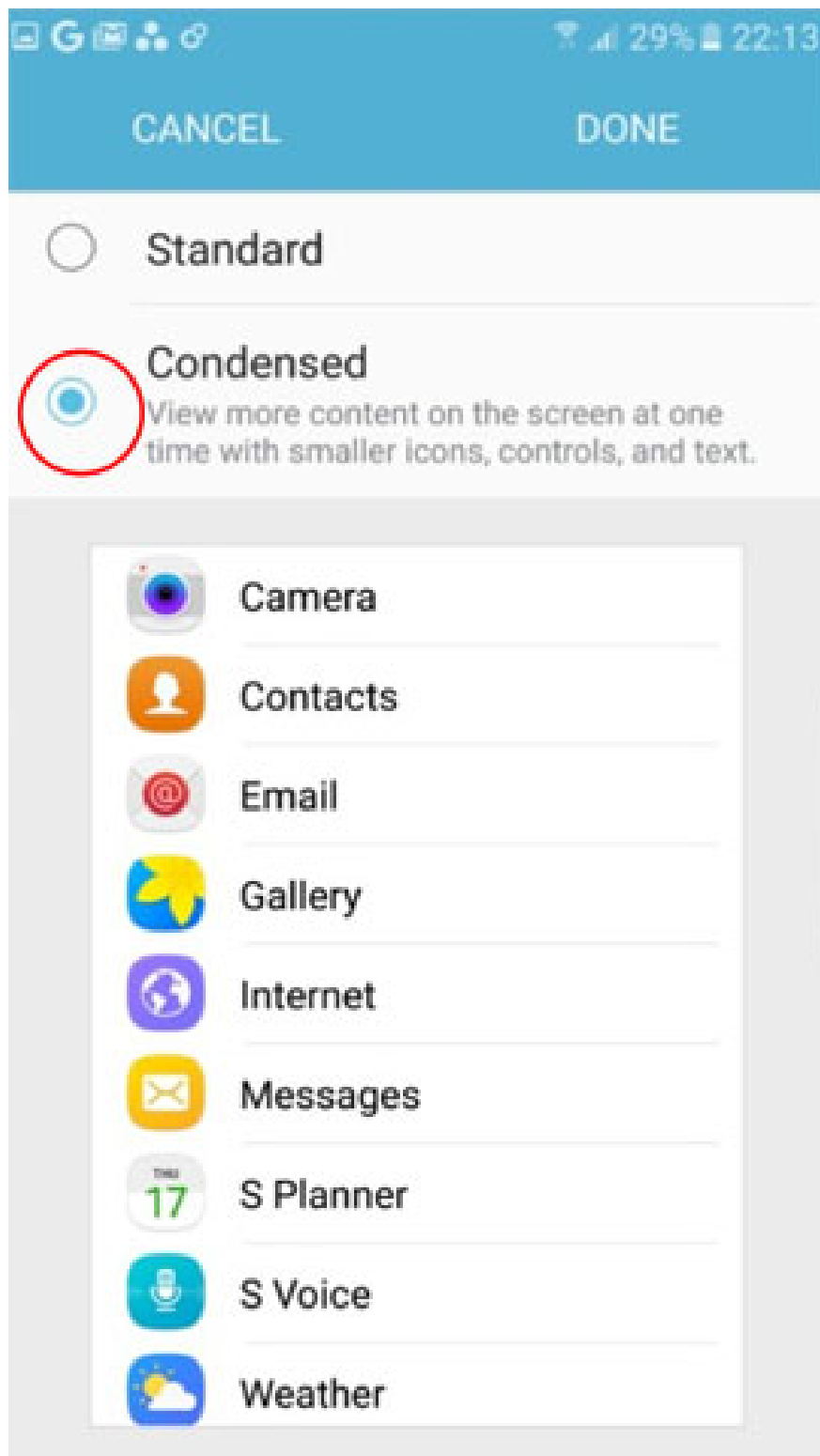
Step 4:

The menu on the screen appears. Open **Settings** to show the settings list and click **.DisplayScalingActivity** . You will see an icon outside the Home screen.



Step 5:

Click on the screen icon and appear DPI options. Select **Condensed** and Done to complete the DPI customization process.



Restart the phone to see the new interface.

So after installing Nova Launcher, users can replace and customize the screen interface on Galaxy S6 / S7 / Note 5 models such as changing icons, layouts, animations or many unique changes. other.

Refer to the following articles:

1. 3 ways to uninstall apps for Android devices
2. 10 easy video editing applications on Android
3. Prevent advertising notifications on Android

I wish you all success!

You finished reading the article "**How to customize the main screen interface on Galaxy S6 / S7 / Note 5 does not need to root the device**" edited by the [TipsMake](#) team. We hope this article has provided you with many useful tech tips and tricks. You can search for similar articles on tips and guides. Thank you for reading and for following us regularly.