

How to customize the iPhone Home screen

To change the Home screen on iPhone, we can install many different applications.

You just bought a new iPhone. Why does your main screen have to look like other people? While iOS, or Apple in general, often 'rules' for users how to do things, but there's a lot more room to customize than you think.

Unlike Android that can customize the main screen, adding more actions, iOS devices are quite limited in allowing users to change the screen, unless the device has been jailbroken. However, if you do not have too many requests when you want to customize the Home screen, do not want to perform complicated operations, you can install some applications to personalize the Home screen completely free of charge. Before deciding to switch to Android for free customization, see what you can do with your iPhone!

TipsMake.com has compiled a number of ways for users to change the main screen to suit their needs. Whether you need to change the order of applications, choose custom icons for those applications or hide folder and application names, you can do so using the steps below. The following article will summarize some ways to customize the Home screen on iOS devices.

1. How to move multiple apps at once on iPhone
2. Instructions to make the phone icon fall wildly unique
3. Instructions to transfer iPhone screen to gray to save battery

Customize Home screen without jailbreak

1. Wallpaper application on iPhone
2. How to hide iPhone dock bar
3. How to group iPhone apps into folders
4. Change application icons
 1. How to change the application icon
 2. List of iOS apps with custom icons
5. Create application icon with 'Bookmark'
6. Download the application icon made available with iSkin
7. 'Clean' the main screen with Apple Configurator
8. Move multiple icons at once
9. Hide the folder name on the main screen
10. Hide the app icon name on the main screen
11. Arrange the icons as you like
12. Hide the application on the main screen

1. Wallpaper application on iPhone

1. Unsplash

1. Download the Unsplash iOS app

Unsplash application gathers a large number of background images with many different topics, from natural scenes, people, to animal photos, etc. We can search to choose images according to the theme we like. With iPad running iOS 11 users can drag and drop images from Unsplash to another application without saving photos to albums.

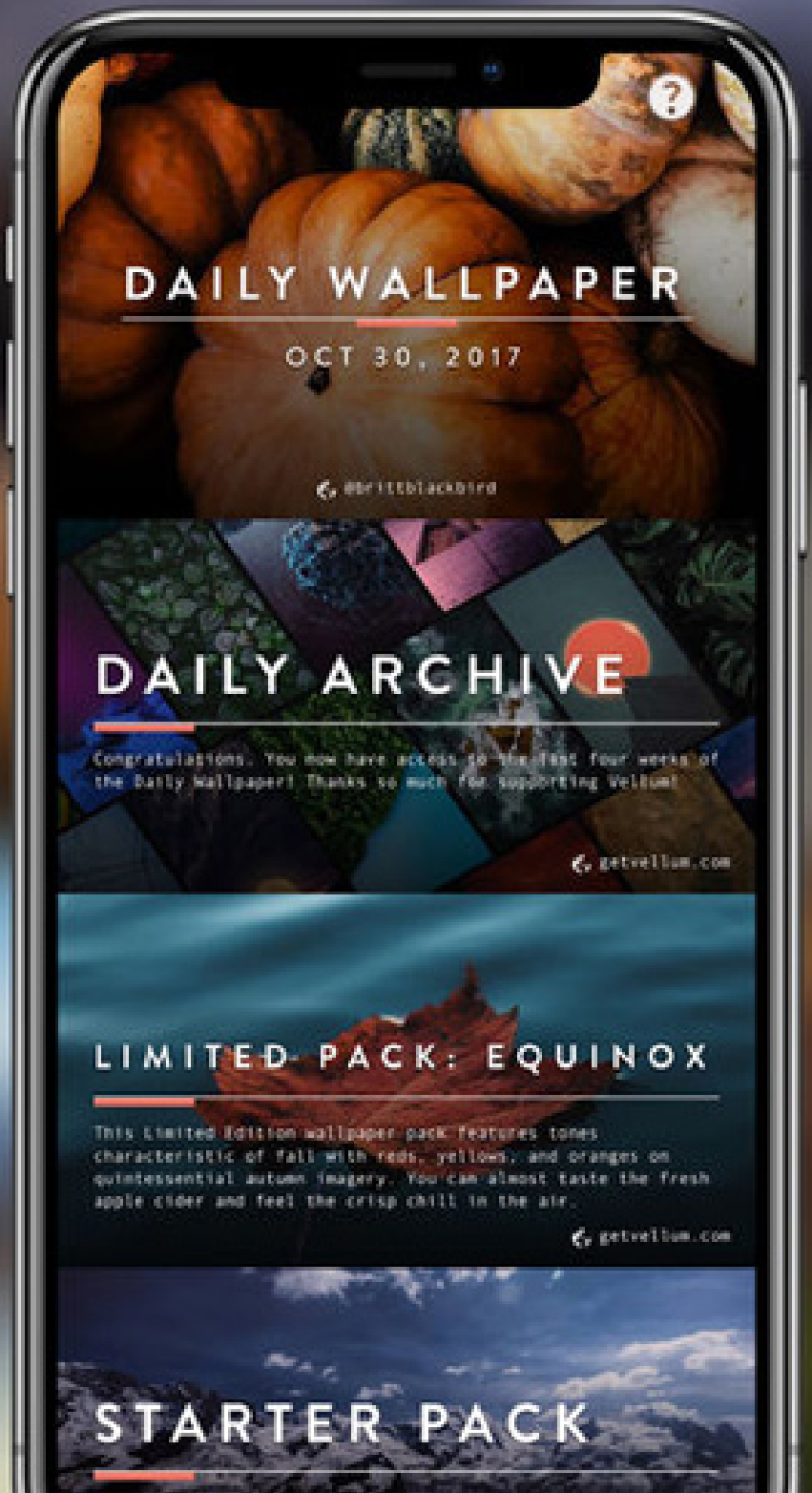


2. Vellum application

1. Download the iOS Vellum app

Vellum also offers a unique background of color images, always in full HD quality. You can choose background images in different categories like From Above, Abstract Paint, Macro Synapse or Infinity & Beyond. Each category will contain 20 - 50 different wallpapers. We will be previewing the background image displayed on the main screen, or the lock screen before pressing confirm use.

SAY GOODBYE TO UGLY SCREENS!



DAILY WALLPAPER

OCT 30, 2017

[@brittblackbird](#)

DAILY ARCHIVE

Congratulations. You now have access to the first four weeks of the Daily Wallpaper! Thanks so much for supporting Vellum!

[getvellum.com](#)

LIMITED PACK: EQUINOX

This Limited Edition wallpaper pack features tones characteristic of fall with reds, yellows, and oranges on quintessential autumn imagery. You can almost taste the fresh apple cider and feel the crisp chill in the air.

[getvellum.com](#)

STARTER PACK

NEW WALLPAPER PACKS
ADDED REGULARLY & A NEW
WALLPAPER EVERY DAY!



INFINITY & BEYOND

The human desire to discover and explore outside of our own planet is emboldened with these wallpapers. Includes breathtaking images from NASA, their space missions, the Hubble Telescope and other sources.


nasa.gov

HUNDREDS OF WALLPAPERS
CURATED SPECIFICALLY FOR
THE IPHONE X SCREEN

STARTER PACK

The walls that started it all. Features a wide variety of iconic scenery and landmarks from around the world. Also included in this pack are an assortment of digital artworks and composites.

getvellum.com



3. Everpix application

1. Download the Everpix iOS app

Everpix wallpapers are updated every day with different themes. There will be about 20 wallpaper items on every topic for users to choose. Especially the aspect ratio of the wallpaper will always be adjusted to the standard screen size of the device, so we don't need to edit much.



WALLPAPERS, THAT YOU'VE
ALWAYS WANTED

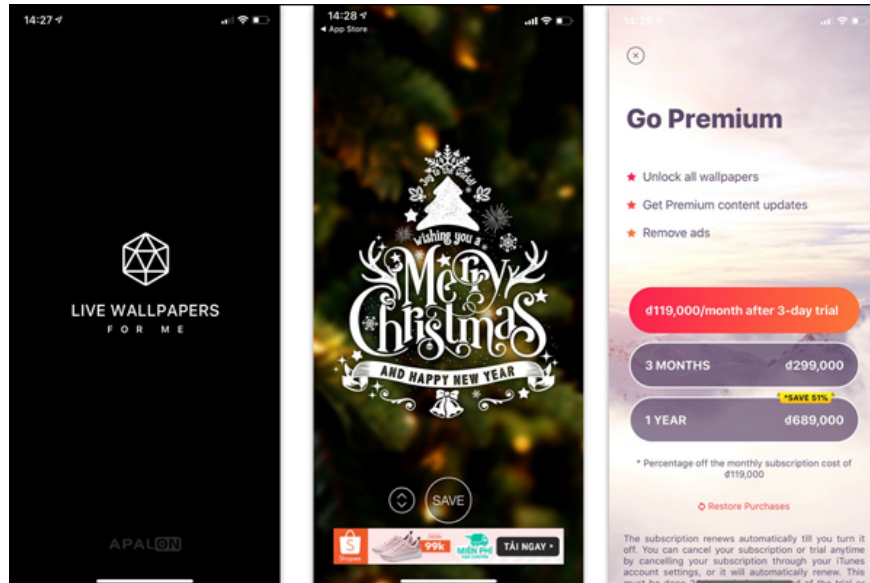




4. Wallpaper For Me application

1. Download Wallpaper For Me iOS app

Wallpaper For Me will gather animated wallpapers with high quality graphics, support 4K with devices with large screen resolutions. The application only works from iPhone 6s and above.



5. Magic Screen application

1. Download the Magic Screen app

Come to Magic Screen we can design our own wallpaper with images available to insert text into images. We can combine multiple photos into 1 complete wallpaper to use. Magic Screen also supports animation for animated wallpapers.




MAGIC SCREEN




COLLAGES



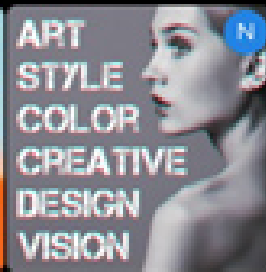
FRAMES



CROP



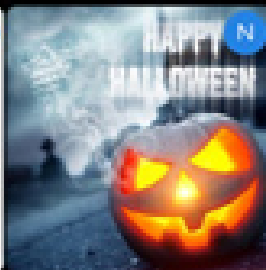
COLORS




STYLISH 3D



THE BOOK



HALLOWEEN



LONG SHADOW



 tungsten wire mesh



2. How to hide iPhone dock bar

When hiding the dock on the iPhone or iPad, the application icons will use the same wallpaper on the device, without being separated into a separate horizontal frame.

Step 1:

We access the link below then select the favorite wallpaper.

1. <https://heyeased.weebly.com/hide-dock-wallpapers.html>

This website is mainly a monochrome wallpaper with no details of flowers or scenery.

Step 2:

Select the wallpaper theme and select the device you are using. Then click on the color you like and click **Save image** .

Mysterious iPhone Wallpaper



[Invisible Dock \[X\] →](#)

[Invisible Dock \[8P/7P/6P\] →](#)

[Invisible Dock \[8/7/6\] →](#)

[Invisible Dock \[SE/5s\] →](#)

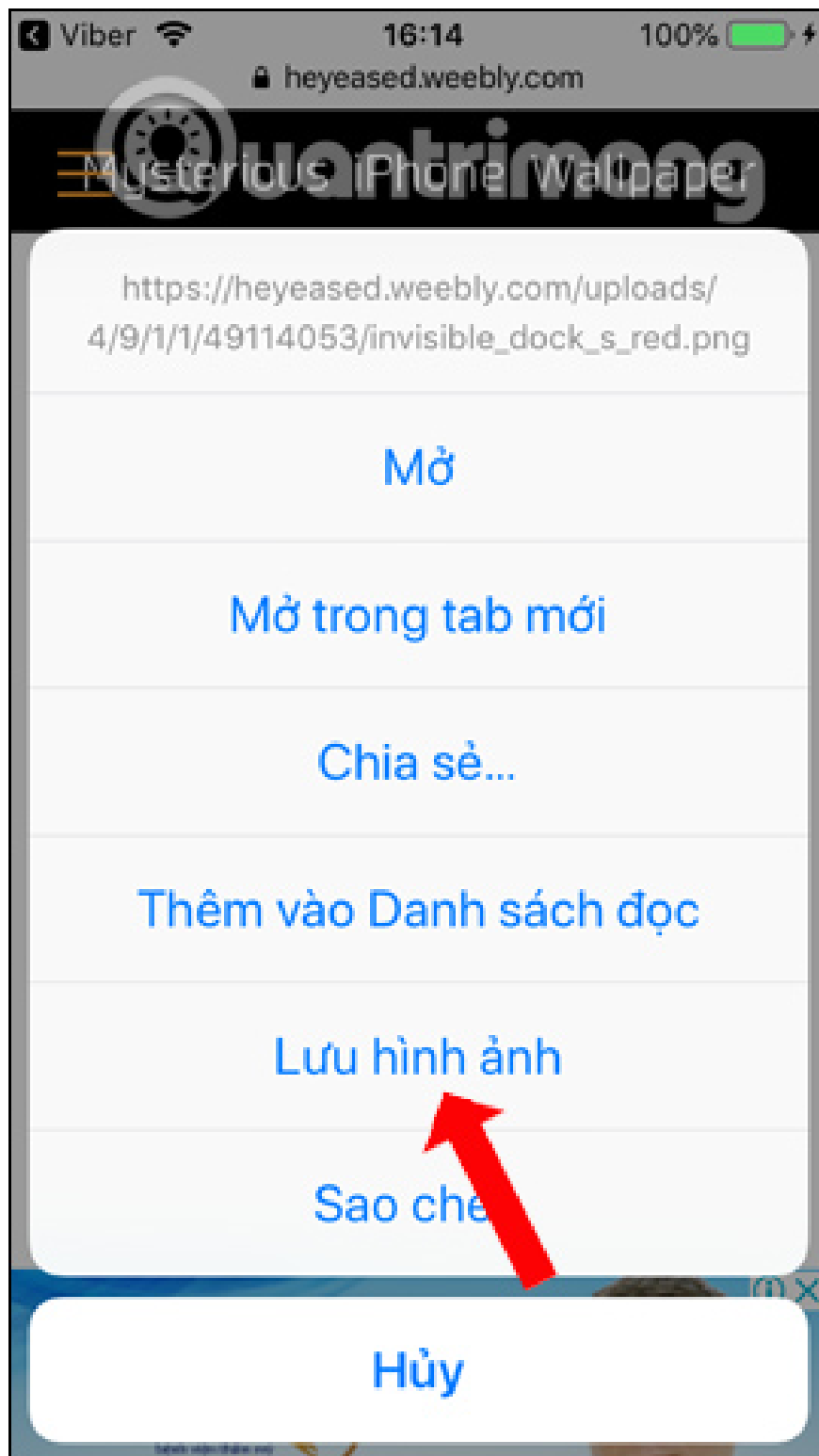


iOS 11-

60 sheets each

The Dock disappears.

Light color backgrounds.




Step 3:

Open the image in the gallery and then click the **Share** button and select **Use as wallpaper** . Next we just need to select the image as **the main screen wallpaper** .

Không có SIM

16:15

100% 



Hôm nay
16:14

Sửa



Quantrivang



Không có SIM

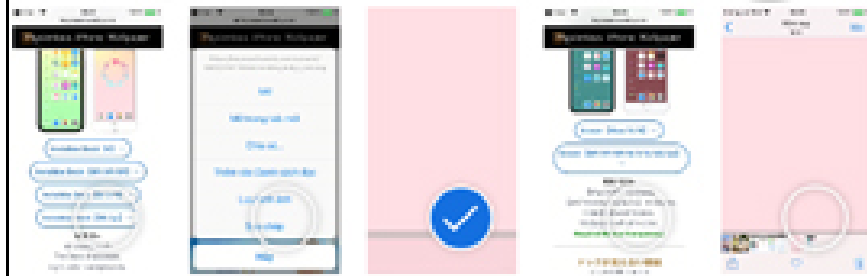
16:16

100%

Hủy



Đã chọn 1 ảnh



AirDrop. Chạm để bật Wi-Fi và Bluetooth để chia sẻ bằng AirDrop.




Tin nhắn



Facebook



Mail



Thêm vào Ghi chú



Tạo mặt đồng hồ



Dùng làm hình nền



Ấn



Lưu vào Tập

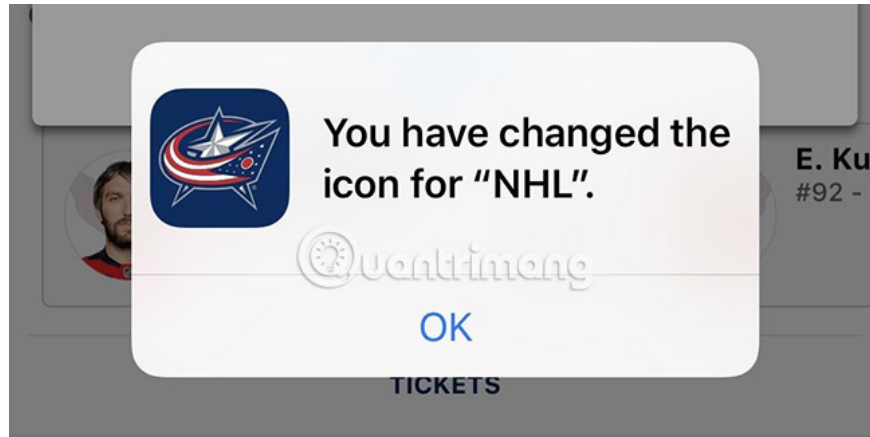


3. How to group iPhone apps into folders

Grouping applications into the same folder on the iPhone screen will make the screen more compact, instead of you to spread out the applications to the main screen. How to make a reference in the article [How to create, rename, delete folders on iPhone / iPad?](#)

4. Change application icons

If you don't like app icons, change them! Although, in this respect, iOS does not have the same flexibility as Android, but iPhone users can still change the look of application icons. In fact, some applications even offer their own options for users to choose from.



Unfortunately, such applications are very rare. But all applications that provide this feature work well. Users are provided with icon sets to freely change at will. For that reason, applications that support this option are always welcome.

Currently, most applications that provide such alternative icons are usually not free or 'hidden' after paid "pro" accounts. Adding application icons for users to choose is not easy. Therefore, in fact, not all developers have the time and resources to realize this.

Developers also discourage adding this customization because the App Store once denied this. They are very dissatisfied with Apple about their applications being rejected due to customizable application icons, especially 'hidden behind' paywall applications (Paywall is a new term that shows a tendency to charge. to view online content).

However, there are applications that have passed this rigorous process to allow users to select the application icon displayed on the main screen.

How to change the application icon

The list of applications that allow to change icons is not much and developers can deploy this option via:

1. Menu settings in the application
2. **iOS Settings application**
3. **3D Touch** on the main screen

However, the options for most customizable applications are in the settings (if not, check the other two methods). As can be seen below, the MyLight option is in the **Settings** application , while HQ is set in the 3D Touch menu on the main screen.

App Icon



Original



Dark



Red



Purple



Blue



Orange



Mint



Pride



Neon Light



Neon Dark



Neon Purple



Neon Red



8-Bit Light



8-Bit Dark



8-Bit Hot



8-Bit Ice



Flat Black



Flat White



Midnight



Ice

< MyLight

App Icon (iOS 10.3+)

Default



Alternative

Black

White





List of iOS apps with custom icons

This list may be incomplete. If there are more applications you know, please leave a comment in the comments section below!

1. Anybuffer (free)
2. Apollo for Reddit (free but pay \$ 2.99 - 70,000 VND to use custom icons)

3. Bear (requires free registration but must pay for some themes)
4. Buffer (free)
5. Burner (free)
6. Cake Web Browser (free)
7. Calzy 3 (\$ 2.99)
8. Carrot Weather (\$ 4.99 - 115,000 VND)
9. GameTrack (free but must pay \$ 1.99 - VND 46,000 to use custom icons)
10. Hello Weather (free but pay \$ 4.99 / year to use custom icons)
11. HQ (free)
12. MiLB First Pitch (free)
13. MLB At Bat (free)
14. MyLight - Flashlight (free)
15. Narwhal for Reddit (free)
16. NHL (free)
17. Obscura 2 (\$ 4.99)
18. Overcast (free but pay \$ 9.99 / year - VND 230,000 to use custom icons)
19. Pcalc (\$ 9.99)
20. Pcalc Lite (free)
21. Pocket Casts (\$ 3.99 - 96,000 VND)
22. Scanbot (free but must pay \$ 6.99 - 161,000 VND to use custom icons)
23. Tinder (free)
24. Twitterific (free)
25. Unlox (free)
26. Working Copy (free but must pay \$ 15.99 - 371,000VND to use custom icons)

6:10



Select App Icon

ICONS

- White ✓
- Charcoal >
- Black >



6:11



< Settings Home Screen Icon



Current
Icon

Personalize your home screen
You've selected the Indians as the At
Bat icon on your Home screen

Reset to MLB

FAVORITE TEAMS



Cleveland Indians



Baltimore Orioles



Boston Red Sox



New York Yankees



Tampa Bay Rays



Toronto Blue Jays

6:12



Home Screen Icon

Personalize the NHL icon on your home screen



Current icon

[Reset to NHL](#)

FAVORITES & FOLLOWING



Columbus Blue Jackets



Quantineng



NHL

TEAMS



Anaheim Ducks



Arizona Coyotes



Blue Jackets



Scores



Playoffs



Latest




More

5. Create application icon with 'Bookmark'

The list of applications that support icon changes isn't really that much, but that doesn't mean users can't change the icons for their favorite apps. In fact, with a bit of effort, users can change almost every application icon to whatever they want with bookmarks.

At first glance, bookmarks look like applications. But actually not - bookmarks are icons that launch a corresponding application. The bookmark icon is also fully customizable, meaning that users can hide the original application in a folder and display the bookmark with any matching icon.

Remember, this is more or less an effective solution to customize application icons. When clicking on a bookmark, it only takes a second to redirect to the application you want to select. Bookmarks will only work if you know the URL scheme (the URL of the Scheme is an interesting feature provided by the iOS SDK that allows IOS programmers to launch iOS apps and third-party apps via the URL) for the application. trying to redirect to. Otherwise, the user will not be able to connect the application to the bookmark.




In addition, readers can refer to: [How to create application icons on iPhone / iPad without jailbreaking with micon.io.](#)

6. Download the application icon made available with iSkin

You don't need to create your own bookmarks for use on iPhone. Instead, browse the icons provided by iSkin. You will find a lot of icons for existing applications with many different types. Just download the icons first, then the user can freely customize their own card.

You can select individual application icons on iSkin, but you can also download themed packages. This saves a lot of time, especially if there is a specific favorite topic for all compatible applications.

New App Icons



iTunes



Youtube



ROBLOX



Mail




Minecraft PE




Twitter



Phone




Music



Safari





7. 'Clean' the main screen with Apple Configurator

Rearrange the home screen by dragging each application that is no longer needed. This is very fast but quite tedious. Why not try using Apple Configurator 2 for Mac? The app provides users with an overview of the iPhone home screen and allows quick adjustments with the mouse.



8. Move multiple icons at once

Without a Mac or if you want to manage the iPhone's home screen, there are tips that users can use to organize their apps much easier. The iPhone now allows users to move multiple app icons at once, simplifying the process of making deeper changes to the main screen layout. You can even move these icon groups on multiple pages.