

# How to customize the iMessage application tray on iPhone and iPad

You can customize the iMessage application tray in iOS 11 on iPhone and iPad according to your mood. Follow these steps to rearrange the application tray as desired.

You can customize the iMessage application tray in iOS 11 on iPhone and iPad according to your mood. Follow these steps to rearrange the application tray as desired.

iMessage application tray in iOS 11 has been redesigned more beautiful and easier to use. In addition, you can also adjust the application tray to suit your needs and needs.

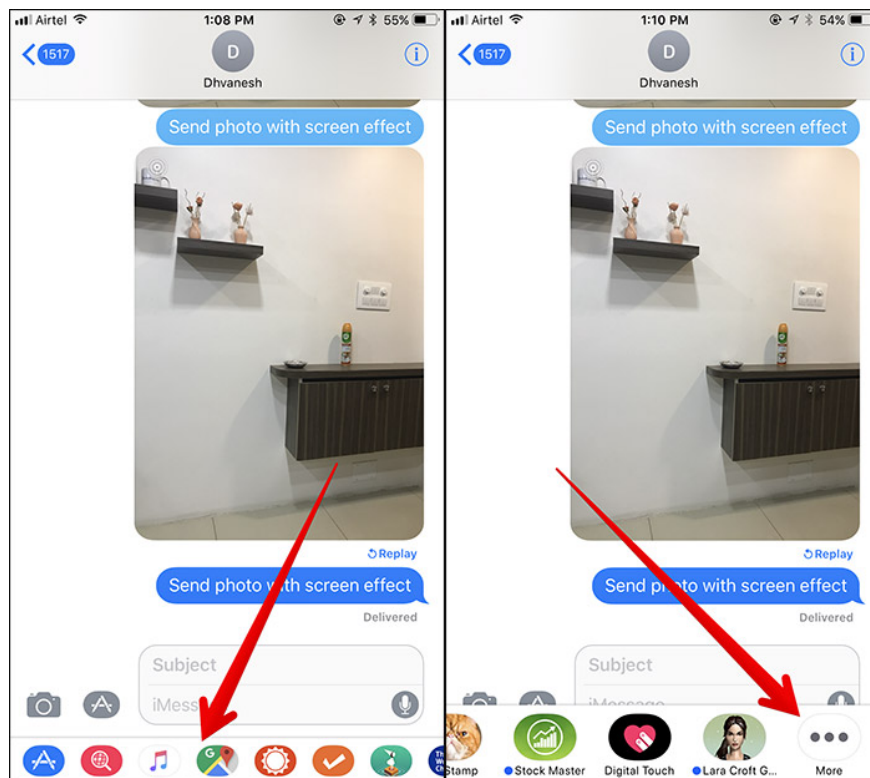
1. How to turn on the dark background interface on iPhone applications

For example, if you don't want to keep the recently used applications button, you can remove it from the menu. Or if you want to rearrange icons to make it easier to perform tasks, you can do that.

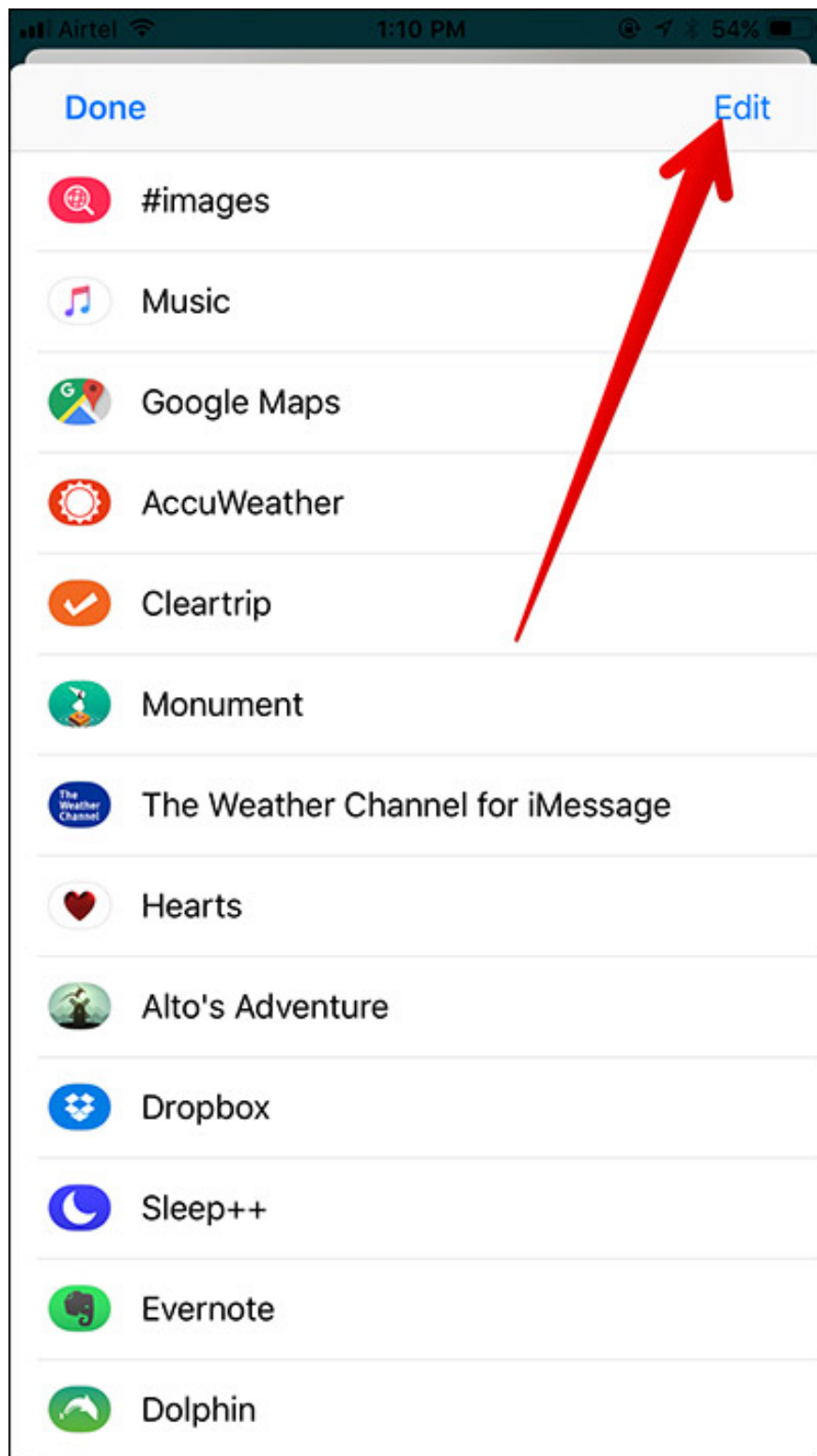
## How to customize iMessage application tray icons in iOS 11 on iPhone and iPad

**Step 1** . Opening **Messages** on iOS devices ? Next, open any **message** .

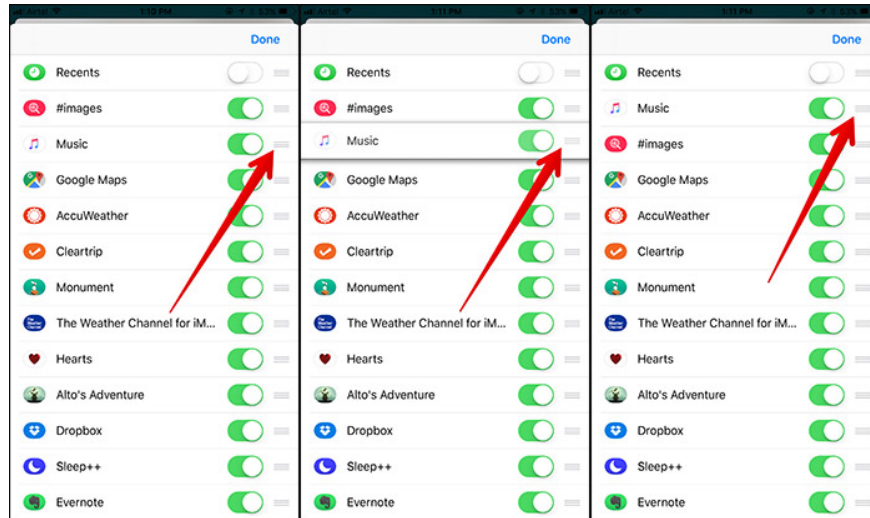
**Step 2** . Drag the application tray from right to left ? Touch the **more** button (three horizontal dots) in the lower right corner of the screen.



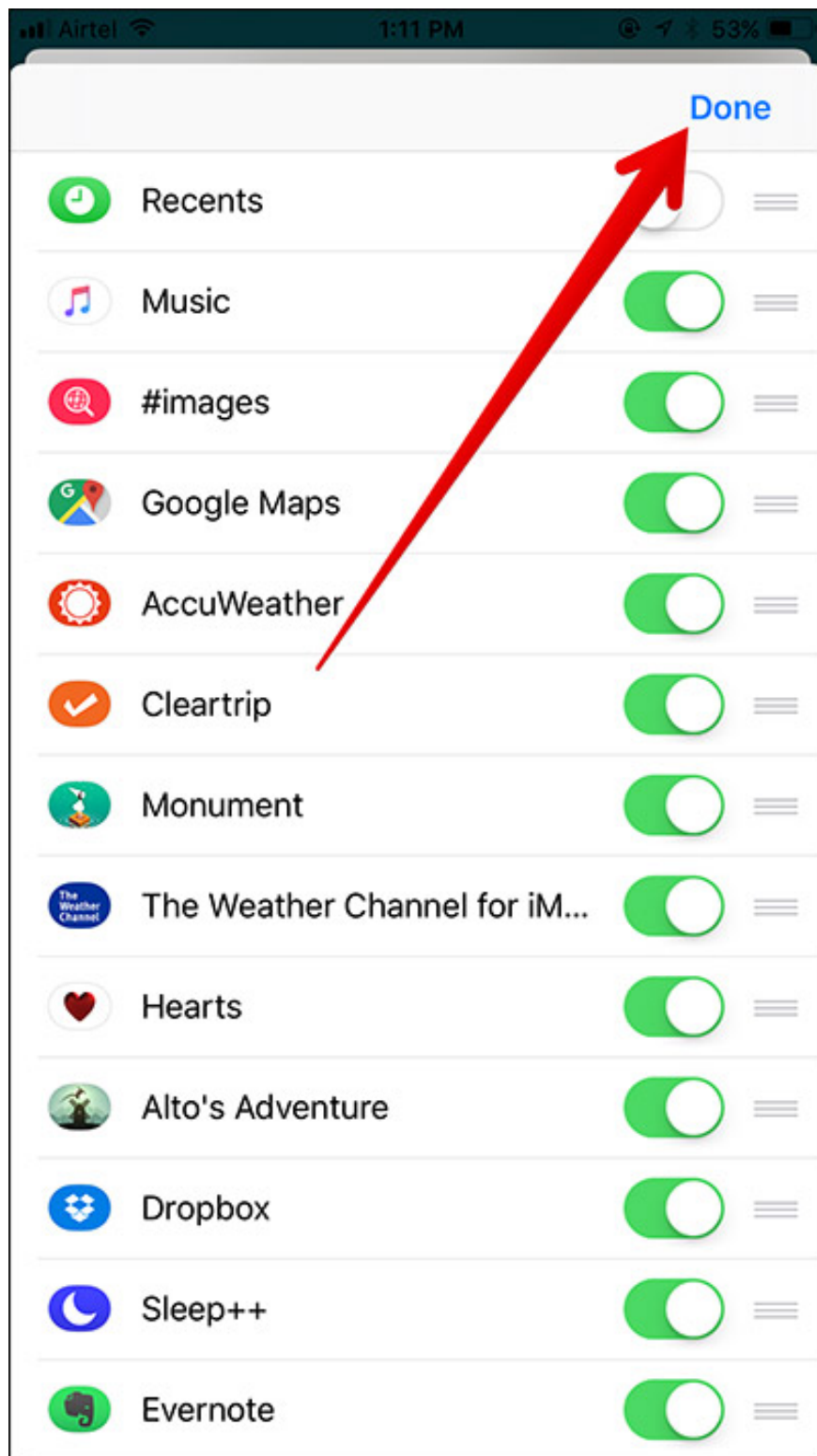
**Step 3** . Next, select **Edit** in the upper right corner of the screen.



**Step 4** . Now simply touch and hold the three line icon next to your favorite application and drag it to the desired location.



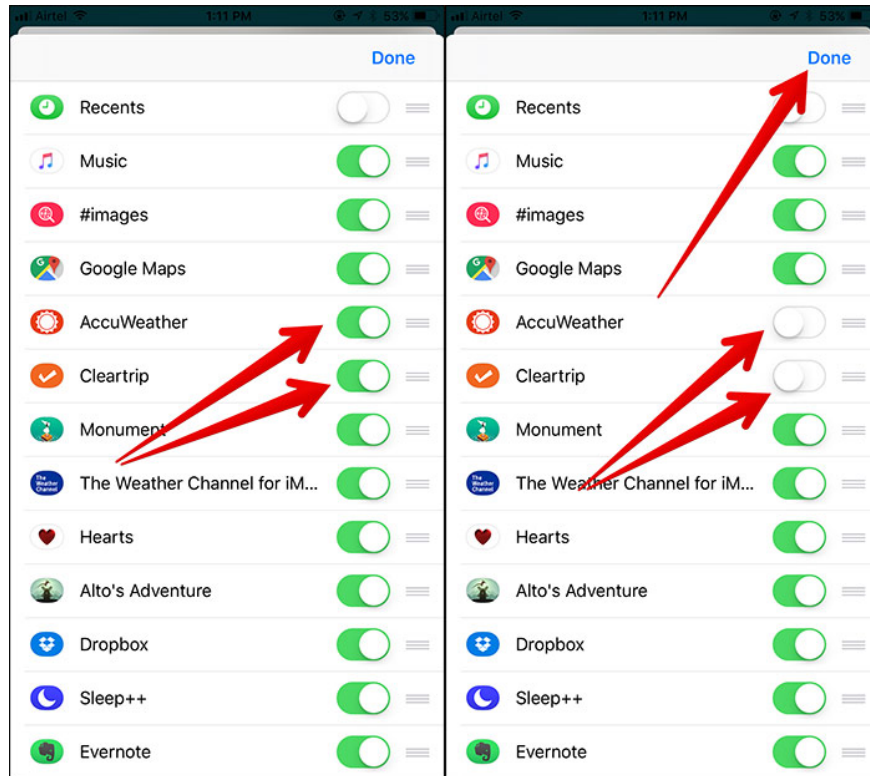
**Step 5** . Finally, select **Done** in the top right corner of the screen.



**How to remove an unwanted application from the iMessage application tray on iOS 11**

**Step 1** . Open the **Message** ? application and select any message ? open the **More** button (three dots) ? and select **Edit** .

**Step 2** . Now, just turn off the switch to the right of the applications you want to delete ? finally select **Done** .



See more:

1. The best free VPN application iOS users should not ignore
2. How to use fingerprint to download applications on iPhone
3. How to install Everfilter image editing application on iPhone / iPad

You finished reading the article "**How to customize the iMessage application tray on iPhone and iPad**" edited by the [TipsMake](#) team. We hope this article has provided you with many useful tech tips and tricks. You can search for similar articles on tips and guides. Thank you for reading and for following us regularly.