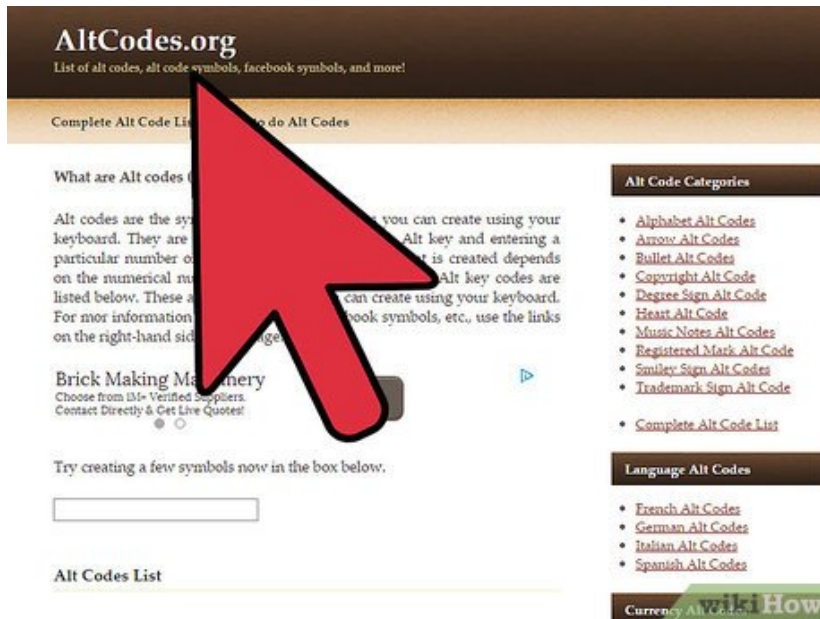


# How to Create Text Symbols

Text symbols help in illustrating some of the things we can't normally express in typing. There are many text symbols you can use, and most of which can be copied to many applications and programs for sending. Using a couple of methods,...

Method 1 of 2:

## Typing a Symbol Using Alt Codes



1.

**Find an Alt code.** Look for an Alt code from reliable sites.

1. Alt code sites have lists of symbols with their corresponding Alt codes. Just scroll through the list until you find a symbol you want to use.

2.

Symbol	Number	Symbol	Number	Symbol	Number
☉	1	V	86		171
☼	2	W	87		172
☽	3	X			
☿	4	Y			
♄	5	L	91		175
♃	6	\	92		177
♆	7	]	93		178
♅	8	^	94		179
♁	9	-	95	†	180
♂	10	˘	96	‡	181
♂	11	-	~		

• [Italian Alt Codes](#)  
• [Spanish Alt Codes](#)

**Currency Alt Codes**

- [Cent Alt Code](#)
- [Euro Alt Code](#)
- [Florin Alt Code](#)
- [Peseta Alt Code](#)
- [Pound Alt Code](#)
- [Yen Alt Code](#)

**Other Symbols**

- [Facebook Symbols](#)
- [Text Symbols](#)

**Translate Alt Codes**

🇺🇸 🇩🇪 🇫🇷 🇮🇹 🇪🇸 🇬🇧 🇯🇵 🇨🇦 🇦🇺 🇨🇳

**Other Useful Resources**

- [MDS Decrypter](#)
- [Alphabetize Tool](#)
- [Fig Latin Translator](#)
- [Free Smiley Signs](#)
- [Free Avatars](#)
- [Free Emoticons](#)

WikiHow

**Remember the code number.** Once you've decided on a symbol you want to input, take note of the number associated with the symbol. This is what you will be typing.

3.

Num Lock

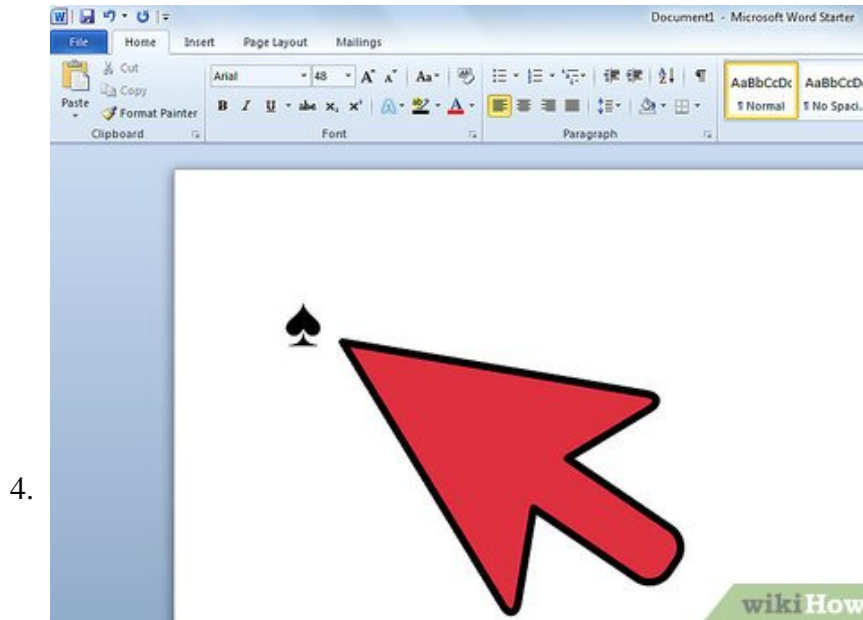
7 Home 8 Δ 9 PgUp

4 < 5 6 >

1 End 2 ∇ 3 PgDn

WikiHow

**Enable Num Lock.** Turn on the Num Lock on your keyboard by pressing on the key, which is usually located close to your number pad on the upper-right portion of your keyboard.



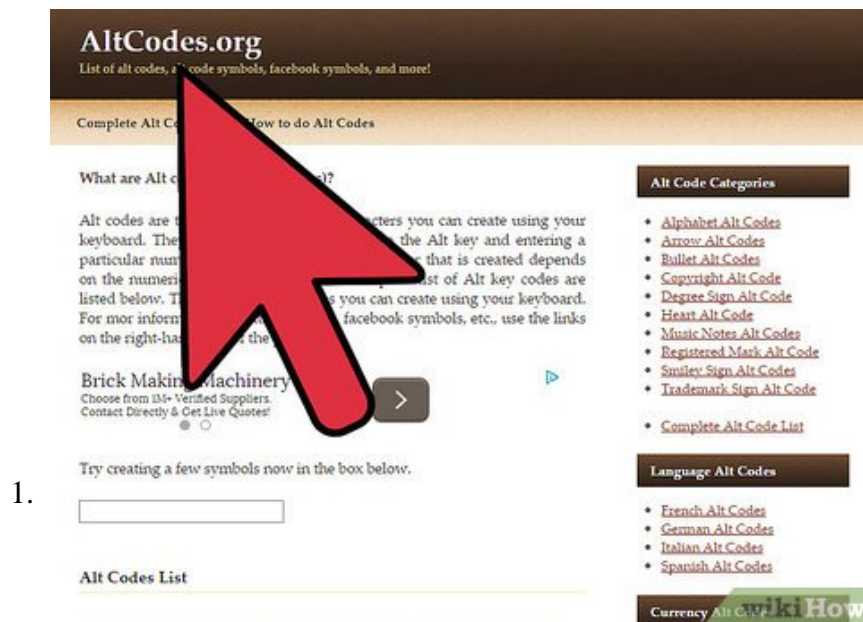
4.

**Type in the code.** Click on a blank area of any text field, hold down the Alt key (for Windows) or the Option key (for Mac), and using the number pad, type in the code numbers associated with your symbol. Let go of the Alt / Option key, and the symbol should appear on the text field.

1. If this does not work, try using the other Alt key on your keyboard, and it should input the symbol.

Method 2 of 2:

## Copying and Pasting Text Symbols



1.

**Search for a list of symbols you want to use.**

1. Alt code sites have lists of symbols with their corresponding Alt codes. Just scroll through the list until you find a symbol you want to use.

2.

Symbol	Number	Symbol	Number	Symbol	Number
⊖	1	V	86	½	171
⊙	2	W	87	¼	172
♥	3	X	88	ı	173
♠	4	Y	89	«	174
♣	5	Z	90	»	175
♠	6	[	91	⋮	176
•	7	\	92	⋮	177
▪	8	]	93	⋮	178
◊	9	^	94	⋮	179
♠	10	_	95	⋮	180
♠	11	~	96	⋮	181
♠	12	ˆ	97	⋮	182
♠	13	˜	98	⋮	183

- [Cent Alt Code](#)
- [Euro Alt Code](#)
- [Florin Alt Code](#)
- [Peseta Alt Code](#)
- [Pound Alt Code](#)
- [Yen Alt Code](#)

**Other Symbols**

- [Facebook Symbols](#)
- [Text Symbols](#)

**Translate Alt Codes**

**Other Useful Resources**

- [MIDI Decipherer](#)
- [Alphabetize Tool](#)
- [Pig Latin Translator](#)
- [Free Smiley Signs](#)
- [Free Avatars](#)
- [Free Emoticons](#)

wikiHow

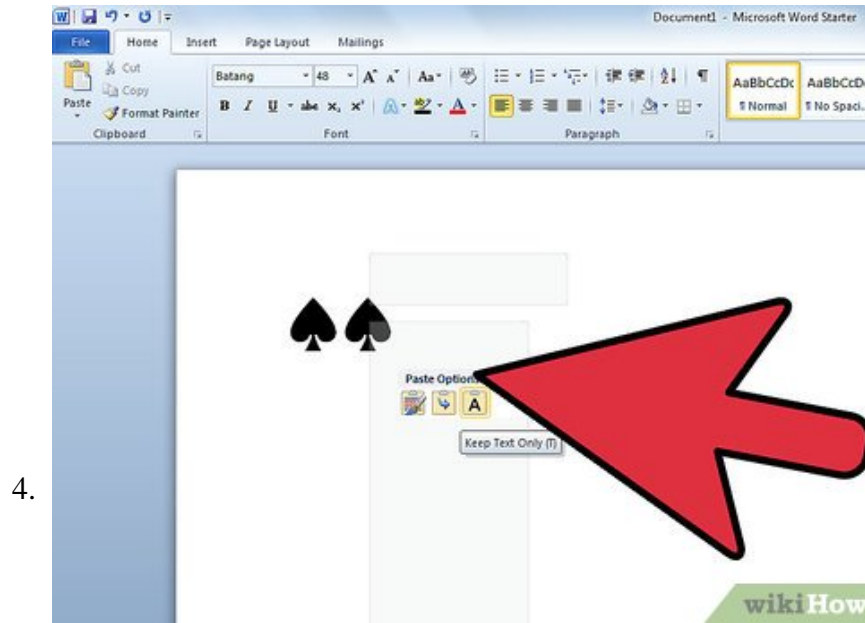
**Highlight the desired symbol.** Do this by left-clicking the symbol and dragging your mouse over it.

3.

♦	4	Y	89
♣	5	Z	90
♠	6	[	91
♣	8	]	93

wikiHow

**Copy the symbol.** Hit Ctrl + C for windows or CMD + C for Mac.



**Paste the symbol onto a text field.** Go to the text field where you want to insert the symbol into then press CTRL + V (for windows) or CMD + V (for Mac).

1. You can also copy and paste colored symbols like those unique to Facebook.

You finished reading the article "**How to Create Text Symbols**" edited by the [TipsMake](#) team. We hope this article has provided you with many useful tech tips and tricks. You can search for similar articles on tips and guides. Thank you for reading and for following us regularly.