

# How to create stickers from text on Android phones

The Gboard keyboard app on Android already has the option to create custom text stickers, enter text into Gboard and then you will see a suggested sticker.

This feature makes stickers much richer, as users can easily create stickers from different Android text. Below are instructions for creating stickers from text on Android.

## Instructions for creating stickers from text on Android

### Step 1:

First you need to **update the Gboard keyboard application** to the latest version, then open the text input on your phone. Next, click on **the gear icon** . In the settings list click on **Emojis, Stickers & GIFs** .

12:46

74%



To

Papa



12:45 PM

Texting with Papa (SMS/MMS)



Text message



GIF



Q<sup>1</sup> W<sup>2</sup> E<sup>3</sup> R<sup>4</sup> T<sup>5</sup> Y<sup>6</sup> U<sup>7</sup> I<sup>8</sup> O<sup>9</sup> P<sup>0</sup>

A S D F G H J K L

↑ Z X C V B N M ↵

?123 , 😊 . ↵

# ← Settings



 **Languages**  
English (US) (QWERTY)

 **Preferences**

 **Theme**

 **Text correction**

 **Glide typing**

 **Voice typing**

 **Clipboard**

 **Dictionary**

 **Emojis, Stickers & GIFs**



 **Share Gboard**

 **Advanced**

 **Translate**

**Step 2:**

Scroll down below **the Suggestions while typing section** , activate **Stickers** to use.

## ← Emojis, Stickers & GIFs

### Layout

#### Emoji fast-access row

Show popular and frequently used emojis on the main keyboard



#### Emojis in symbols keyboard

Show a row of recently used emojis in the symbols keyboard



#### Emoji with the physical keyboard

Physical Alt key shows the emoji keyboard



### Suggestions

#### Show button to add multiple emojis

Add multiple emojis related to your content with one tap



#### Predictive content search

Suggest content to browse (GIF, Emoji, Sticker)



#### Suggestions while typing

Show content on the suggestion strip

Emojis



Stickers



#### Emoji Stickers

Suggest stickers when you select emojis in the emoji keyboard



### **Step 3:**

Return to the content entry interface. Enter **any word then press the Space key** and then **click on the suggested emoji** below. You will immediately see **sticker suggestions from text on Android** as shown below.

Finally, **click on the Sticker you want to use to send** .



To

Papa



12:45 PM

Texting with Papa (SMS/MMS)



Hey 🍌




1



SMS

2



Emoji bar: > 🍌 🍌 🍌 🍌 🍌 🍌 🍌 🍌 🍌 🍌 🍌

QWERTY keyboard layout

12:46

74%



To

Papa



12:45 PM

Texting with Papa (SMS/MMS)



Hey 🐾|



SMS



q<sup>1</sup> w<sup>2</sup> e<sup>3</sup> r<sup>4</sup> t<sup>5</sup> y<sup>6</sup> u<sup>7</sup> i<sup>8</sup> o<sup>9</sup> p<sup>0</sup>

a s d f g h j k l



z

x

c

v

b

n

m



?123

,



.



#### **Step 4:**

If you want **to save a sticker created from text** , **click on the** sent sticker and then **click on the download icon** below to download. Or users can click on the share icon to send a sticker created from this text to others if desired.

12:46

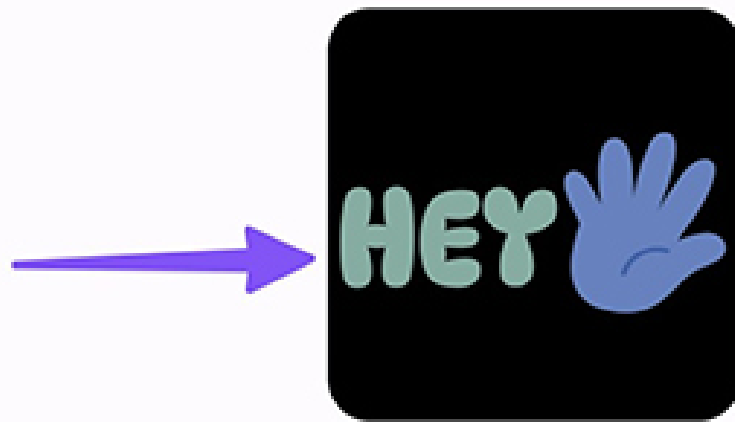
73%

Papa



12:45 PM

Texting with Papa (SMS/MMS)



Sending...

Text message



Q W E R T Y U I O P

A S D F G H J K L

Z X C V B N M

?123 , . ↵

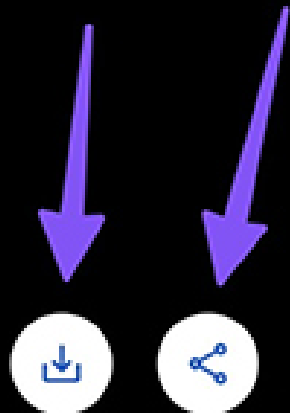
12:46

73%

X Parth Shah  
Now

Edit

HEY 🖐️



You finished reading the article "**How to create stickers from text on Android phones**" edited by the [TipsMake](#) team. We hope this article has provided you with many useful tech tips and tricks. You can search for similar articles on tips and guides. Thank you for reading and for following us regularly.

---