

How to create images in Google Slides using Duet AI

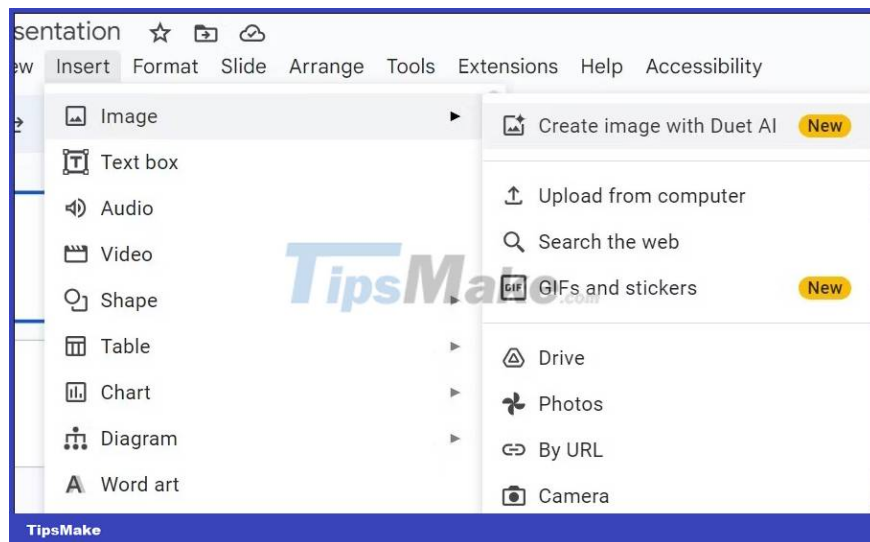
Duet AI is now deployed on Google Slides for you to create AI visuals from your ideas. Previously, Duet AI was used in Google Docs to write text or used in Google Sheets to process data tables.

Duet AI is now deployed on Google Slides for you to create AI visuals from your ideas. Previously, Duet AI was used in Google Docs to write text or used in Google Sheets to process data tables. Below are instructions for creating images in Google Slides using Duet AI.

Instructions for creating images in Google Slides using Duet AI

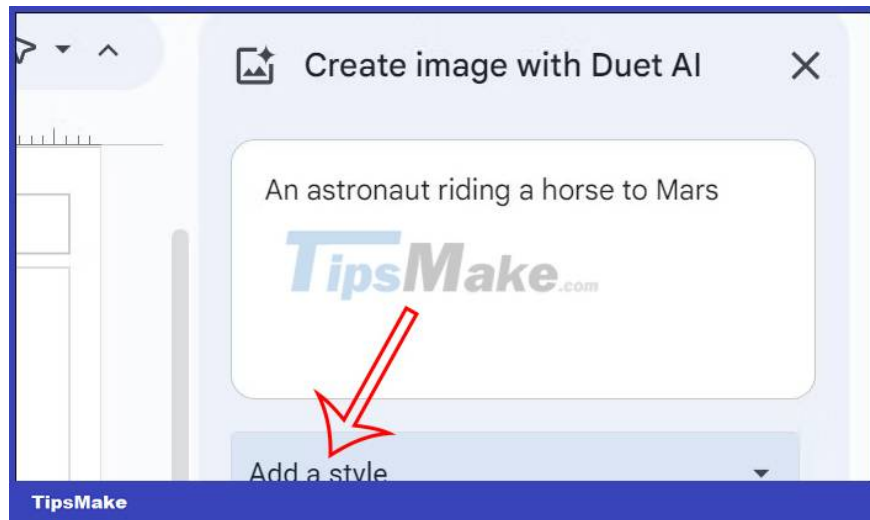
Step 1:

First you need to access your Google Workspace Labs account to use Duet AI. Next at the Google Slides interface, click Insert > Image > Create image with Duet AI to use.



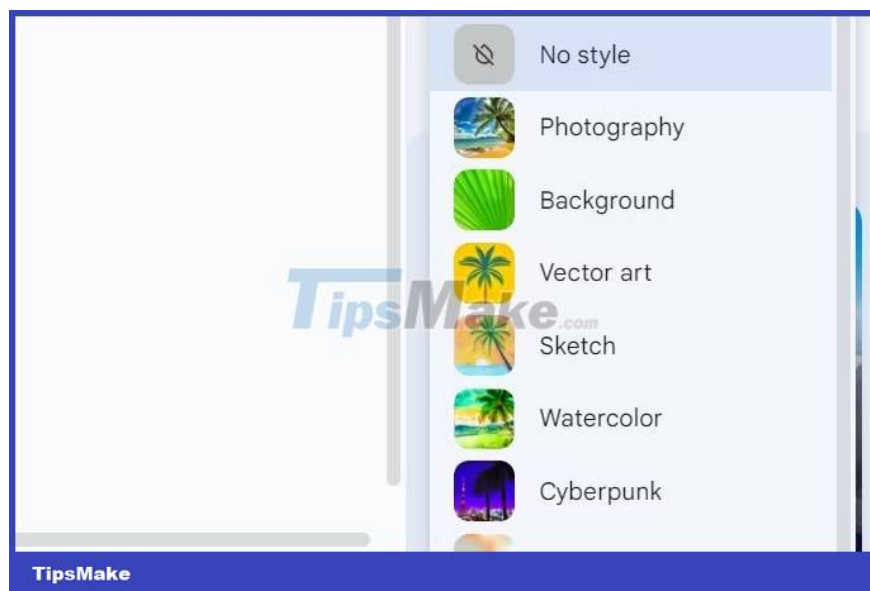
Step 2:

Immediately after that displays the interface to create images using Duet AI on Google Slides. You enter the image content you want to create and then click Add a style to select the AI ??photo design style.



Step 3:

Below displays design image styles such as Photography, Background, Vector Art, Sketch, Watercolor,. Finally click Create to proceed with creating Google Slides images using Duet AI.



Step 4:

Wait a moment and you will see 4 photos created by Duet AI on Google Slides as shown. To expand more images to create other images, click View More below. If you want to insert any image into the current slide, click on that image.



Tips for using Duet AI to create images on Google Slides

Although Duet AI can create an image from the content you describe, it may not be the right one. Therefore, you can apply some of the tips below to get the photo you want.

Keywords clearly describe the subject

You should enter keywords that clearly describe the subject to get a better photo, such as describing texture, color, shape, or using adjectives to describe the subject.

Should write detailed quantity

You should not use keywords as a group, some will make it difficult for Duet AI to identify keywords and design images. Should you write specific quantities or focus on human subjects, nature, animals,.

Use descriptive words flexibly

You should have a few descriptive words for the subject, for example, a yellow chrysanthemum should be changed to a bright yellow chrysanthemum shining in the sunlight. Then the images created on Google Slides with Duet AI are much more beautiful.

You finished reading the article "**How to create images in Google Slides using Duet AI**" edited by the [TipsMake](#) team. We hope this article has provided you with many useful tech tips and tricks. You can search for similar articles on tips and guides. Thank you for reading and for following us regularly.