

# How to create Facebook, Twitter, YouTube, ... covers quickly

Promo Instant Image Resizer is a service to create 50 different images from 1 image, to create Facebook, Twitter, ... cover photos.

There are many Facebook cover photos available for you to choose, or upload the cover image to Facebook to apply. However, in many cases, when your photos are set to the correct size of Facebook cover photos, it will lead to broken images, blurry images, etc. If you want to create Facebook cover photos or cover photos for yourself, YouTube is the right size. Without affecting image quality, you can use Promo Instant Image Resizer.

This is a service to create cover images for social networking sites, and can create 50 images of different sizes from a single image. The service allows to adjust the cover image with the correct size on social networks including Facebook, Twitter, Pinterest, LinkedIn, Snapchat, Instagram, YouTube, or as email and blog services, etc. The following article will guide You read how to use the Promo Instant Image Resizer.

1. How to create an avatar image and Facebook cover photo match
2. Do you know how to create avatar frames and effects on Facebook yet?
3. Instructions for creating a YouTube account cover photo

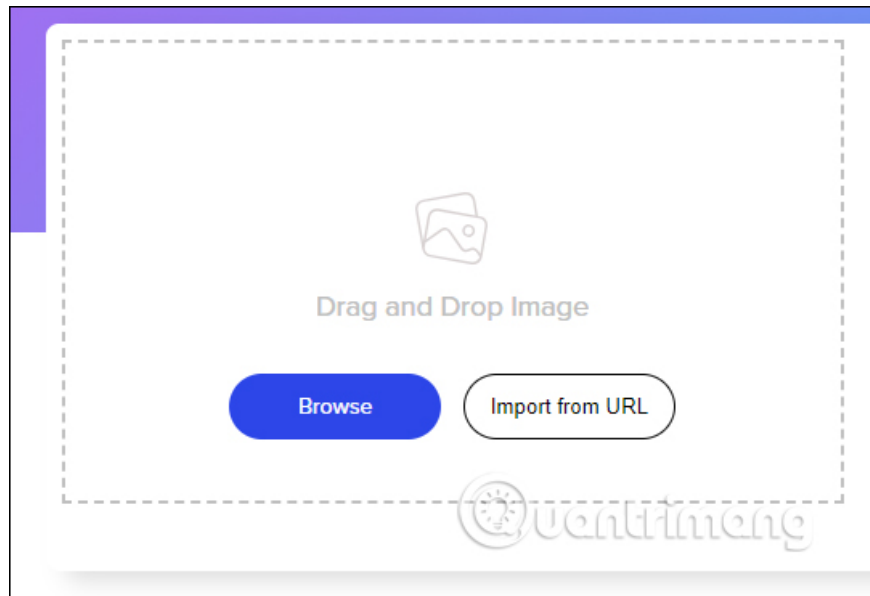
## Instructions for using Promo Instant Image Resizer

### Step 1:

Users access the link below to go to the home page of the Promo Instant Image Resizer.

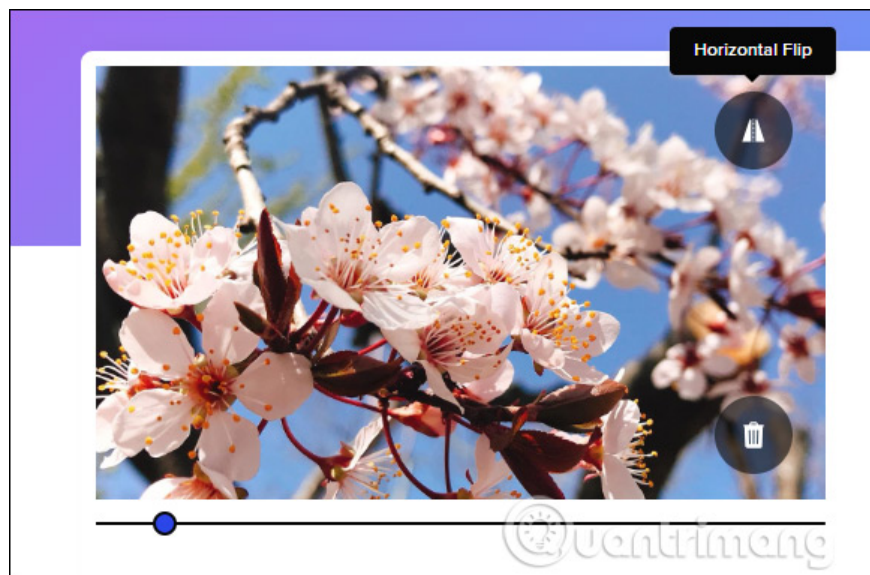
1. <https://slide.ly/promo/image-resizer/>

At this interface you can click **Browse** to download the images available on your computer, or click Import from URL to use images on the web via the URL.



### Step 2:

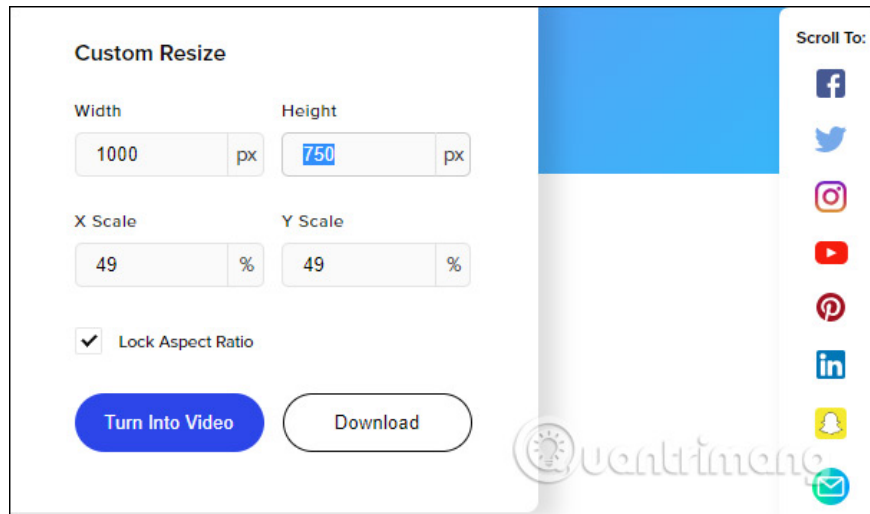
After uploading the image, we can change the image size at the Horizontal Flip icon, zoom in and out with the horizontal bar below.



### Step 3:

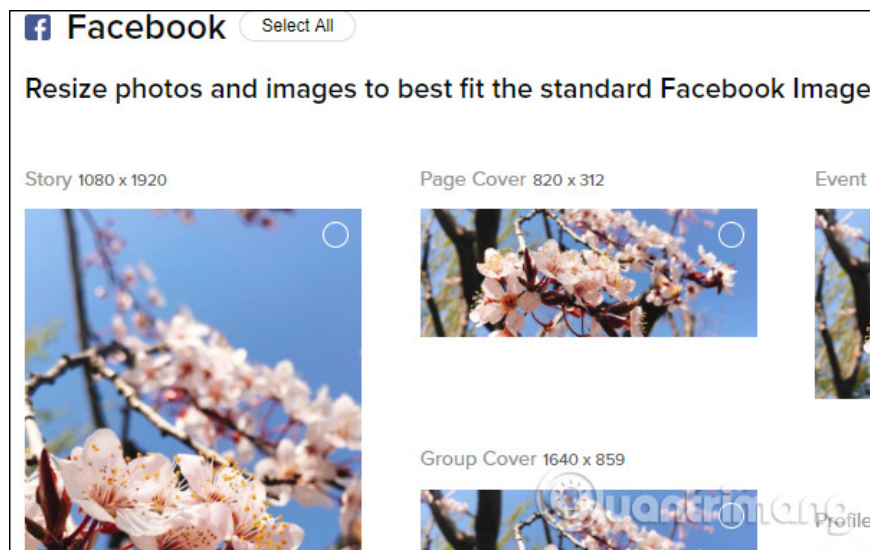
To create a Facebook cover, or manually reduce the image size, users enter sizes right next to the image.

Here the user enters the width (Width), height (Height), scale (X Scale, Y Scale) into the required content. After editing the image, click **the Download button** to download the image. If the image size is larger than the original image, the image quality will decrease.

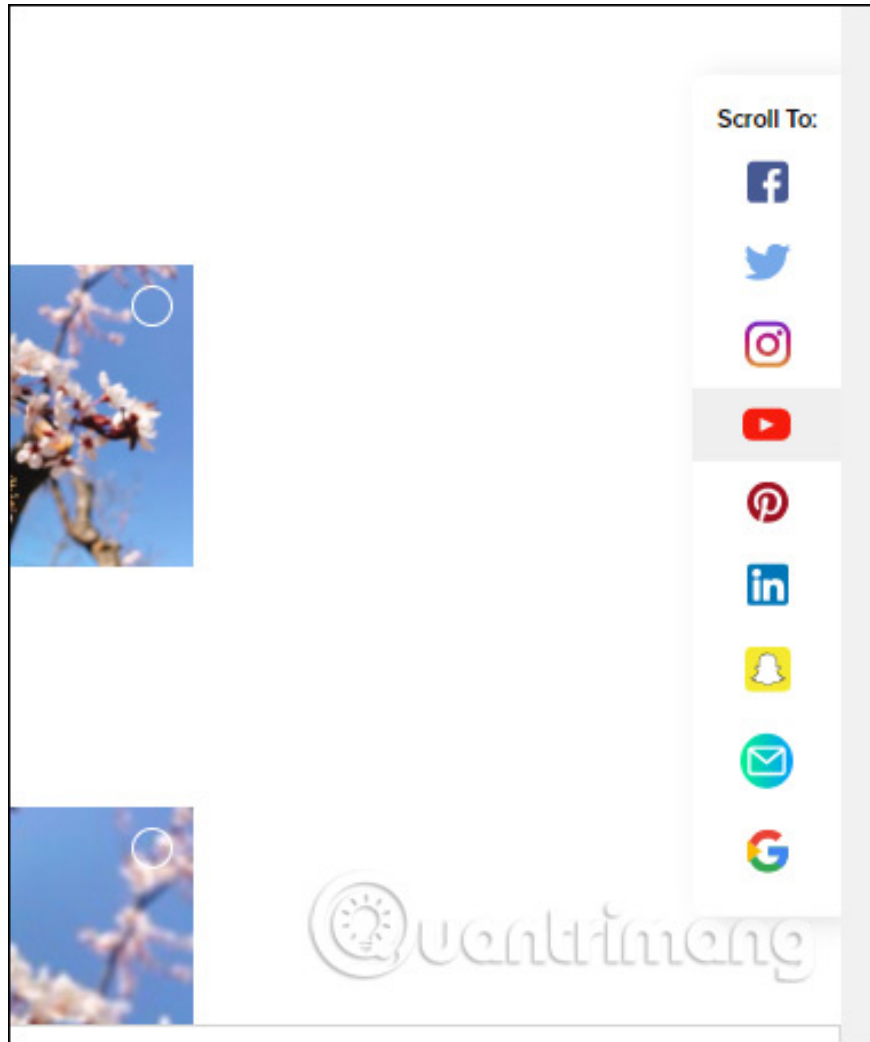


#### Step 4:

As mentioned, Promo Instant Image Resizer will create 50 different sized images to make cover images on many social network accounts. Scroll down below you will see Facebook, Twitter, . cover photos



Or you can use **the Scroll Scroll bar** next to it to browse to the service you want to download the cover image.

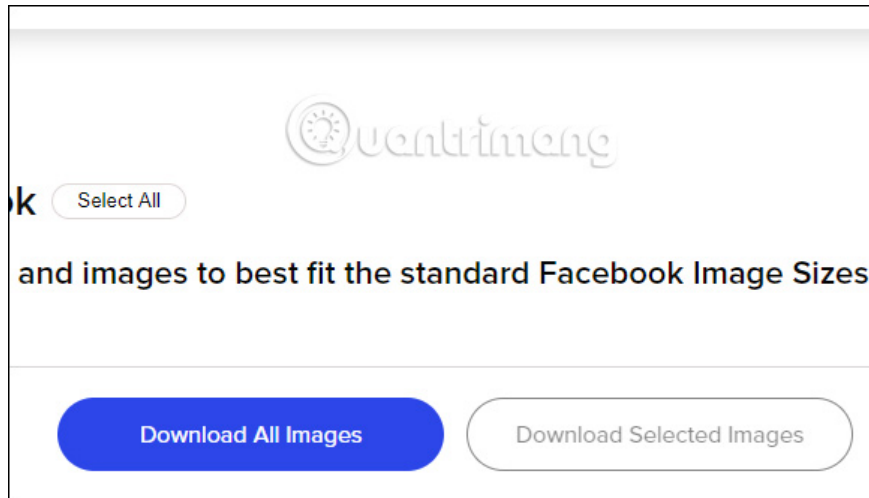


**Step 5:**

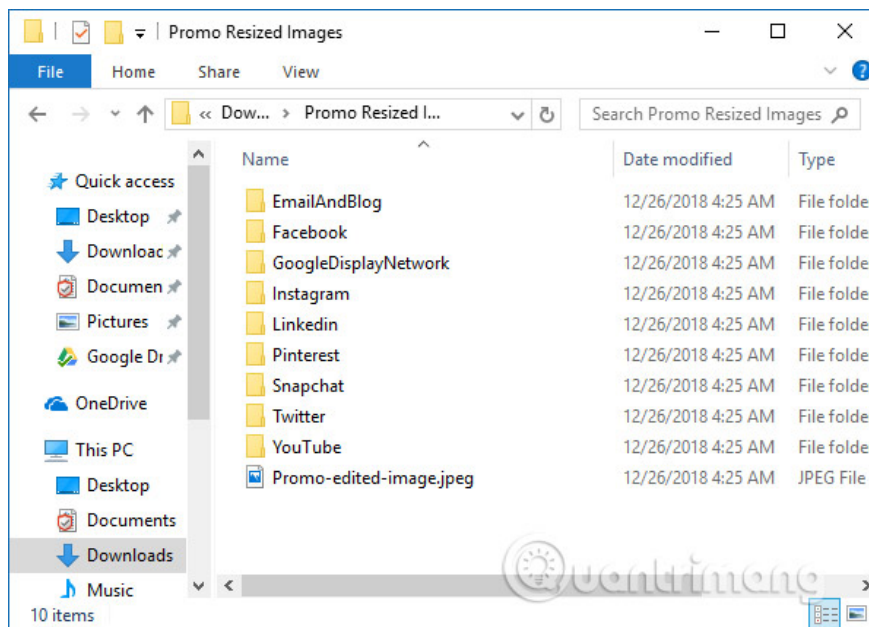
At each service, users can select each image and click the Download button in each image. Edit button to re-edit the orientation of the image or zoom in, zoom out the image.



To download multiple photos at once or download cover images for a service, check the photos you want to download, or click Select All. If you download multiple photos at once, click Download Selected Images, download the whole image, then click Download All Images.



Photos will be downloaded in zip file format. Cover images will be divided into different photo folders.



Only with the Promo Instant Image Resizer website, will you immediately have Facebook covers or other popular services now with standard size, sharp image quality without having to manually edit. The images will be divided into different sizes to suit each type of cover image.

See more:

1. Top tool to create avatar and cover photos 'quality' for Facebook
2. How to get a representative video on Youtube
3. Some online photo resize services

I wish you all success!

You finished reading the article "**How to create Facebook, Twitter, YouTube, ... covers quickly**" edited by the [TipsMake](#) team. We hope this article has provided you with many useful tech tips and tricks. You can search for similar articles on tips and guides. Thank you for reading and for following us regularly.

---