

How to create Facebook cover to celebrate Christmas with Fotor

Another Christmas season is coming soon, would you like to replace the Facebook cover photo for Christmas spirit? Creating a photo of Facebook cover photo to celebrate Christmas has never been easier thanks to Fotor. Read this article to create yourself a Christmas Facebook cover photo.

Creating a Facebook cover photo for Christmas has never been easier thanks to Fotor. You will have a Facebook cover of your own in just a few minutes. Fotor has a lot of samples, just choose a favorite template, then edit, save it and replace Facebook cover photo. That's it, very simple, isn't it?

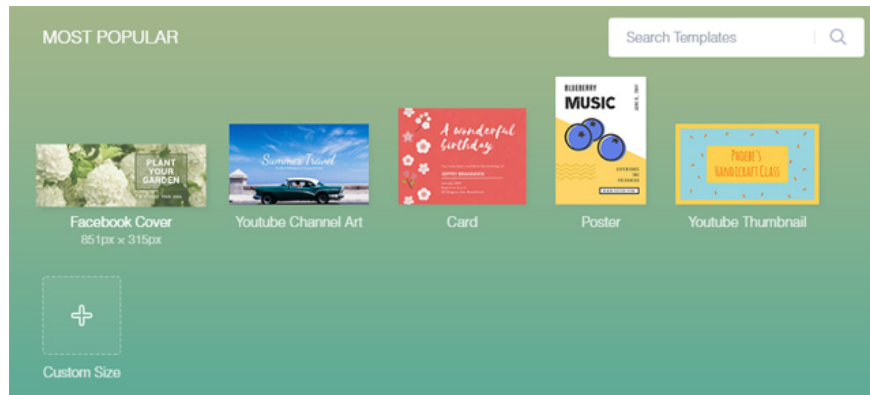
1. How to create an avatar image and Facebook cover photo match

Your self-created Facebook cover will be unique, creative and your own style. Fotor has created tons of customizable templates, which are the starting point for new projects. So let's start to learn how to create its cover.

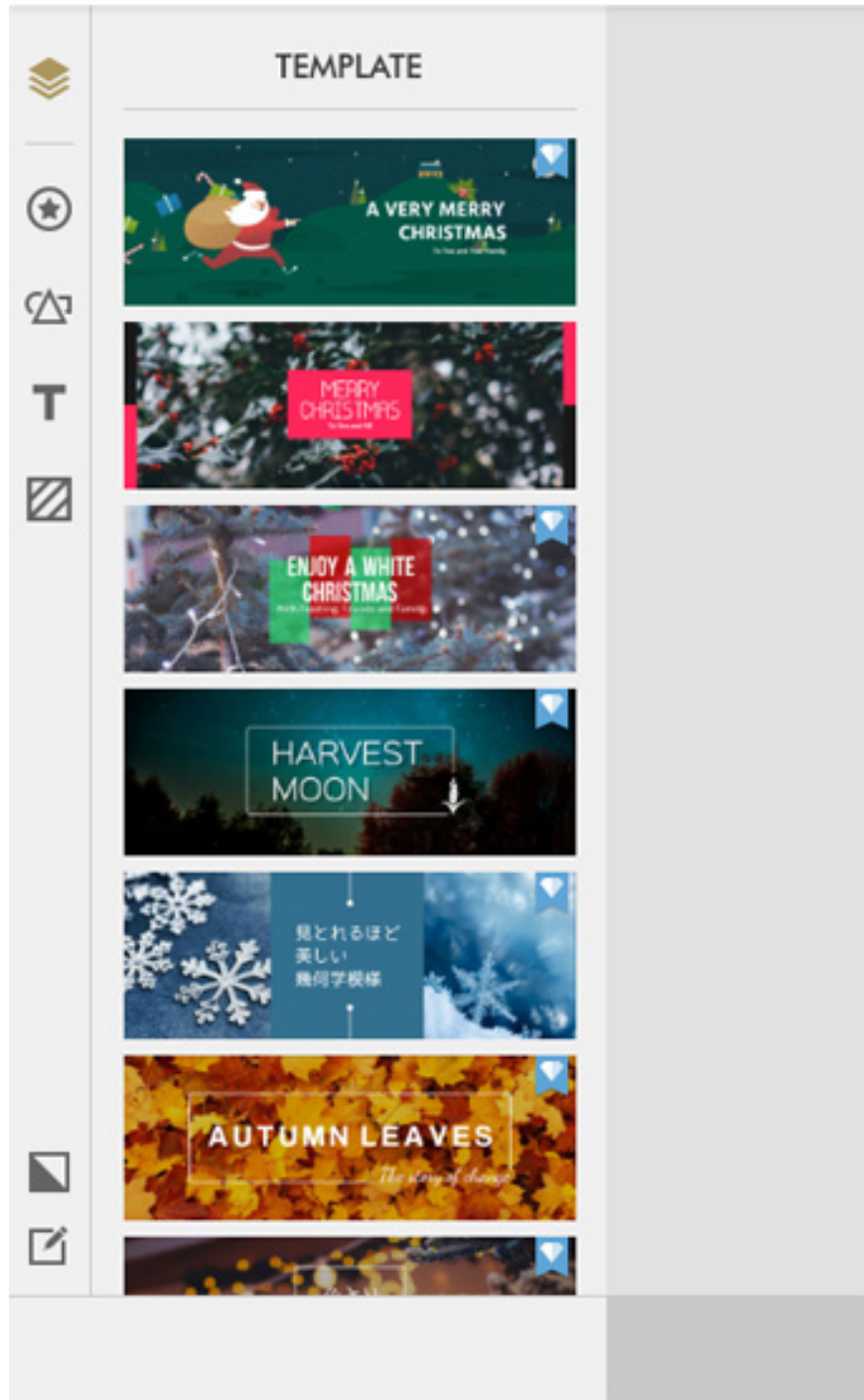
The Christmas cover designs for Facebook are great, bringing a sense of festive and warmth to visitors to your personal page. To create a cover, visit the Fotor.com page and select " **Design** ".



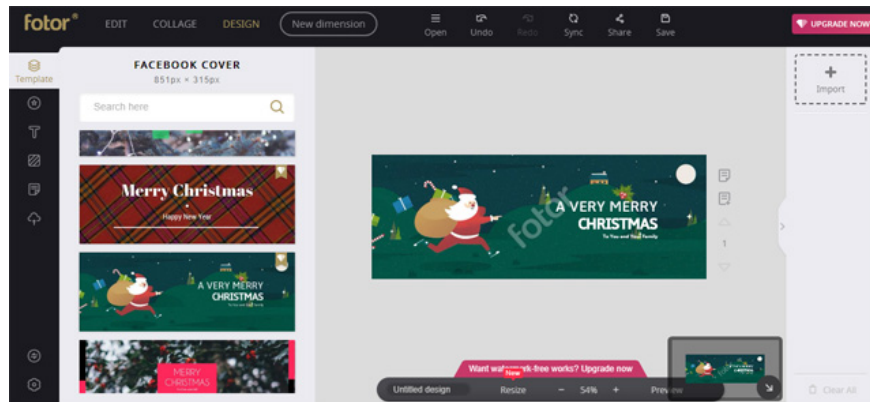
In the ' **Design** ' section, you can choose different templates but because we are designing covers for Facebook, we will choose ' **Facebook Cover** '.



The website includes pre-designed categories like cards, Facebook covers, Pinterest stories, posters, youtube channels and many other templates. Each of these has many themes that match different festivals and activities. These types are pre-set in size, you just need to select the image, edit the text, insert the background sticker to customize the design.



After selecting the page template, you can start editing like editing text, size, shape and font in the text box.



After completing editing, save and download photos to your computer. These operations can be completely done with the free web version. After downloading the file to your computer, just follow the Facebook cover change steps to change the cover.



Hope you are successful.

See more:

1. How to use videos to make Facebook Fanpage cover photos
2. How to create a Christmas avatar on Facebook

You finished reading the article "**How to create Facebook cover to celebrate Christmas with Fotor**" edited by the [TipsMake](#) team. We hope this article has provided you with many useful tech tips and tricks. You can search for similar articles on tips and guides. Thank you for reading and for following us regularly.