

How to create cool LED borders for Android phones

Do you feel your phone is boring? This will be the way for you to give your Android phone a super cool LED border.

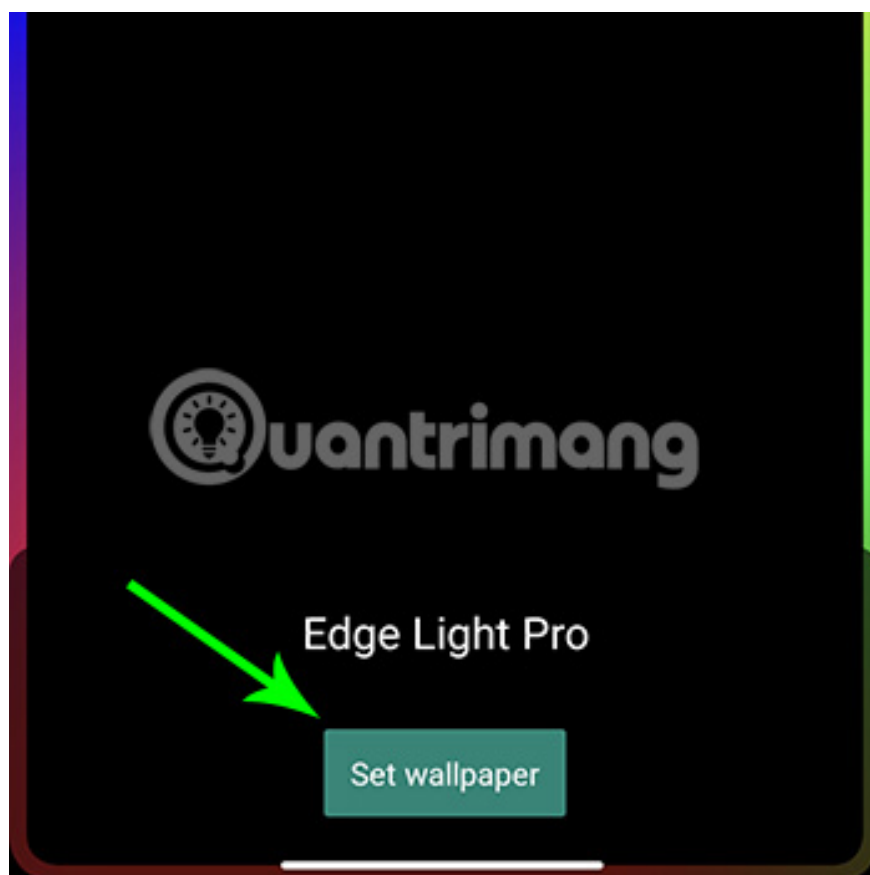
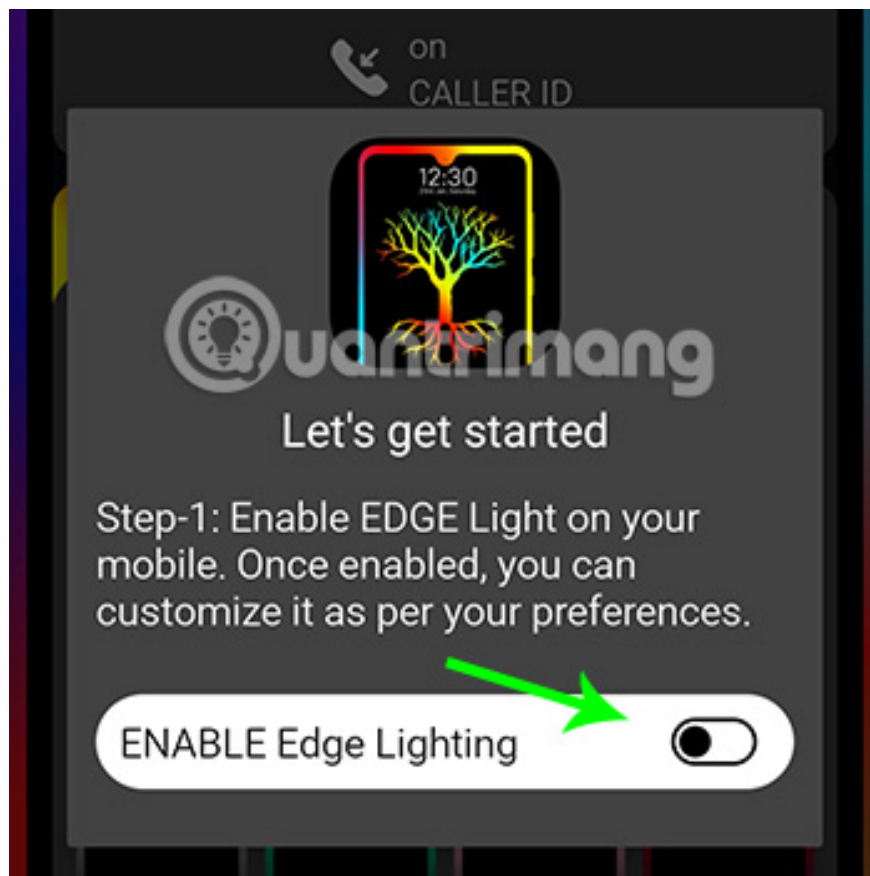
Do you feel your phone is boring? This will be the way for you to give your Android phone a super cool LED border. Discover now.



We will create a led border for the phone through the Edge Lighting - Border Light application, so the first thing to do is download this application.

Download the Edge Lighting - Border Light application

Step 1: Go to the application and provide the necessary permissions to the application, and allow **Edge Light** to install the wallpaper on the phone.



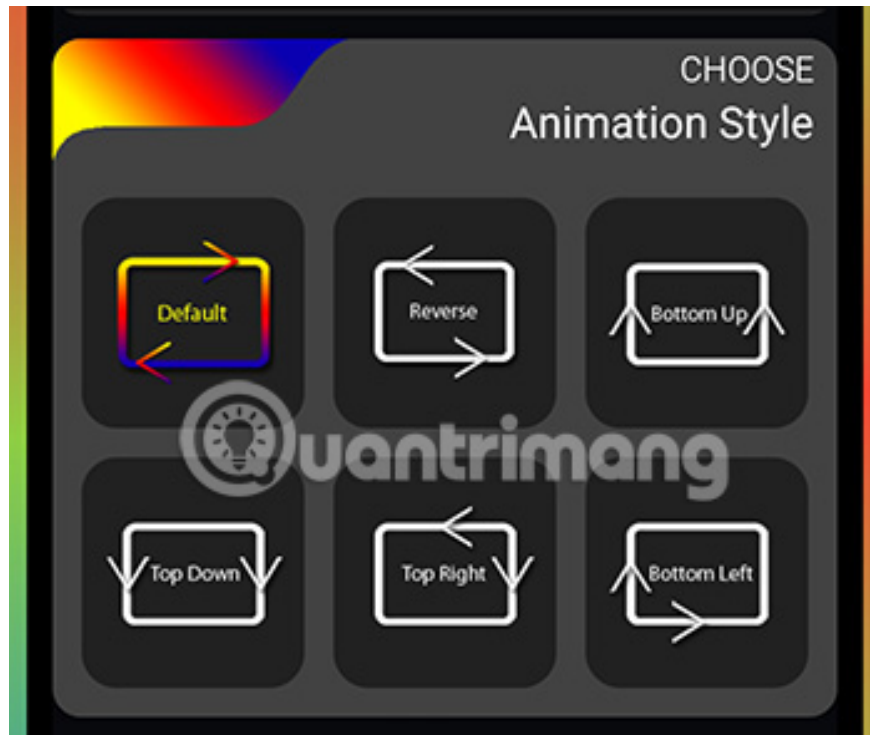
Step 2: After granting permission, you can start customizing the LED lights. The **Edge Colors** section allows you to choose the color of the LED light. You can choose 1 color LED light or a combination of many different colors.



Step 3: Scroll down to the **Background Image** section to set the wallpaper. You can choose an image available on the app or an image available on your device by clicking **Choose from Gallery**.

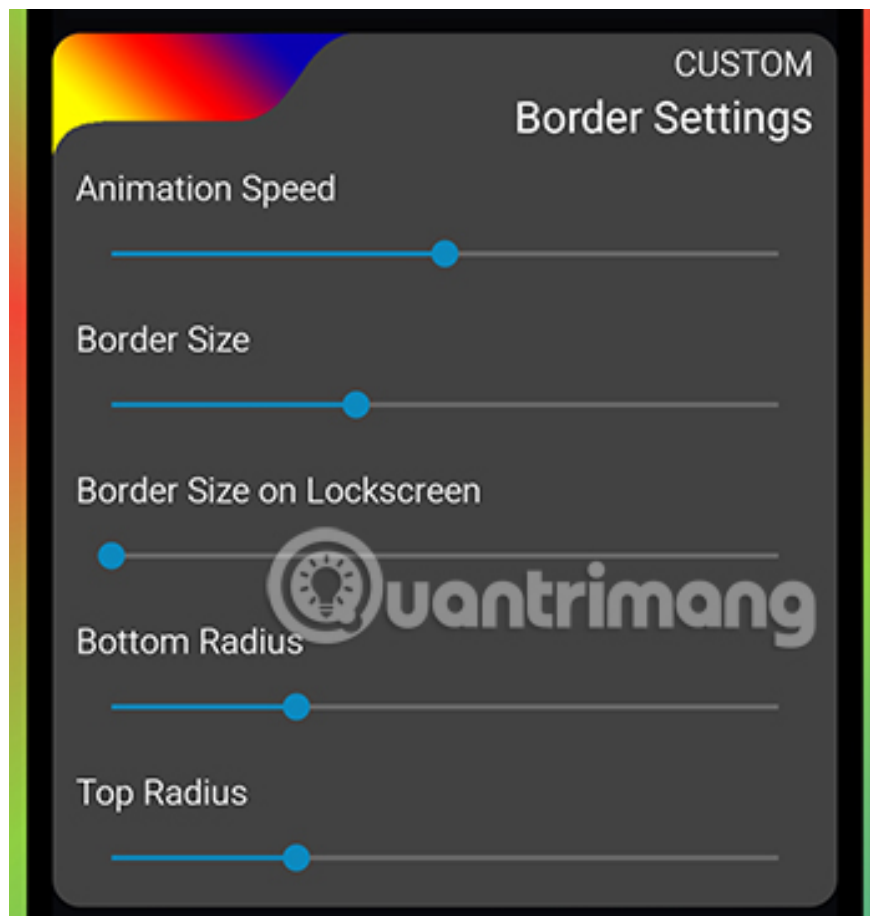


Step 4: Next you can set the direction of movement of the LED lights in different directions such as clockwise, counterclockwise, top to bottom, left to right. in the **Animation Style** section.



Step 5: At **Border Settings** you can adjust the parameters of the led border. As follows:

1. **Animation Speed:** Moving speed of the led light
2. **Border Size:** Size of the led border
3. **Border Size on Lockscreen:** Size of the led border when locking the device
4. **Bottom Radius:** Roundness of the bottom border
5. **Top Radius:** Roundness of the top border



Step 6: Not only do you run regular LED lights, you can also choose many different emojis for the led border in the **Border Type** section.



So you have finished creating led borders for your Android phone. Don't hesitate to show off your stylish phone to your friends.

You finished reading the article "**How to create cool LED borders for Android phones**" edited by the [TipsMake](#) team. We hope this article has provided you with many useful tech tips and tricks. You can search for similar articles on tips and guides. Thank you for reading and for following us regularly.