

How to Create an Unschooling High School Transcript

Unschool is a nontraditional approach to education that focuses on a child's curiosity, interests, and strengths. Unlike homeschoolers, people who are unschooled don't follow any set curriculum. Therefore, it can be very difficult to come...

Method 1 of 3:

Obtaining the Proper Guidelines

1.

Academic Achievements			Junior Year:	
Freshman Year:	Grade	Credits		
English I	95	1.00	English III	
Geometry	92	1.00	Trigonometry	
Physical Science	98	1.00	Chemistry	
World Geography	92	1.00	American History	
Latin I	100	1.00	Latin III	
New Testament	96	1.00	World Religions	
Art	95	.50	Sailing	
Health/PE	100	.50	Choir	
	Grade	Credits	Senior Year:	

Know the state's requirements for graduation. Some states require a transcript of high school work while others don't. However, if you decide to make a transcript, it needs to adhere to the state guidelines where you are graduating. Your transcript should take the work you have done and place them into the correct courses needed for your state's requirements.

1. Most states have a set number of required credits in English, math, science, social studies, and certain electives. When you are making out your transcript, you can apply your work to the correct required credit.
2. For example, in Pennsylvania requires high school graduates to have a certain number of credits to graduate, like four in English, three in math, science, and social studies, and two in arts and humanities.^[1] Georgia requires a minimum of 23 credits, with four in English, math, and science, and three in social studies and foreign language.^[2]

2.



Determine your goals. Transcripts are most often used to get into college. However, some jobs or internships require transcripts also. Before you make your transcript, determine why you need the transcript and where you will be sending it. Even figuring out what kind of school you want to go to will help you make a better transcript.^[3]

1. For example, a community college, a pre-med program, or a science tech school would require different types of transcripts.

3.



Contact admissions counselors. If you want to go to a specific college or program, contact their admission counselors. Talk to them about the guidelines for homeschoolers and unschoolers since many schools have different rules for them. They may want to see your more unique, individualized education instead of a more traditional transcript.

1. Admissions counselors are there to answer your questions about the application and admissions process for getting into their institution. They will be happy to meet with you in person or over the

phone to discuss what you need to apply.

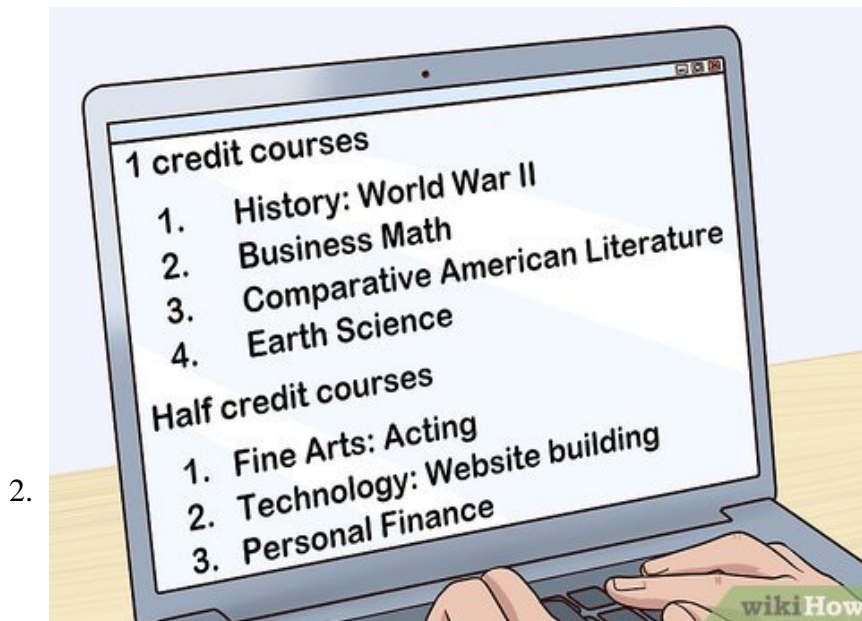
Method 2 of 3:

Including Relevant Information



Include basic information. Each page should contain a header with your basic information. Include your full name, along with your address, phone number, and email address. You should also include the homeschool's name, address, email address, and phone number.^[4]


1. You may also want to include the name of your parents or guardians.



List the courses you have completed. Your transcript should include a list of courses or work that you have completed. List each course with a title that reflects the area of study, just like a traditional transcript.

For each course, give the credits earned and the year the credits were earned. Most classes are one or half a credit.^[5]

1. For example, you may have one credit courses called History: World War II, Business Math, Comparative American Literature, and Earth Science. Half credit courses may include Fine Arts: Acting, Technology: Website Building, and Personal Finance.



Provide a short description of the courses. You may want to include a short description of each course that you have listed on your transcript. This is not required, but some institutions will require more information from you about the courses, so this could provide that information. Limit the description to between 10 and 15 words.^[6]

1. For example, the description for Early American literature may be "an exploration of literature, film adaptations, and stage productions of American works from 1600-1850."
2. You can ask the admissions counselors if they require any description or additional information about the courses. If they do not, you may not want to include this information.
3. Some people wait until they are asked to supply this information. You can draft the description while creating the transcript so you will have it in the future.

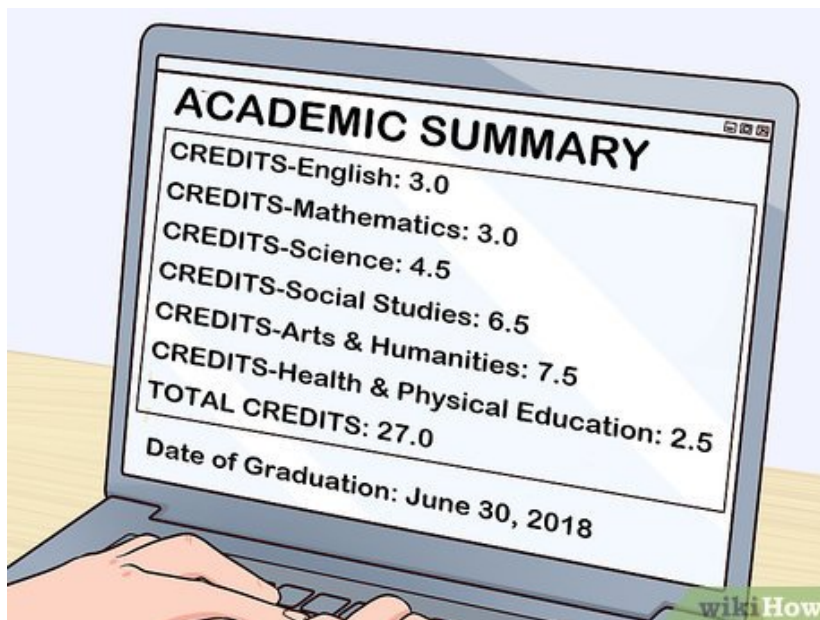
4.



Note any important differences. Your transcript should include any activities you have participated in where you have received important positions, roles, or awards. This may be from community activities, clubs or organizations, or other activities.

1. For example, list if you had lead roles in a play, solos in a chorus concert, or played an instrument in a recital. Provide information about any awards you have received, like science fair awards or prizes for winning writing contests.

5.



Add an academic summary at the end. At the very end of the transcript, provide a summary of your work. This summary should align with state credit requirements. List the number of credits in each subject area to demonstrate you have fulfilled everything needed to graduate. You should also include a date of graduation.^[7]

I do hereby self-certify and affirm that this is the official transcript and record of Jane Smith in the academic studies of 2017-2018.

Supervisor's Name and Signature:



John Doe, Ph.D.

6.

Date: July 18, 2017

wikiHow

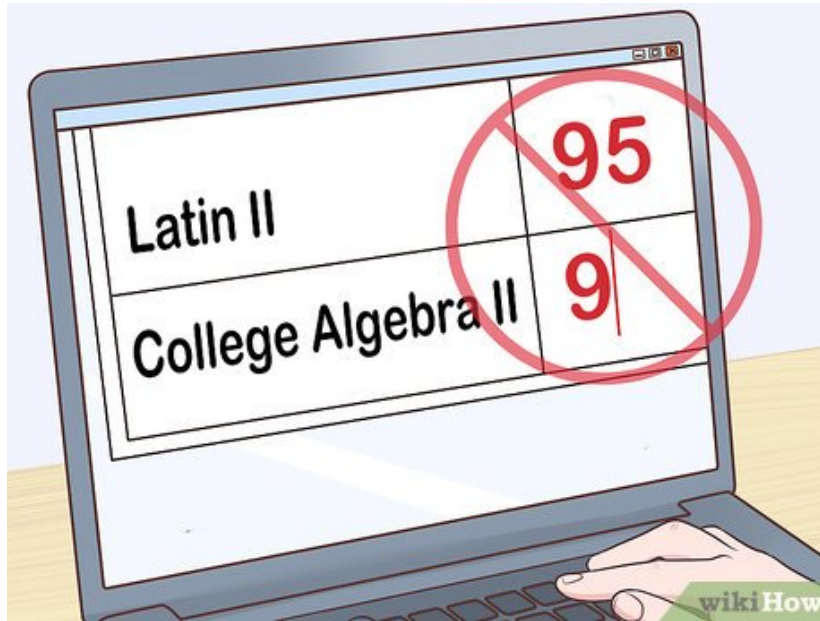
Include a signature from the homeschool or unschool supervisor. The last thing you should add at the end of the transcript is a signature from the supervisor of your unschool program. Before the signature, there should be a statement that this is the correct official transcript for you. Then, the supervisor should sign and date it.^[8]



Create a portfolio. If you have completed a lot of visual arts, media, or practical objects, you should put together a portfolio. This may include recordings of your playing or singing, art, photographs of your creations, or videos of your performances.

1. This can be done if you did extensive work in drawing or painting, photography, music, drama, dance, word work, sewing, automobile maintenance, or construction.

8.



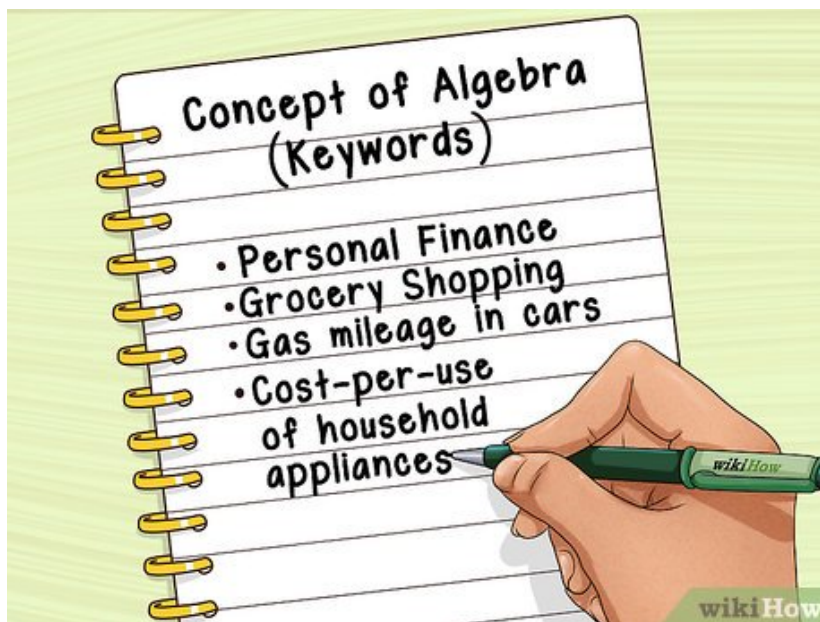
Avoid adding grades. If you didn't get grades for your classes, don't invent them. Schools will not want fake grades if you did not earn them. For most schools, you could be turned down or face expulsion if they find out you lied and made up information on your transcript.^[9]

1. Make sure everything on your transcript is correct and factual.

Method 3 of 3:

Making Subject Specific Courses from Experience

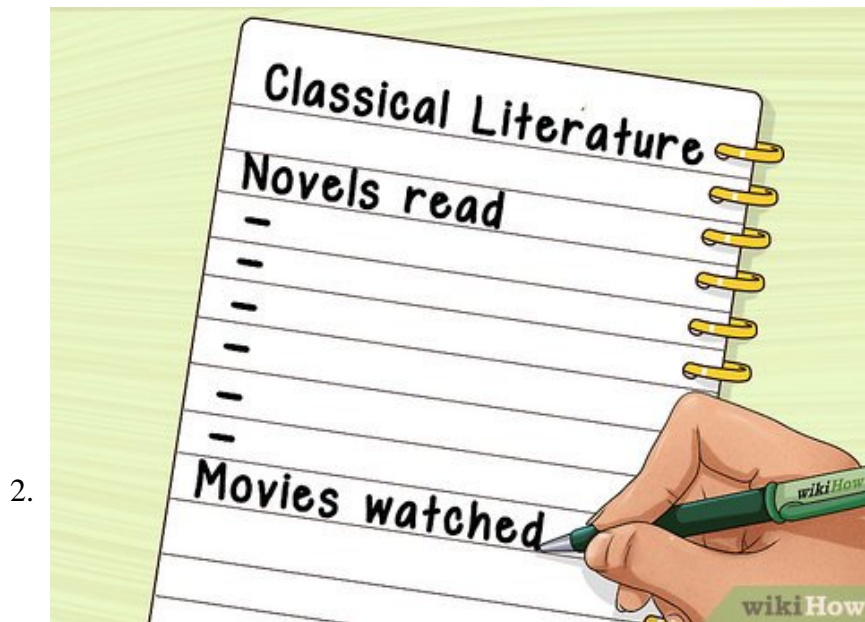
1.



Use keywords to appropriately to title your courses. Using some keywords can help you title your transcript courses correctly. A concepts course of a subject area can be a broad survey of a subject where you explore the basic principles of a topic. Appreciation courses cover exploring a topic and trying to


understand and appreciate it. Introduction to courses are when you first start learning a subject, whereas advanced courses are your continued learning.^[10]

1. This can be used for any subject, such as Concepts of Algebra where you learn problem solving skill through personal finance, grocery shopping, gas mileage in cars, and cost-per-use of household appliances. Art appreciation can be you looking at art pieces and learning more about them.



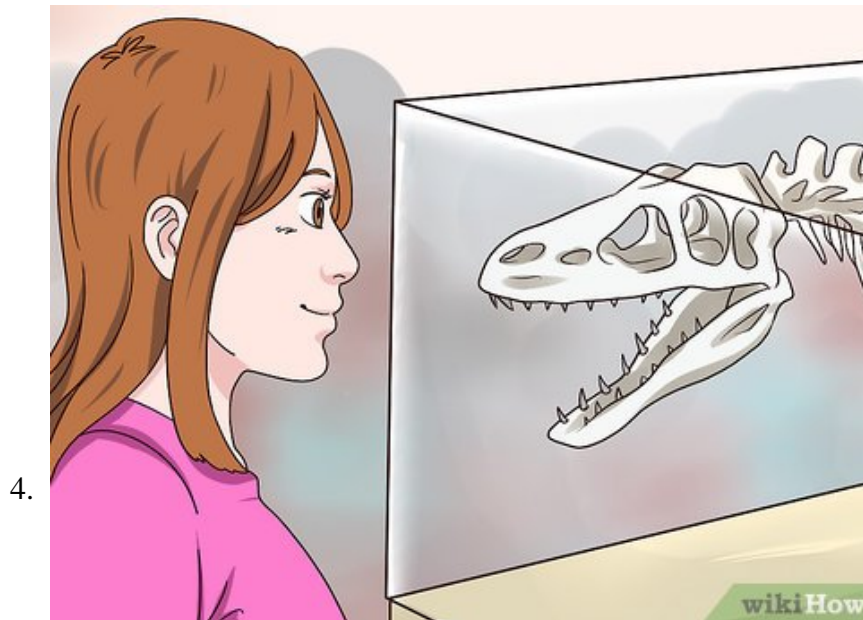
Think of all media as language arts. You can develop your language arts classes based on what media you have consumed. Books you have read or listened to, movie adaptations you've watched, and plays you have gone to can all be used on your transcript.^[11]

1. Make a list of everything you have read, watched, listened to, or gone to see. Try to develop themes based on what you've explored. For example, if you have read a lot of classical literature and watched movies adapted from classical texts, you can group that together as a classical literature course.



Find math courses from your everyday life. Don't neglect the math that you do on a regular basis. Many unschoolers talk about math related topics often with their families, which can be used for a math course. You should also consider how much math you do in your daily life and what type of math that is.^[12]

1. For example, research and following the stock market each day is math-related economics. Learning how a mortgage works and the way credit scores are determined is also math.

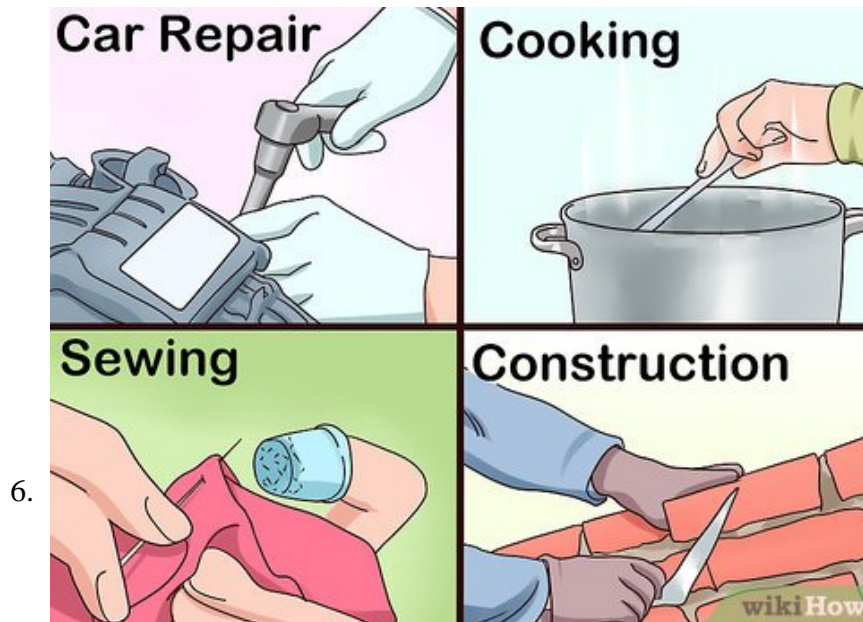


Use field trips for science and social studies. Field trips are a great way to get real life, hands on learning experience that you can use on your unschooling transcript. Science museums, zoos, and aquariums can all be included in courses to put on your transcript.^[13]



Use current events. Current events can open a door to add learning into just about every subject you need on a transcript. Social studies subjects like civics, government, and politics can be explored through current events. You can connect what's happening today to historical events, or study important historical events connected to certain days or months.^[14]

1. Keep up with scientific discoveries, medical cures or treatments, or space exploration.



Include practical arts. Your transcript doesn't have to be connected to traditional academic subjects. Your unschooling experience may cover practical skills, like car repair, cooking, sewing, or construction. [15]

1. Make sure to include all skills you have been cultivating and practicing. Those are as important as if you took a high school drama or band class.

You finished reading the article "**How to Create an Unschooling High School Transcript**" edited by the [TipsMake](#) team. We hope this article has provided you with many useful tech tips and tricks. You can search for similar articles on tips and guides. Thank you for reading and for following us regularly.