

How to create AI wallpapers on Android

AI Wallpaper is a new Android feature that allows you to use your own words and ideas to create new and unique wallpapers.

This tutorial will show you how to create your own AI wallpaper on your Android phone.

How to create AI wallpapers in Android 14

1. Android 14 Pixel models


Currently, Generative AI wallpapers in Android are only available on some Android 14 models, specifically Pixel 8 and Pro. If you have these devices, follow the simple steps below to add new AI wallpapers for Android. For other Pixel devices, follow the steps in the section below regarding other Android 14 devices.

On Pixel devices that support the new AI wallpaper feature, unlock your phone first. Touch and hold an empty space on the home screen. Select **Settings** -> **Wallpaper & Style** -> **More wallpapers** -> **AI Wallpaper** . Choose any AI topic from the list.

To explore more theme ideas, select **Inspire Me** below. To create a custom AI Android wallpaper based on your own preferences, clicking on any underlined word in the prompt will display additional options. Make your selection here.



Abstract liquid wave in
peach

Inspire me 

After selecting the image, click **Create wallpaper** to have your own AI wallpaper for Android. You can save it to your home screen and lock screen now.

2. Other Android 14+ phones

Android 14+ phones from various brands also support a similar interface for AI wallpapers, similar to the one found in the Android 14 model of the Google Pixel. But you will need to download Google's official APK file for AI Wallpapers.

When downloading, you may see a message stating **File might be harmful** and click **Download anyway** to save the APK file on your phone.

02:38

31%

pkmirror.com

APKMirror



AI Wallpapers 1.2 (Android 14+)

By Google LLC

⚠ File might be harmful

Do you want to download com.google.android.apps.aiwallpapers_1.2-46_minAPI34(arm64-v8a)(nodpi)_apkmirror.com.apk anyway?

Cancel Download anyway

Remove ads, dark theme, and more with Premium

Your download is starting...



After downloading the APK file, the system will ask if you want to install the application or not. Click **Install** to continue. If you haven't done this before, you may also need to change your phone settings to install apps from unknown sources.

After a while, the application will be installed on the device. From Device Settings, grant the app any and all permissions necessary to set the wallpaper on the device. Now you can use it to create and change AI wallpapers, just like you do on supported Pixel devices.

02:42

30%

← Install unknown apps



My Files
14.14.2

Allow from this source



AI wallpaper

App installed.

Done

your phone or loss of data that may result from their use.

How to create AI wallpapers in older Android versions

If you are using an older version of Android, it will not get support for automatically generating AI wallpapers. However, there are alternative methods to achieve the same results. All you need is reliable AI generation software. Gencraft – AI Art Generator stands out as one of the best apps for this purpose.

After installing the app, navigate to the **Image Gen** section and describe your idea by filling in the text with your own words. If you click on **Enhance prompt**, you can choose from many different styles such as anime, cyberpunk, animation, video game, mythology, mystery and nature.

Click **Generate** after you complete your text prompt.




gencraft




Image
Gen



Video
Gen


Describe your image **Surprise Me** 

A blue elephant
swimming in a pond. 

 Enhance Prompt (Beta)

 Add your photo

Select Style **More Styles** >

 **Generate**


Generate


Explore

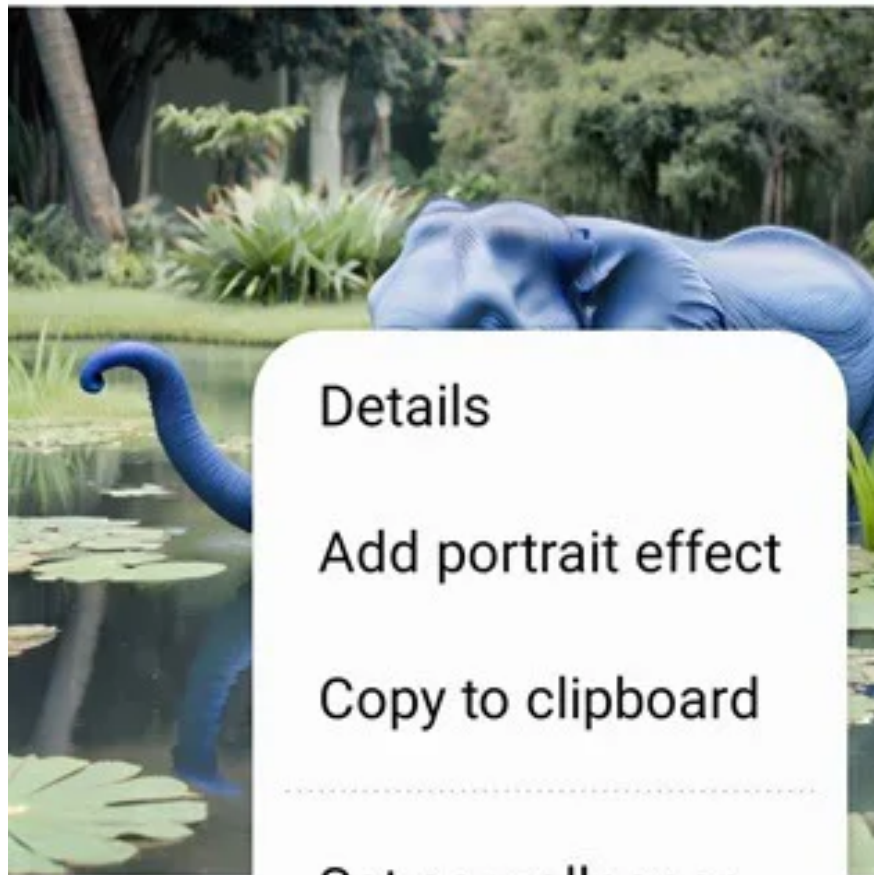

My Library


Account



The final image will be ready. You can click **Regenerate** to get an alternate version of the image. Or click **Download** to save the photo to your phone. On the free version, you can only download images in HD version. Then, select the **Set as wallpaper** option on your phone to get an AI-generated wallpaper.

Gencraft is a freemium software. With this tool, you can turn any imaginative idea into reality. Remember that you are limited to 5 AI creations per day and there is a daily refresh timer that resets every 24 hours.



- Details
- Add portrait effect
- Copy to clipboard

- Set as wallpaper
- Print



Other AI image creation apps that can help you create AI wallpapers on Android are:

1. – you can download the image for free, but with a watermark.
2. – a similar app that converts text into wallpaper-like images.

Through this tutorial, you have learned how to create user-generated AI wallpapers on Android devices. Also check out other latest Android features like clone app which allows copying apps on Android phones.

You finished reading the article "**How to create AI wallpapers on Android**" edited by the [TipsMake](#) team. We hope this article has provided you with many useful tech tips and tricks. You can search for similar articles on tips and guides. Thank you for reading and for following us regularly.