

How to create a Thuong Thuong Facebook icon

You can create a Thuong Thuong Facebook icon quickly according to the instructions in this article.

Icon Thuong Thuong Facebook today is a phenomenon that many users and the Fanpage, group . share with content why others have that they do not have. And then what is the icon of Thuong Thuong Facebook icon with many different images?

Different from previous emoticons like Haha, Favorites, Wrath, Wow, there is no specific action then with this Thuong Thuong symbol. Facebook users can edit the Thuong Thuong icon with other images because this icon has the action of hugging a heart, and users can replace this heart with its own image. Here's the easiest way to create a Thuong Thuong Facebook icon.

Instructions for processing the Thuong Thuong Facebook icon

Step 1: Go to the link to edit Thuong Thuong icon following this link and scroll down. Now you will see tools Thuong Thuong icon. Click Select Picture and choose a previously saved photo in the Photo Library or Take a photo.

For images created by the tool, you can find PNG images, just search on Google to find the word PNG.


Bảo hành 1 năm - Chỉ 17 triệu

MỞ


Chúng tôi đang tìm kiếm ảnh của bạn.

Hướng dẫn:

- Nhấn nút chọn ảnh bạn cần làm icon Thương Thương.
- Nhấn nút **Tạo ảnh**
- Nhấn nút **Tải ảnh này** hoặc giữ vào ảnh 3 giây để lưu ảnh.



Kiểu 1



Kiểu 2

Khung viền ảnh

Bỏ tròn ảnh

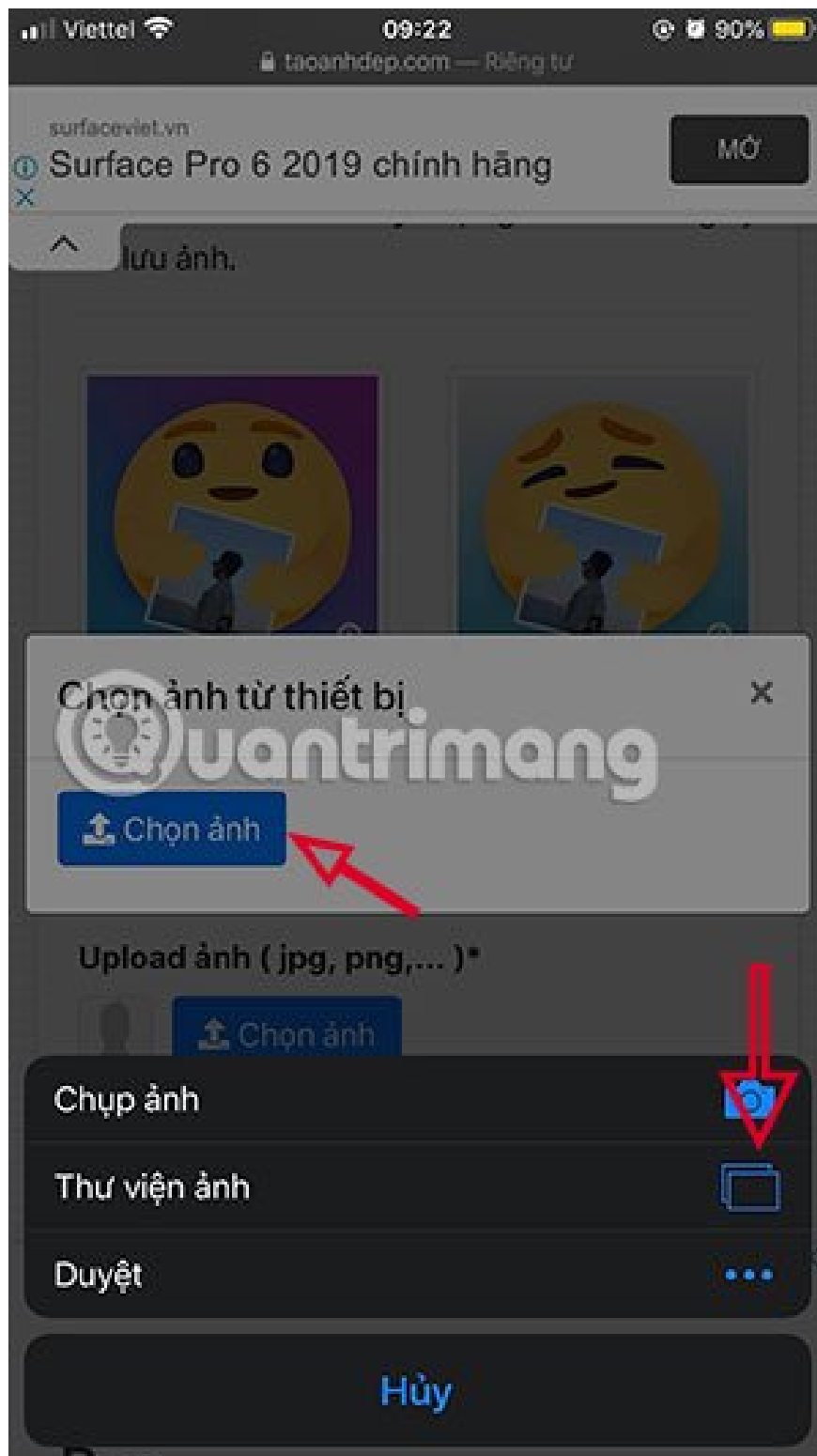
Upload ảnh (jpg, png,...)*



 Chọn ảnh



 Tạo ảnh



Step 2: Select the photo frame you want to crop, then rotate, upside down . and click **Crop Photo** . Next click **Create Photo** .

Bảo hành 1 năm - Chỉ 17 triệu MỞ

lưu ảnh.

Chọn ảnh từ thiết bị

Chọn ảnh khác



↶ ↷ ↩ Cắt ảnh

Tìm Kiếm Mọi Thứ Của



Step 3: Create a successful image below, click Download Photos to save the prepared image. On iPhone you just press firmly on the image and select Add to Photo to save.

Khung viền ảnh

Bỏ tròn ảnh

Upload ảnh (jpg, png,...)*



Chọn ảnh khác

Tạo ảnh



Tải ảnh này





Simple and fast, you already have a Thuong Thuong Facebook icon at your disposal. If you know of any tools for processing Thuong Thuong images quickly, please comment with the comments below.

You finished reading the article "**How to create a Thuong Thuong Facebook icon**" edited by the [TipsMake](#) team. We hope this article has provided you with many useful tech tips and tricks. You can search for similar articles on tips and guides. Thank you for reading and for following us regularly.

