

# How to create a Telegram group topic for discussion

Telegram group topics will be separate from messages in Telegram groups and you can create many different discussion topics. The following article will guide you to create a Telegram group topic.

Telegram supports a lot of customizations for Telegram groups, such as limiting the time to send messages in Telegram groups or creating Telegram group topics to discuss on many different topics. Telegram group topics will be separate from messages in Telegram groups and you can create many different discussion topics. The following article will guide you to create a Telegram group topic.

## Instructions for creating Telegram group topics

### Step 1:

At the interface on Telegram, users **click on the chat group** you want to create a topic, then you click on **the pen icon** in the right corner of the interface as shown below.

11:10

📶 94%



TÌM NGƯỜI 🧑

4 members

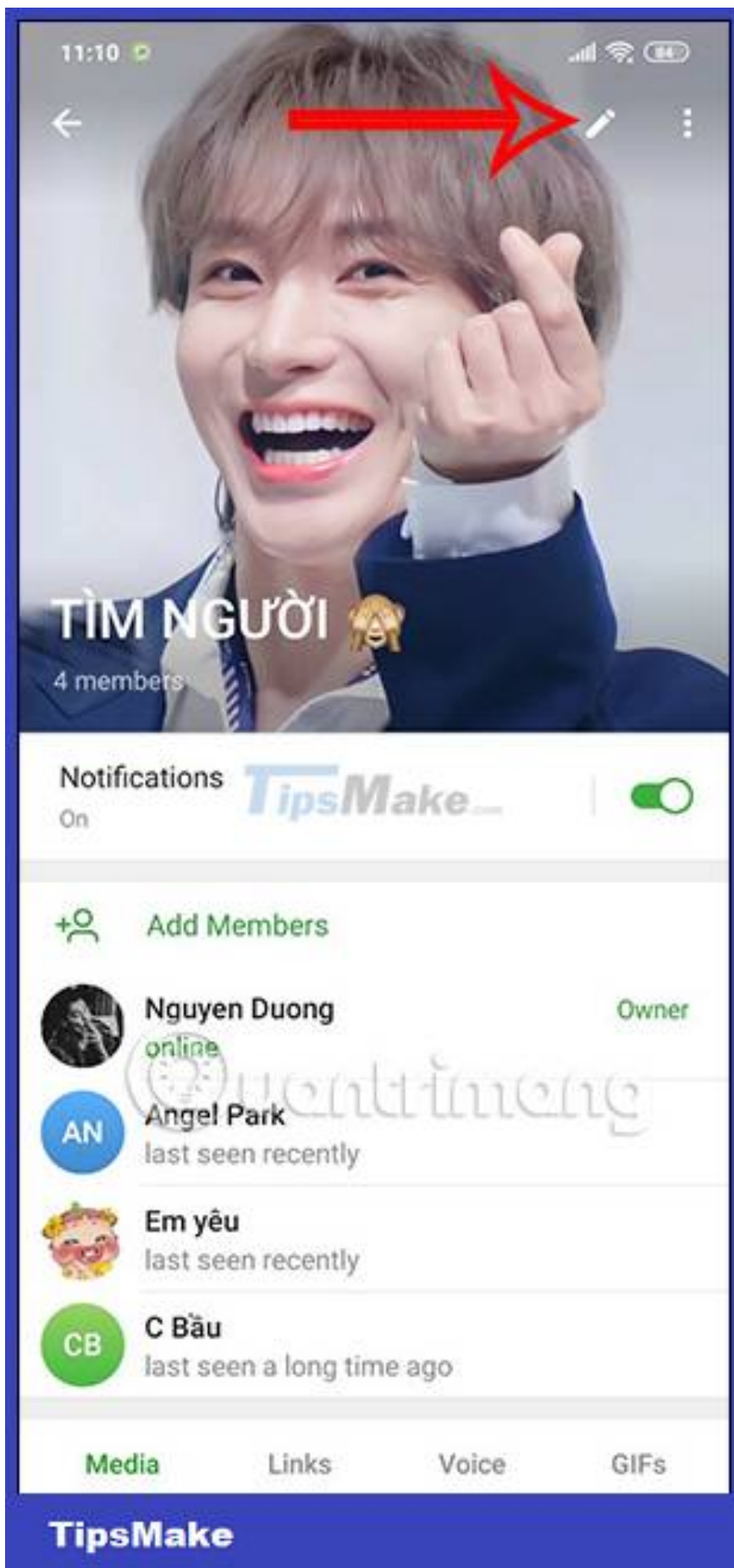


Quantrimang

May 12


Angel Park joined the group via invite link

**TipsMake**



11:10

Signal, Wi-Fi, and battery icons



# TÌM NGƯỜI 🤔

4 members

Notifications

On

TipsMake...



Add Members



Nguyen Duong

Owner

online



Angel Park

last seen recently



Em yêu

last seen recently



C Bầu

last seen a long time ago

Media

Links

Voice

GIFs

TipsMake

## Step 2:

In the Telegram chat group information interface, users need to **activate the Topic mode** to create a topic in the Telegram chat group.

11:10



← Edit ✓



TÌM NGƯỜI 🤖



Set New Photo

Description (optional)



Group Type

Private



Chat History

Hidden



Topics



The group chat will be divided into topics created by admins of this group



Reactions

All



Permissions

13/13



Invite Links

1



Administrators

1



Members

4

Delete and leave group

TipsMake

11:11



← Edit ✓



TÌM NGƯỜI 🏠



Set New Photo

Description (optional)



Group Type

Private



Topics



The group chat will be divided into topics created by admins or users.



Reactions

All



Permissions

14/14



Invite Links

1



Administrators

1



Members

4

Delete and leave group

TipsMake

### **Step 3:**

Returning to the chat interface on Telegram, users will see the chat group created topic. Now **click Tap to create a topic** to create a topic in this chat group.

11:11



TÌM NGƯỜI  
4 members



# General

11:08

Angel Park joined the group via invite link



TipsMake  
Quantum

No topics here yet

You can start the first topic or tap  to view the group as messages.



Tap to create a topic >



TipsMake

In the interface to create topic information, we **enter a name for** this topic. Then below we choose **the icon for** this topic with free icons. When finished, **click the Create button** to create.

So you have created this topic in the Telegram group.

Choose a topic name and icon

What do you want to discuss?



Select Topic Icon




11:12



# New Topic

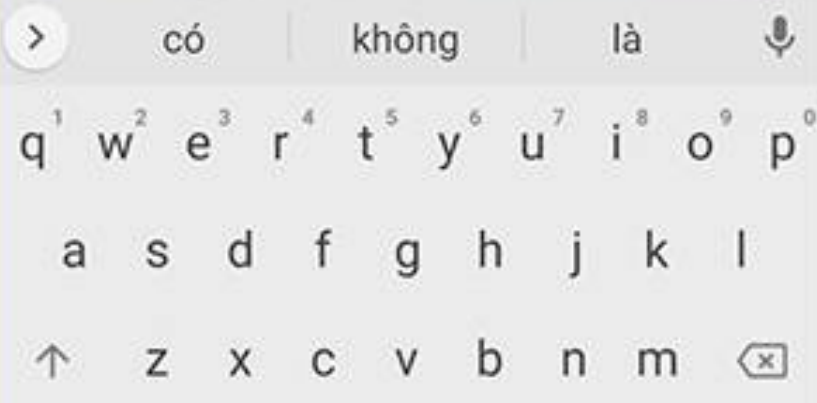
CREATE

Choose a topic name and icon

 Test topic telegram



🔒 Outline Emoji




11:12

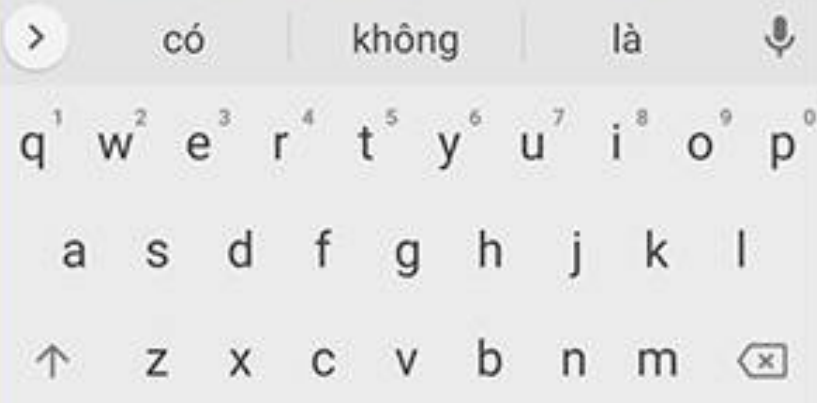


New Topic

CREATE

Choose a topic name and icon

 Test topic telegram



TipsMake

#### **Step 4:**

We can **create multiple topics in the Telegram chat group** to discuss. At the Telegram chat interface, click on the Telegram chat group and then select the icon to create a topic below.

11:30

📶 🔋 85%



TÌM NGƯỜI 🧑

4 members



# General

✓ 11:26

You  
Topic

👤 Test topic telegram

✓ 11:15

You  
có hiện đó

TipsMake...



Quantimong



TipsMake

11:34

82%



TÌM NGƯỜI

4 members



Topic 2

11:34

Topic created



Test topic telegram

✓ 11:32

You

Topic closed



General

✓ 11:26

You

Topic



### **Step 5:**

At this management interface, to access the Telegram chat group, click on the **3 dots icon** in the right corner and then select **View as messages** . You have now **accessed the Telegram group messaging interface** to text as usual.





# Instructions for adjusting Telegram topics

## Step 1:

We access the Telegram topic, then click on **the 3 dots icon** in the top right corner of the interface. Here users will see options for this topic. You **click Mute** to turn off notifications for this topic.



TipsMake



**Step 2:**

Then we will have adjustments to turn off this topic sound. We can adjust how long to turn off notifications for this topic.

11:30

83%



Test topic telegram

3 messages



Mute notifications for...

30 minutes

1 hour



Confirm

TipsMake

**Step 3:**

In addition, you can also click [Customize](#) to adjust more content for the Telegram topic. In case you want to return to the old settings, click on [Reset to default settings](#) to return to the previous settings.

11:31

📶 📶 🔋 83%



## Test topic telegram

Custom Notifications

### General

Notifications



Show Message Previews



Sound

Default

Vibrate

Default

Smart Notifications

2 / 3 minutes

Priority

Same as in Settings

Higher priority notifications will work even in Do Not Disturb mode.

### Popup notifications

Enabled



Disabled



New messages from this contact will appear on your screen when you are not using Telegram.

### Light

Color



Blinking light used to indicate new messages on some

**TipsMake**

11:31

83%



## Test topic telegram

Custom Notifications

Notifications



Show Message Previews



Sound

Default

Vibrate

Default

Smart Notifications

2 / 3 minutes

Priority

Same as in Settings

Higher priority notifications will work even in Do Not Disturb mode.

### Popup notifications

Enabled



Disabled



New messages from this contact will appear on your screen when you are not using Telegram.

### Light

Color



Blinking light used to indicate new messages on some devices.



**Step 4:**

We can also close this topic to stop the topic's activity. Then the topic will receive the message as shown below.



11:32

83%



Test topic telegram

4 messages



REOPEN TOPIC



TipsMake

You finished reading the article "**How to create a Telegram group topic for discussion**" edited by the [TipsMake](#) team. We hope this article has provided you with many useful tech tips and tricks. You can search for similar articles on tips and guides. Thank you for reading and for following us regularly.

---