

# How to Create Presentations with Prezi AI

There is a way you can cut down on hours of work and just quickly create something on the theme you want: Use artificial intelligence.

Have you ever spent hours perfecting a slideshow, only to find it useless or overkill? There's a way to cut down on hours of work and quickly create something on the topic you want: Use artificial intelligence . AI tools can be your best friend in your quest to impress without burning out – saving you hours of obsessing over your presentation so you can focus on the delivery, not the design.

While using Copilot in Microsoft PowerPoint is also an option, there is also a dedicated AI presentation creation tool. It's called Prezi AI!

## What is Prezi AI?

Prezi AI was the tool of choice after a Google search for tools to create presentations.

It has a free basic version and several tiers ranging from \$19 to \$39/month. You can opt for the mid-range version, as the lowest tier doesn't come with infographic capabilities. It costs \$29/month with a 14-day free trial.

Prezi AI promises to create 'your best presentation in minutes.' Let's take a closer look at this in the next section.

## Set up Prezi AI

First, sign up for Prezi AI Premium and set a reminder on your phone for the free trial to end.

Next, enter your presentation information so Prezi AI can suggest content and design ideas. You can also upload a PDF file , which might be helpful for AI, or skip this step for now and choose a template.

## Tell me about your topic

I'll use your answer to suggest content and design ideas.

Describe your topic here.

Use content from a file:

📎 Upload PDF file

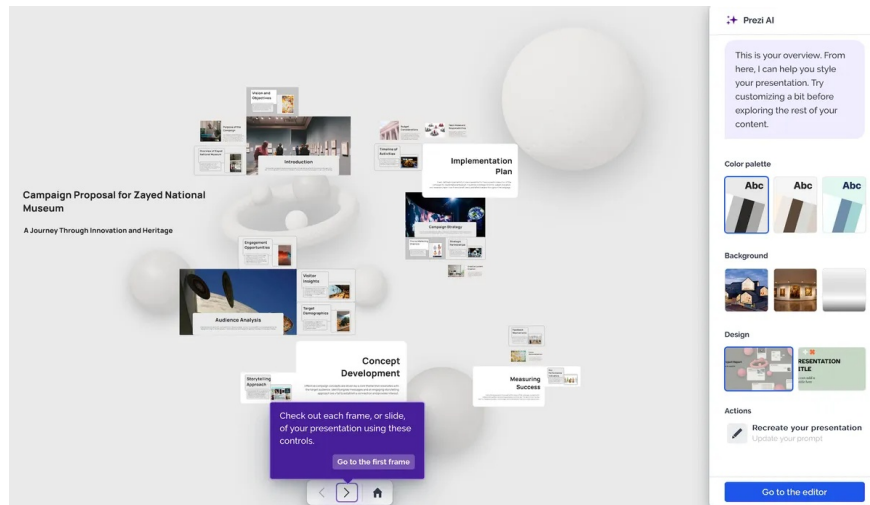
ⓘ This is a beta feature. AI will only use text content. Check for inaccurate or missing content before creating your presentation.

Skip this step🚀 Generate

The example has extracted some initial brainstorming work done for a creative campaign to present to a client company. Use this text box to tell Prezi AI what you want to achieve.

First request: *"I want to professionally and creatively present my initial thinking for a campaign for the Zayed National Museum in the UAE. I want to combine my notes with the strategist's notes so I can present the ideas by telling a story and taking them on a journey. I like a minimalist, elegant design. Do you need me to upload the document?"*.

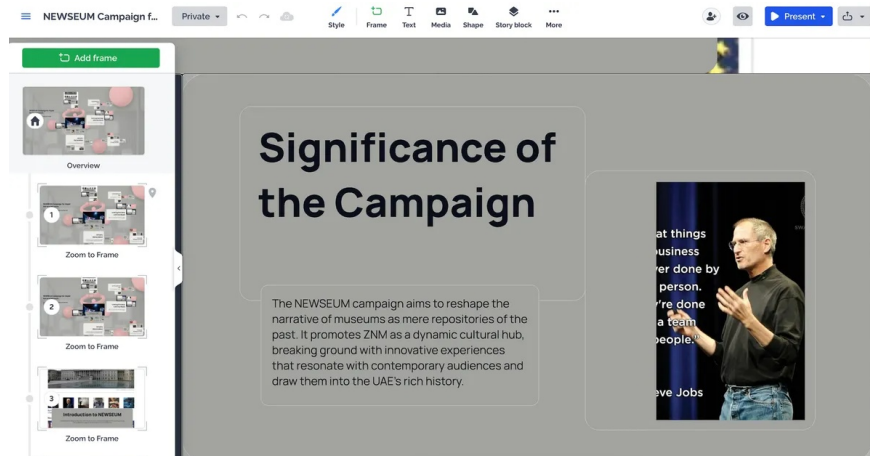
You will quickly find out that it is not really an AI chat tool as it generates a mock design that does not answer the question asked.



Instead, save all notes to PDF and recreate the prompt. Prezi AI only uses text content, so it doesn't upload graphics or charts.

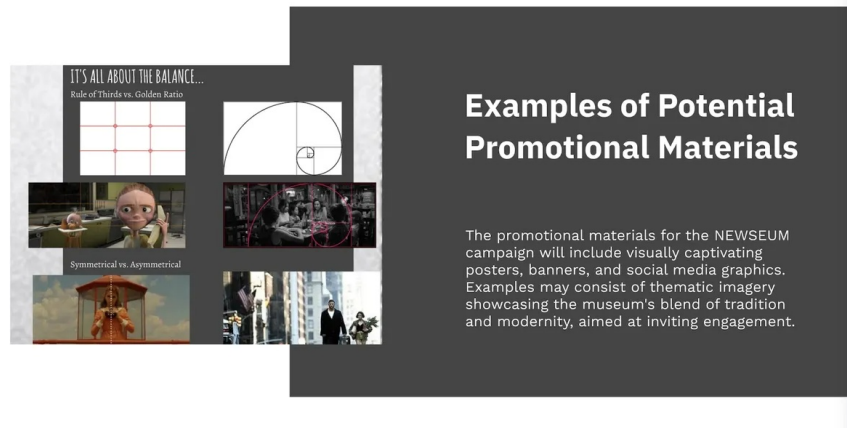
## Refine and perfect your AI presentation

The way Prezi AI created the presentation was pretty impressive, but some of the images were off-putting. For example, it included photos of Steve Jobs and the movie Bucket List with Morgan Freeman – possibly because the content was related to a trip to Egypt, although still very much off-brand for the UAE campaign.



The example also added these two sentences to the initial prompt: *"Use only images from this website: <http://www.zayednationalmuseum.ae/en/>. Incorporate all text from the PDF and do not add any content to it"* .

Again, it's off-brand, mostly because AI has trouble understanding cultural nuances and sensitivities. It even includes an image from Pixar's *The Incredibles*.



The article author didn't like the output, as it had trouble following simple instructions like "only include copies from the PDF" so the author picked the one he liked best and edited it - inserting the important version it missed and removing images.

## How long does it take to create a presentation using AI?

It took about 30 minutes to make all the necessary adjustments and while not ideal, it would realistically take much longer to create an original presentation like this.

Sure it's not perfect but it's better than wasting precious time trying to do it from scratch.

Here is an example of a slide that does not need to change:



The way to move from slide to slide is also quite impressive, not just swiping right but moving interactively like along a map - you can see it here .

And the more you use AI programs, the better they learn about your tastes and style, making the editing process easier each time. Just make sure you always check the words and images it generates.

## Other AI tools for creating presentations

There are many options out there, but here are some PowerPoint-compatible slide builders available. Most have free versions or free trials:

1. Microsoft Copy
2. Adobe Express
3. Canva
4. Slidesgo
5. Gamma
6. Pop AI

You finished reading the article "**How to Create Presentations with Prezi AI**" edited by the [TipsMake](#) team. We hope this article has provided you with many useful tech tips and tricks. You can search for similar articles on tips and guides. Thank you for reading and for following us regularly.