

How to create a poster from the lyrics

LyricsPoster is a website that creates posters from images and lyrics, creating a very unique poster.

If you want to make a difference for the poster you design, you can use the lyrics and personal images to create a unique and new poster. LyricsPoster is the website that creates the lyrics poster from any image and the lyrics that users upload. Besides, users can also edit the size of the image, font, background color, font size, font style for the lyrics. The following article will guide you how to create song lyrics with LyricsPoster.

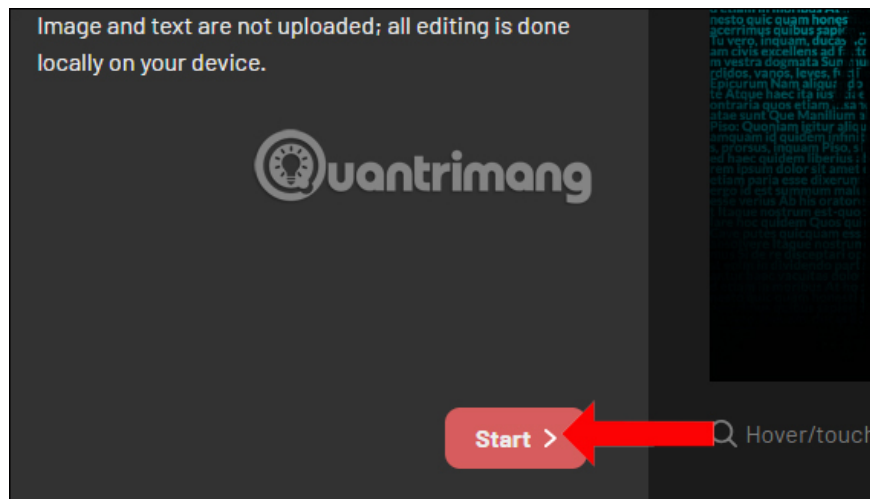
1. How to create a music manual to "live virtual": Record the name of the song, write status, and combine the avatar
2. How to create a video with a wavy effect as a Facebook avatar
3. How to create an avatar image and Facebook cover photo match

Instructions for using LyricsPoster to create music lyrics poster

Step 1:

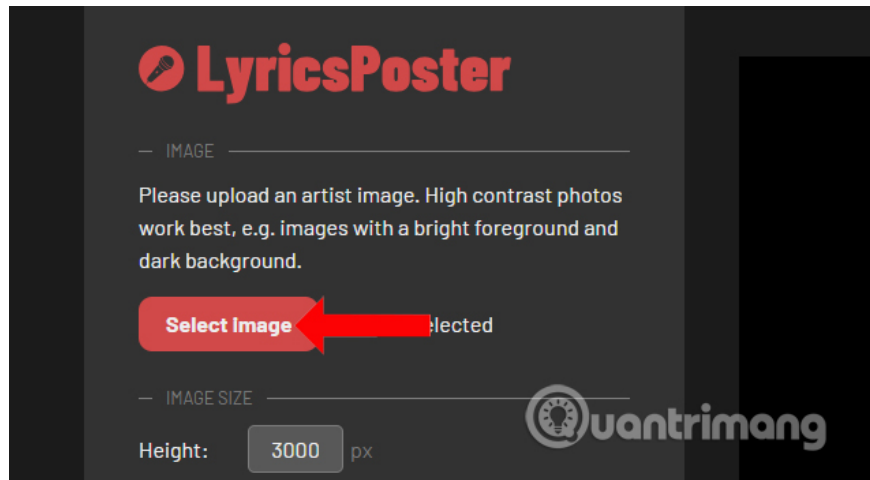
Click on the link below to access LyricsPoster's homepage. Click on **the Start button** to start.

1. <https://lyricsposter.net/>

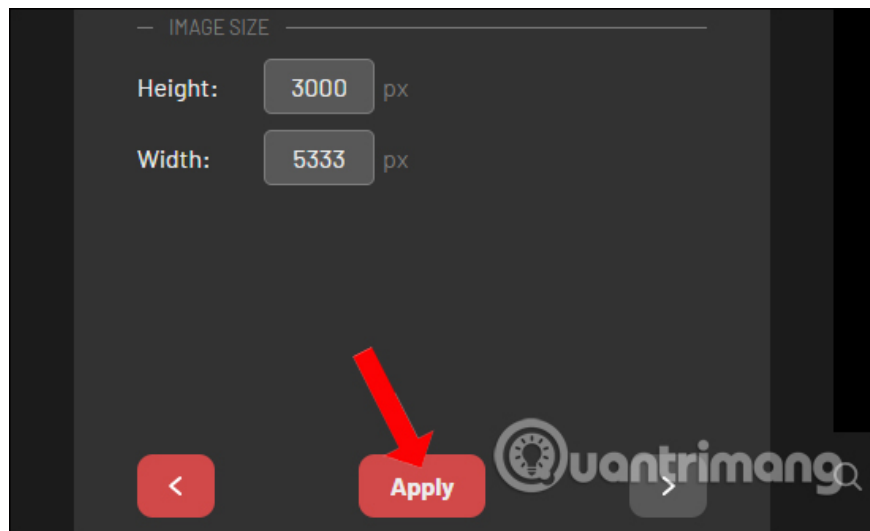


Step 2:

First we will download the image available on the computer to LyricsPoster. Click **Select Image** to download the image. Users should choose large images to avoid blurring or shattering after they are done.

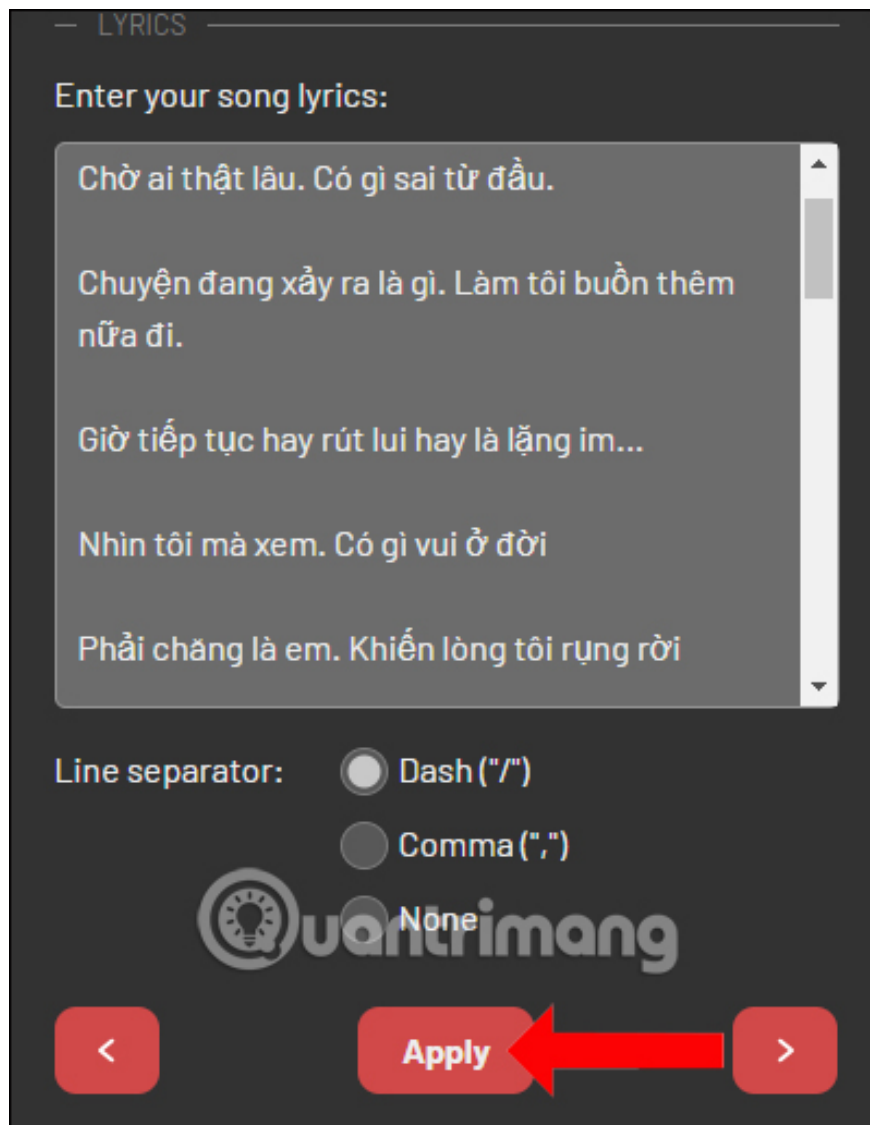


Uploaded images can change user size at Image size, but need to be aligned properly. Then press **the Apply button** and press the right **arrow** below.



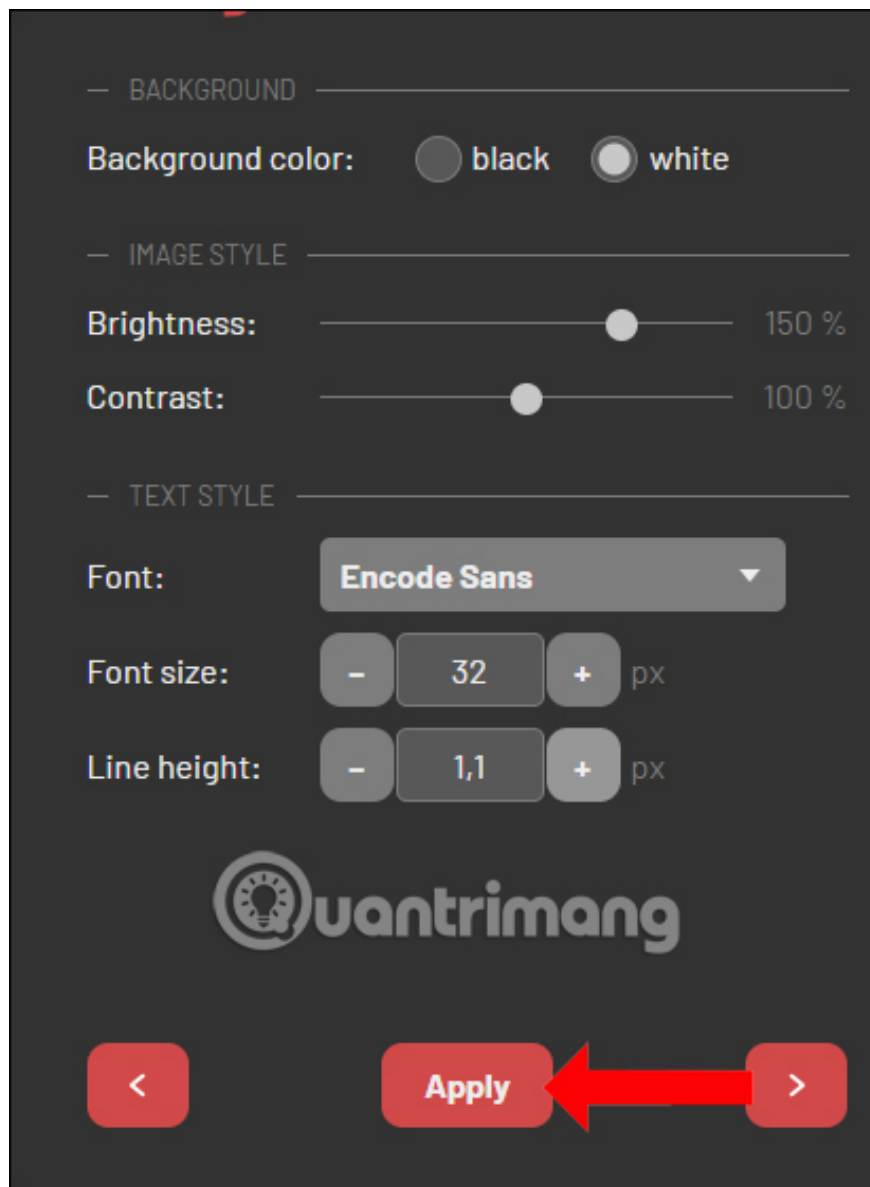
Step 3:

In the **Enter your song lyrics interface**, paste the entire lyrics you want to use. You can use punctuation to break the sentence, or press None to not use. Click **Apply button** below and then press the arrow to the right.



Step 4:

In the new interface, the Background color can choose white or black, then adjust the brightness of the text, the contrast at Image Style. The Text Style section changes the size, font, height of the text. Finally click **Apply** after editing and press the right arrow to continue.



Step 5:

The preview image of the song lyrics will show up so we can check. Click and move to the image to enlarge the lyrics. If you want to edit any details, click the left arrow to return to the editing sections.

