

How to create a new file in A3 or A4 paper sizes in Photoshop

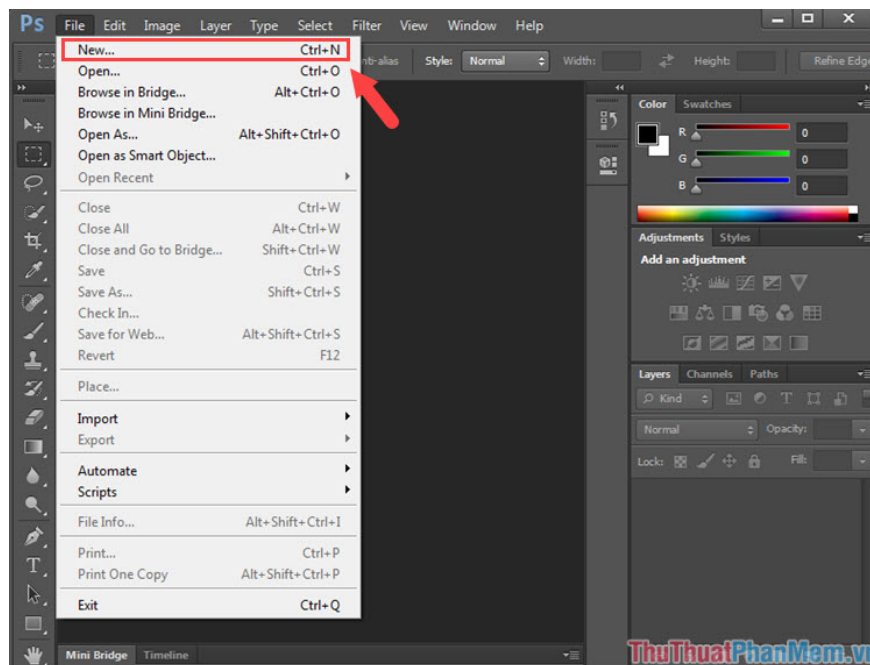
How to create a new file in A3 or A4 paper sizes in Photoshop. When using Photoshop to print and edit photos, we care about the size of A3 and A4 paper when printing in the most standard and beautiful way. Invite you to learn about how to create files in paper size.

When using Photoshop to print and edit photos, we care about the size of A3 and A4 paper when printing in the most standard and beautiful way. Invite you to learn about how to create files in paper size

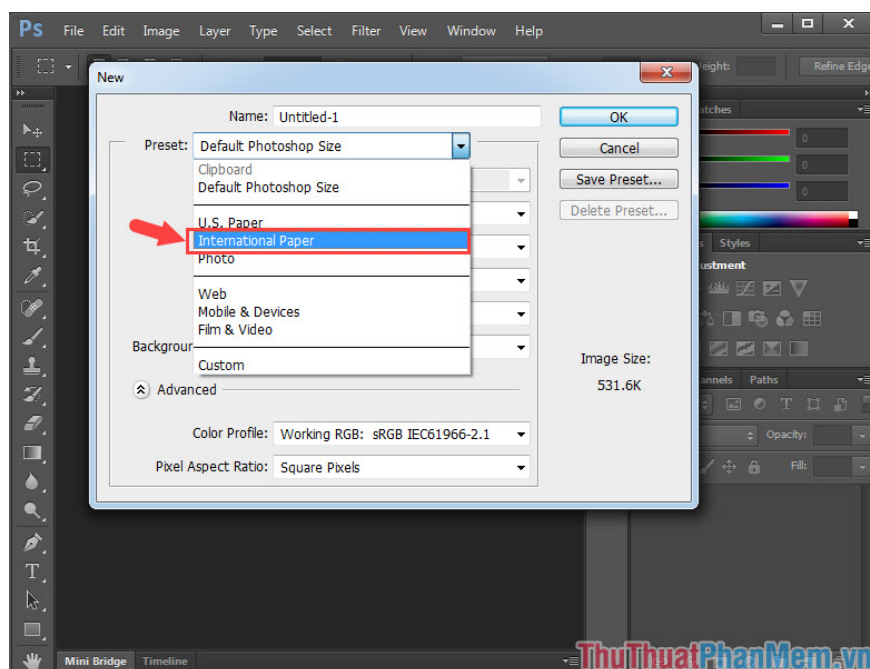


1. Create file in A3, A4 paper sizes with Photoshop CS6

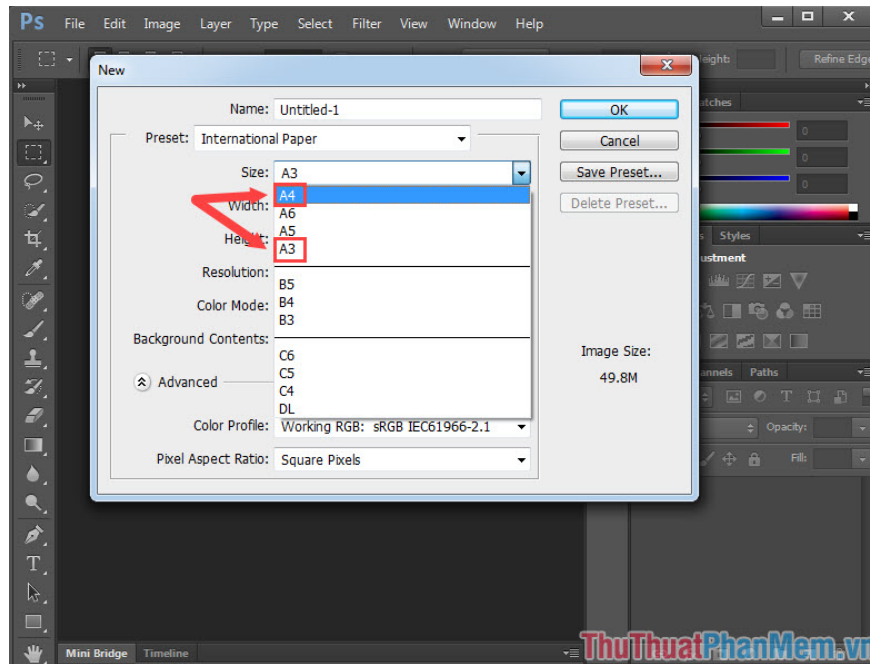
Step 1: Open Photoshop CS6 and select **File** => **New** or press **Ctrl + N**.



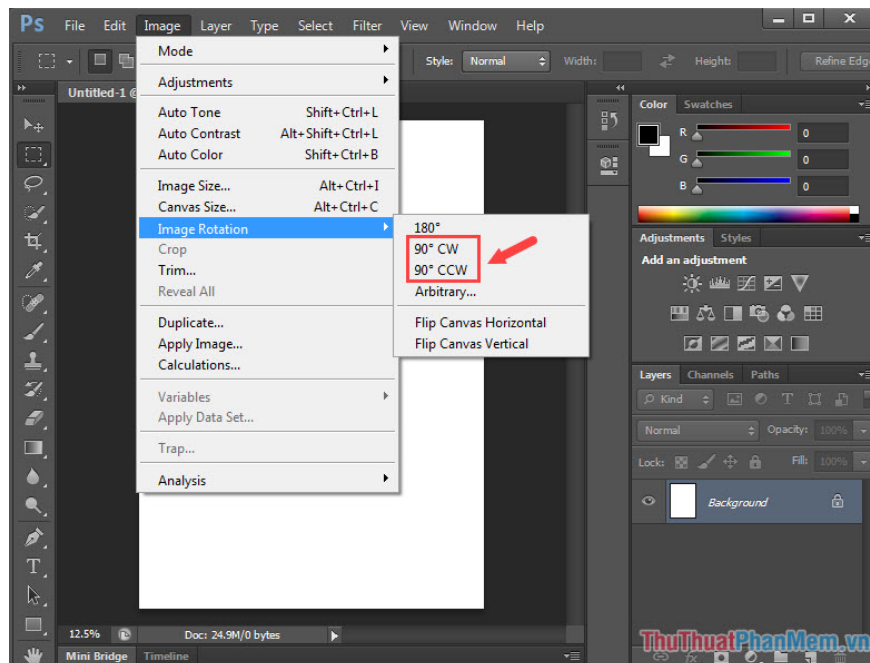
Step 2: In the **Preset** section , select **International Paper**.



Step 3: After setting the preset, you go to **Size** to select the paper size (A3, A4, A5 .) to your liking. Then click **OK** to create a new paper size.



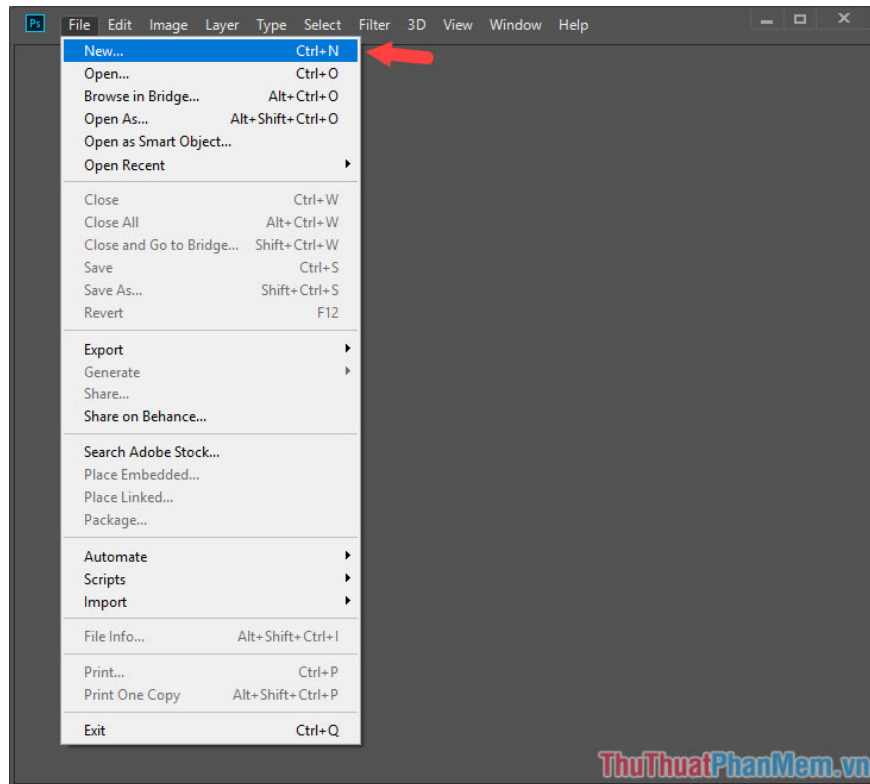
Step 4: The new paper size when created in Photoshop default will be vertical paper size, if you want the paper size to be horizontal, go to **Image => Image Rotation => (90 ^ o) CW or CCW**.



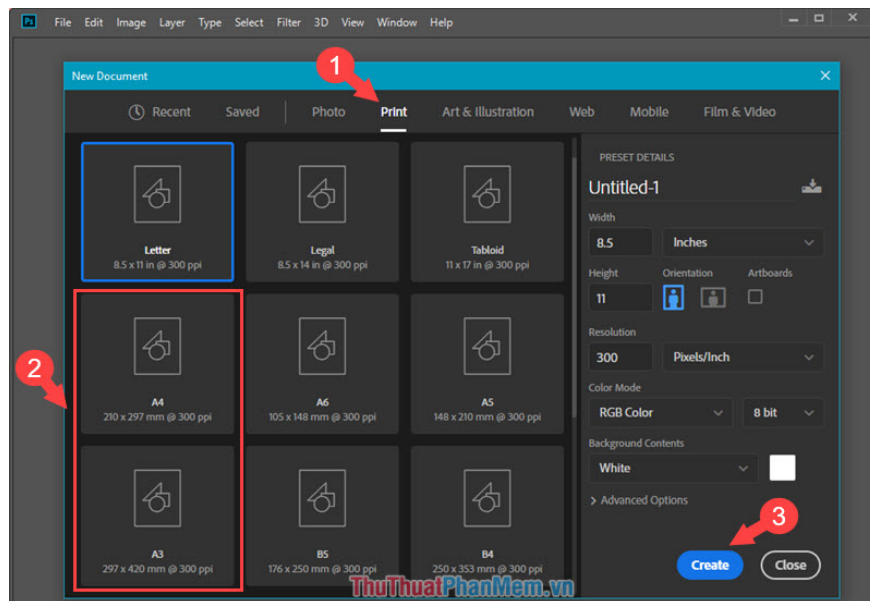
2. How to create a new file in A3 or A4 paper sizes in Photoshop CC

How to create new files in A3 and A4 paper sizes with the new version of Photoshop CC is a bit different. You do the following:

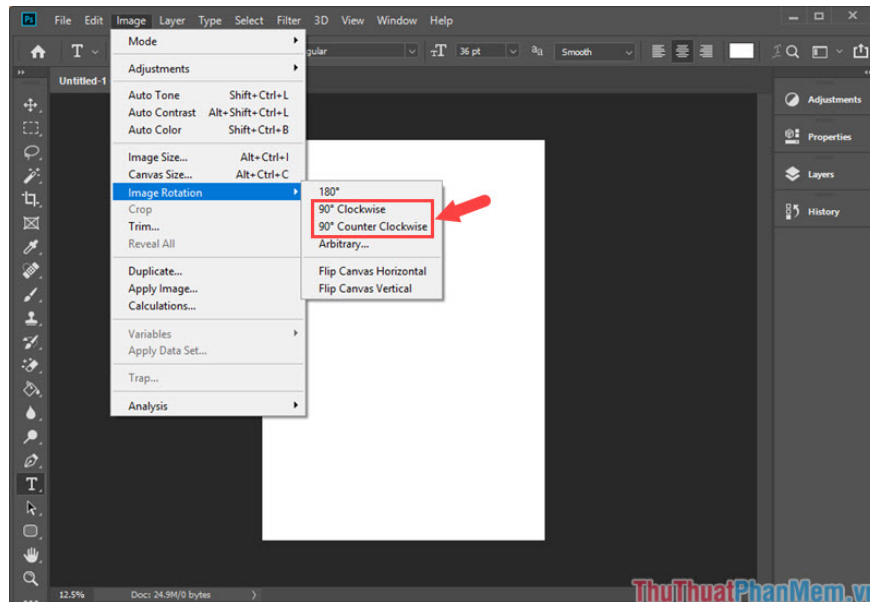
Step 1: You go to the menu **File => New** or pressing **Ctrl + N**.



Step 2: Go to Print tab and select the desired paper size. Then click **Create** to create a new paper size.



Step 3: Default paper size after creating will be vertical. To convert to horizontal format, go to **Image => Image Rotation => (90 °) Clockwise or Counter Clockwise**.



With the simple and fast way to create new files in A3 and A4 paper sizes in Photoshop, you can safely design the standard template without worrying about being skewed or broken when printing to standard paper sizes. Good luck!

You finished reading the article "**How to create a new file in A3 or A4 paper sizes in Photoshop**" edited by the [TipsMake](#) team. We hope this article has provided you with many useful tech tips and tricks. You can search for similar articles on tips and guides. Thank you for reading and for following us regularly.