

# How to Create a Fish Using Keyboard Symbols

You can use keyboard symbols to create objects such as animals or people. When you are done reading this article, you will be able to make a fish using keyboard symbols. Type a greater than sign.

Method 1 of 2:



**Type a greater than sign.**




**Type a less than sign.**



**Type a greater than sign.**

4.

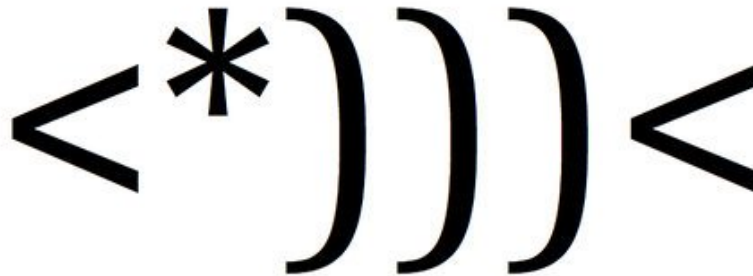


wikiHow

You should have this: >>



5.



wikiHow

Or you can do this \*))))

Method 2 of 2:

<\*)))<

1.

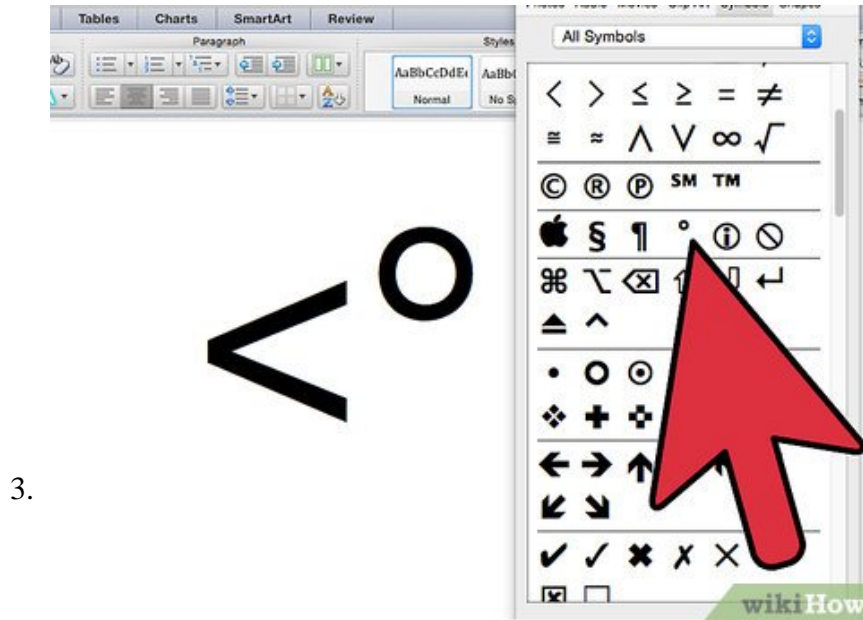
wikiHow

Here is another variation on the fish: °)))>



2.

Type the less than sign .



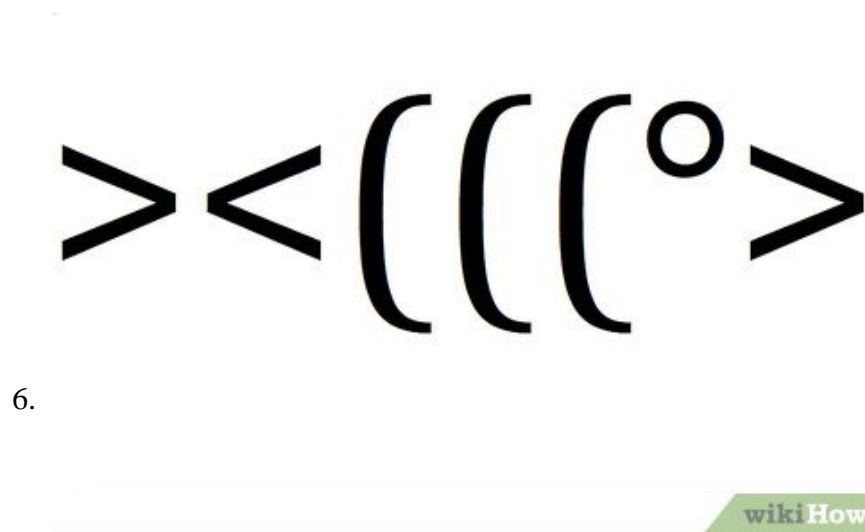
**Find the degree sign °.** You may have to go to Microsoft Word or another word processor and go to "insert symbol" to get this sign. You can also do a Google search of the degree symbol and copy-and-paste from there.



**Type 3 right parentheses next ))).**



Type a greater than sign followed by a less than sign. >



To reverse the direction of the fish, simply follow the steps above in reverse order. But be sure to switch the directions of the parentheses and greater/less than signs. You should end up with >(((°>

You finished reading the article "**How to Create a Fish Using Keyboard Symbols**" edited by the [TipsMake](#) team. We hope this article has provided you with many useful tech tips and tricks. You can search for similar articles on tips and guides. Thank you for reading and for following us regularly.