

# How to copy photos from iPhone to computer using iTools


iTools is a program to manage and synchronize between iOS devices and computers. TipsMake.com shared how to copy photos from iPhone to computer extremely simple with iTools software. Please follow along.

iTools is a program to manage and synchronize between iOS devices and computers. The function of iTools is quite similar to iTunes but iTools has a simple operation and is easier to use than iTunes.

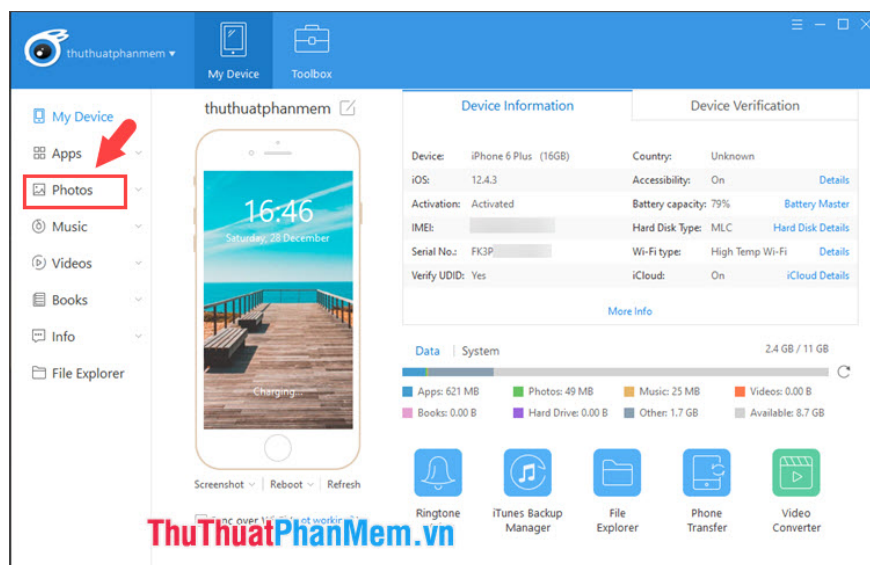


In the following tutorial, TipsMake.com shared with readers how to copy photos from iPhone to computer extremely simple with iTools software. Please follow along.

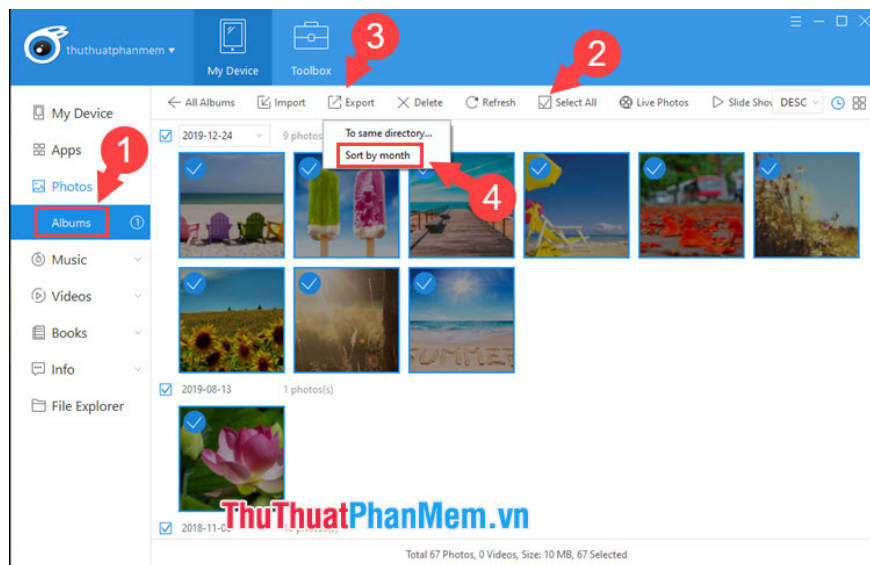
**Step 1:** Download **iTools** and install it on your computer at the homepage <https://www.thinkskysoft.com/itools/>.



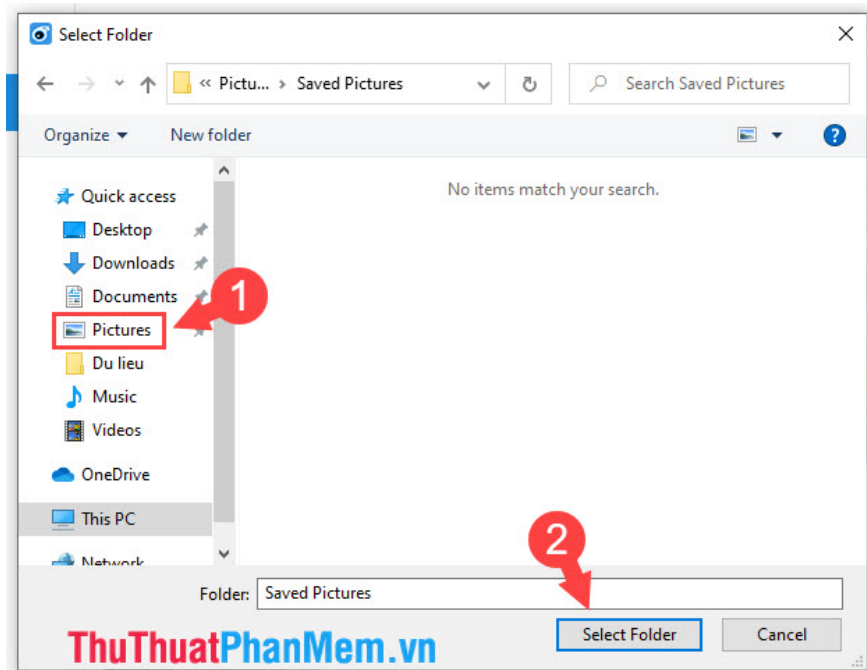
**Step 2:** Open iTools software and connect iPhone to PC. After successful connection and the main interface on the software will appear as shown below. Next, select the item **Photo** .



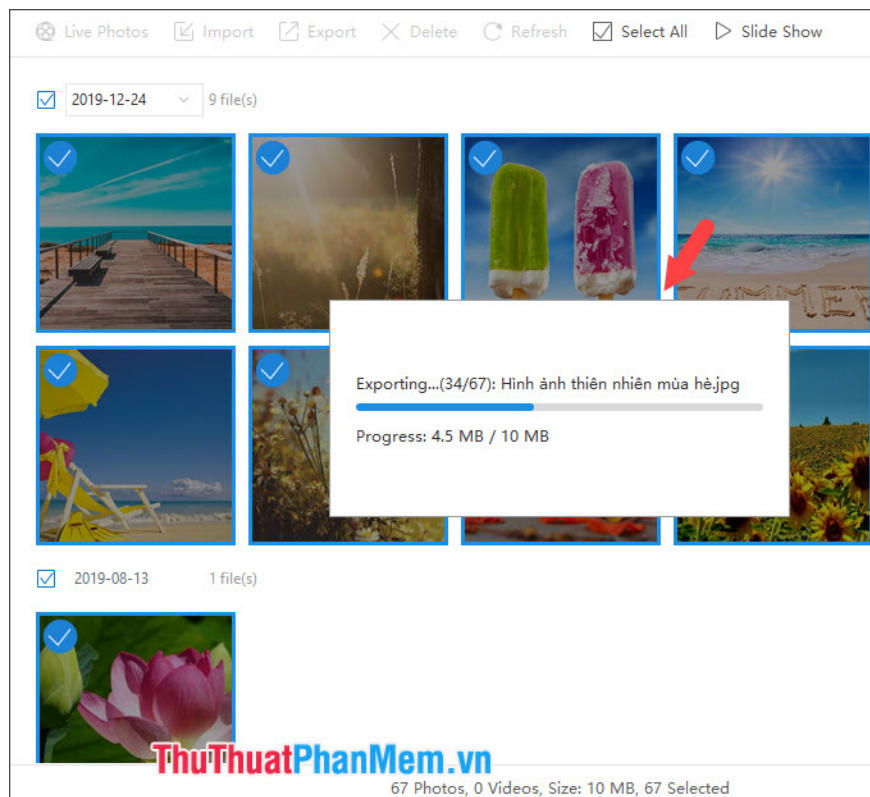
**Step 3:** Choose **Photo** => **Albums (1)** => **Select All (2)** to select all photos => **Export (3)** => **Sort by month (4)** to save photos into folders divided by date .



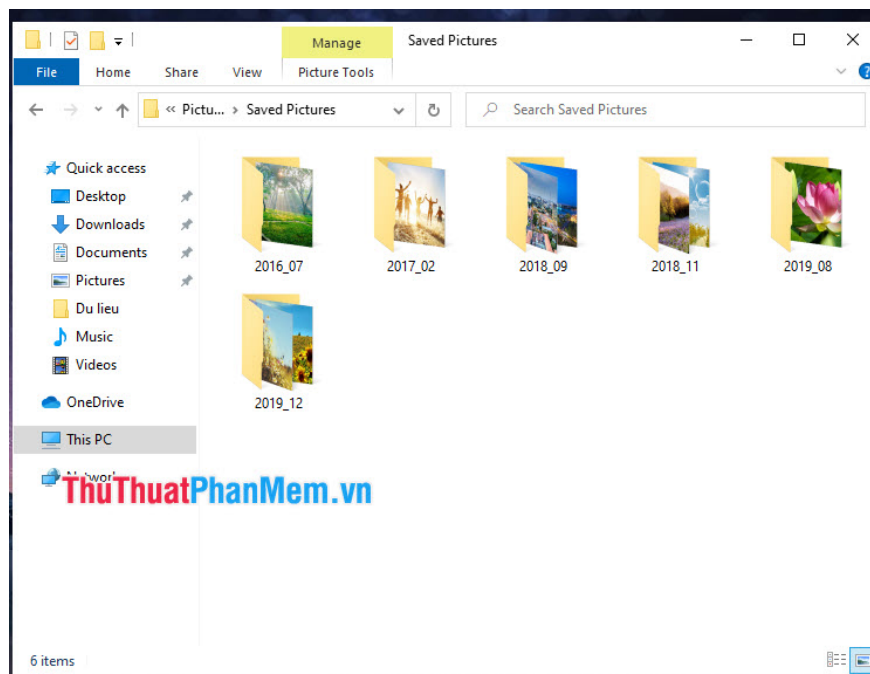
**Step 4:** Select the folder to save (1) and click **Select Folder** (2) to save the image to the selected folder.



After that, image extraction will take place. Wait until the image is extracted, please open the folder to save the image to check.



**Step 5:** After extracting the image successfully, you can open the image storage folder to view and use the image. The image folder after extraction will be sorted over time to help you easily manage and find the needed photos more quickly.



Through the tutorial above, we can see that copying photos via iTools is simple and easy. If you do not want to use the software, we just need to connect the computer and iPhone, then grant access to iPhone photos on the computer. Good luck!

You finished reading the article "**How to copy photos from iPhone to computer using iTools**" edited by the [TipsMake](#) team. We hope this article has provided you with many useful tech tips and tricks. You can search for similar articles on tips and guides. Thank you for reading and for following us regularly.

---