

# How to convert Youtube music to Capcut MP3 is extremely simple

How to convert Youtube music to Capcut MP3 to edit and insert favorite songs into videos on Capcut application? For professional Tiktokers, this is very simple, but for newbies, it is different. If you are in need of converting Youtube music to Capcut MP3, please follow Taimienphi's instructions.

It's not uncommon for people to want to insert music into videos, but it doesn't appear in the Audio Capcut repository, which unintentionally limits users from following the trend according to their preferences. Therefore, **converting YouTube music to Capcut MP3** will be the most effective method to help you solve this problem.

## *1. Instructions on how to convert YouTube music to Capcut MP3*

### *1. Quick guide*

*Step 1:* Copy your favorite youtube music video link.

*Step 2:* Go to **x2convert.com**, paste the link and select Download File MP3.

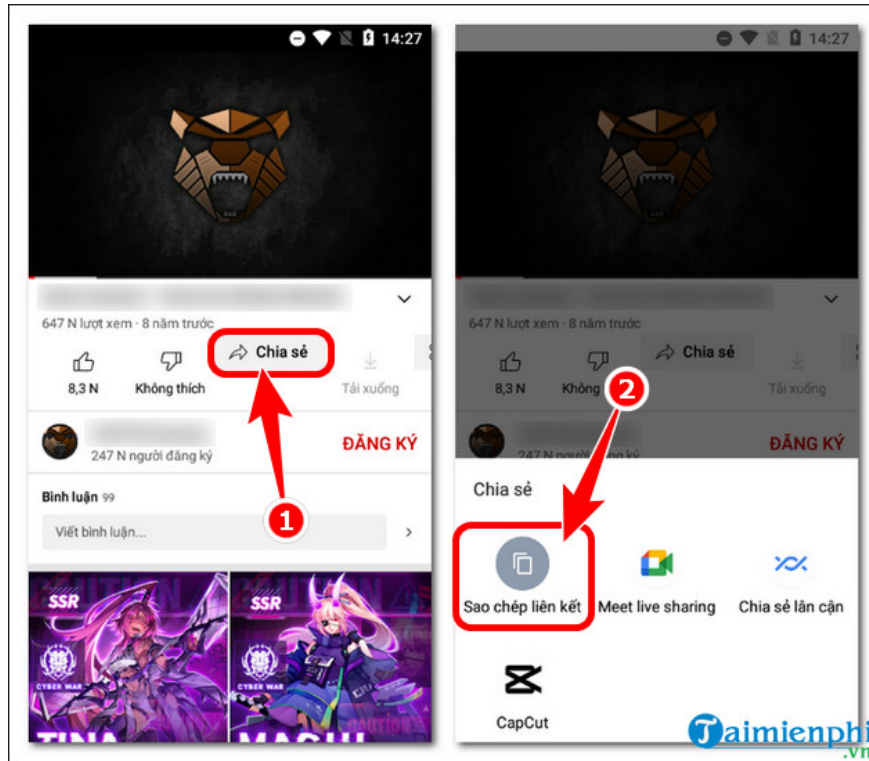
*Step 3:* Open Capcut, select New Project and Add the downloaded MP3 file

*Step 4:* Edit the video with music in your own style

### *2. Detailed instructions*

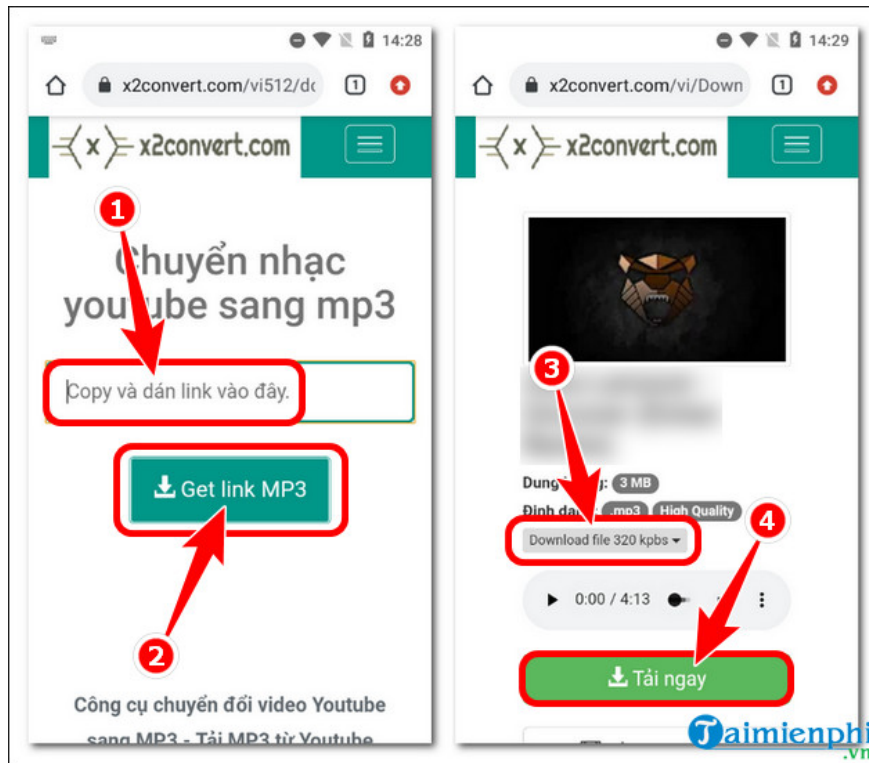
*Step 1:* Open the **Youtube** application , select your favorite **music video**

. - Click **Share** => click **Copy link** .

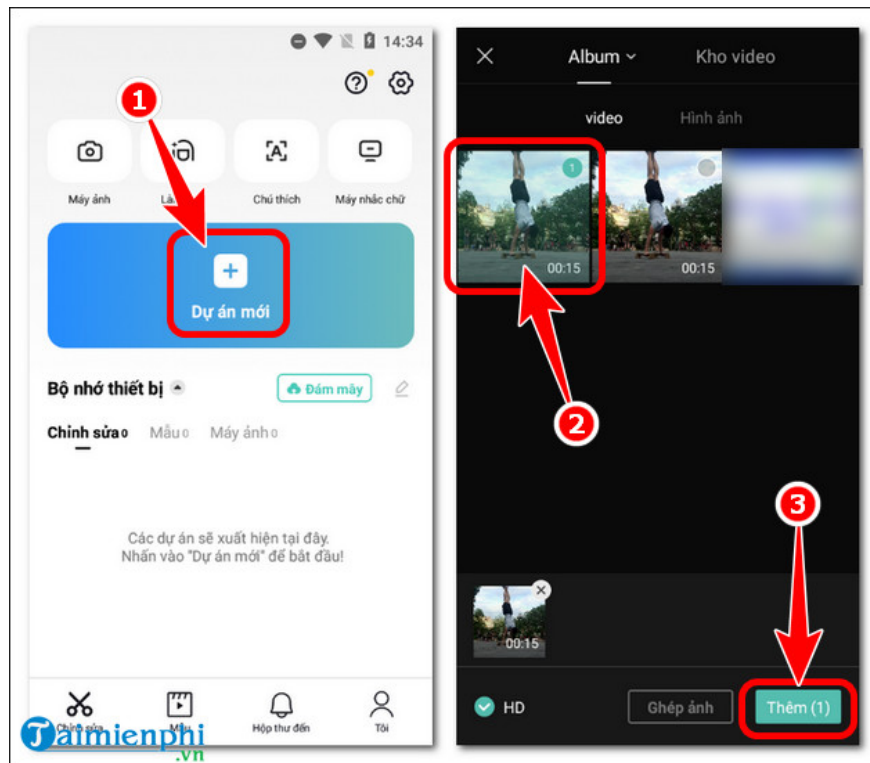


Step 2: Visit the x2convert website here:

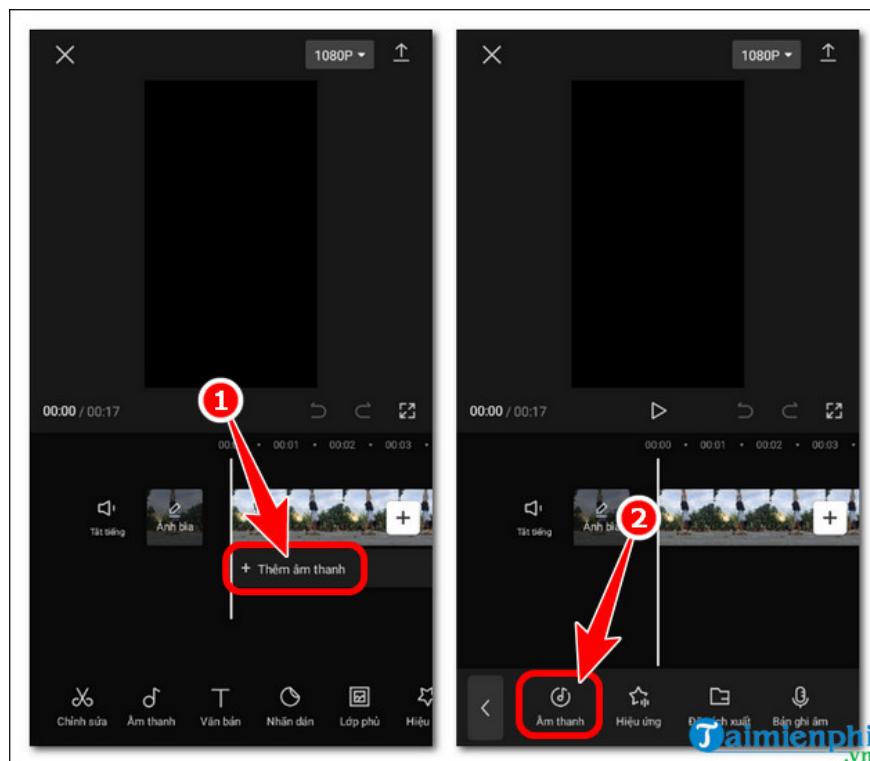
Paste **the copied link** into the empty box => press **Get link MP3** => select **Download file 320 kpbs** => **Download now** .



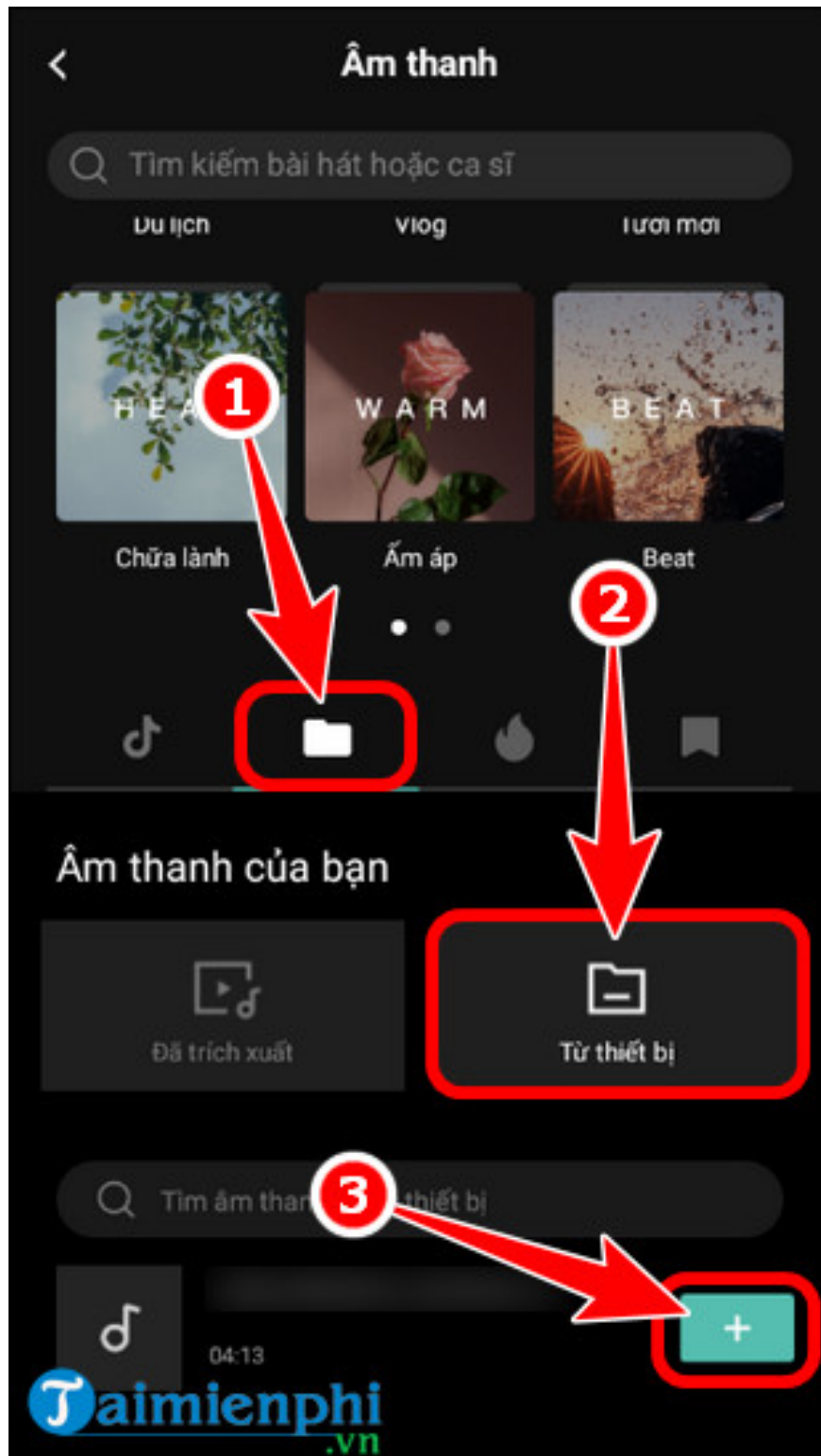
Step 3: Open **Capcut** , in the main interface press **New project** => select **video with music** => **Add** to edit Capcut video to combine music into the video.



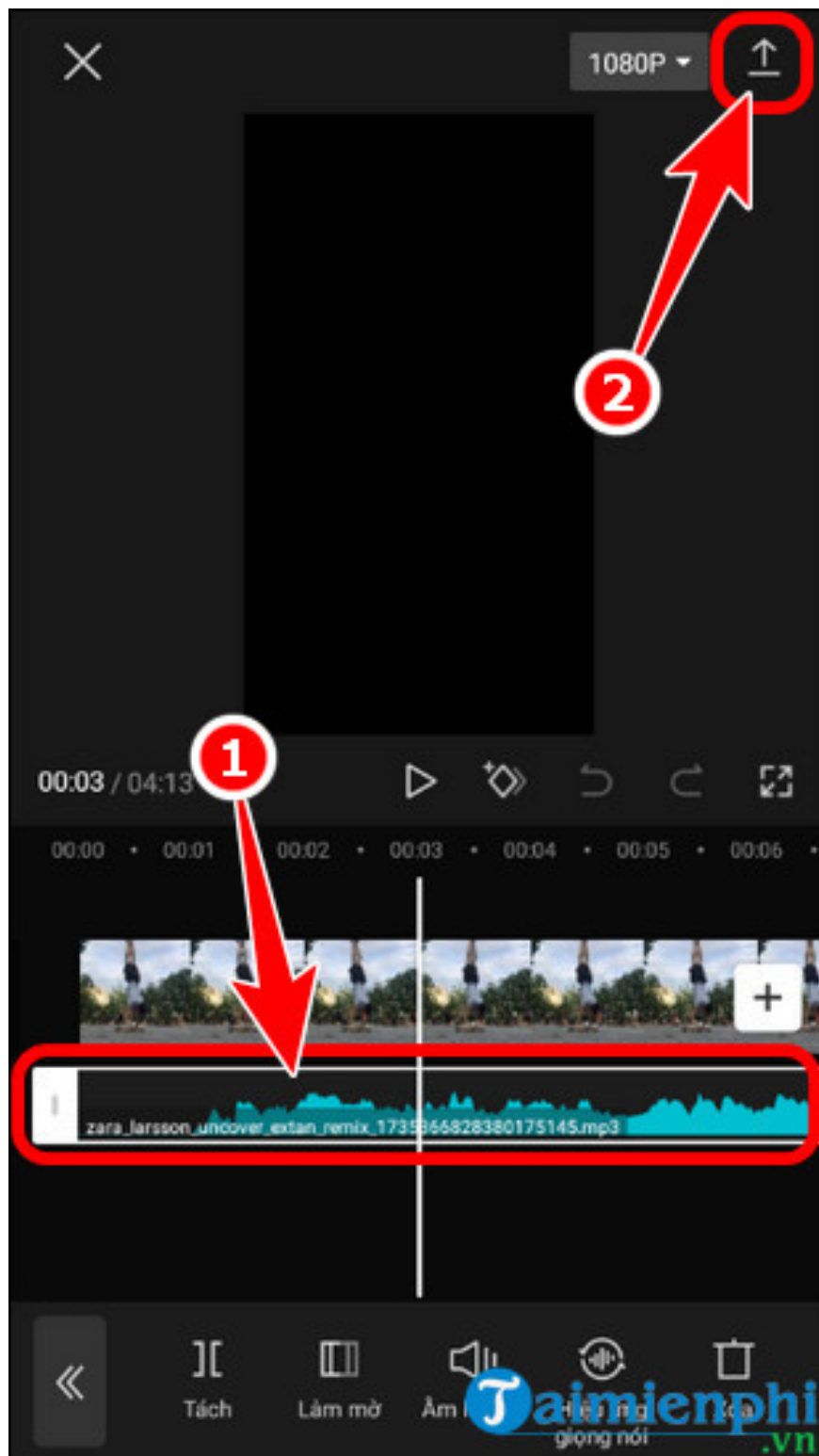
- Click **Add music** => click **Sound** .




Step 4: Click **the folder icon** => select **From device** => press **the plus icon** , add music to the video.



- Move the **white frame** to select your favorite piece of music. After editing is complete, click the **Export icon** .



Step 5: Wait for the **video export** process to be successful and you already have a product to catch up with trends on famous social networking sites.



## *II. Why convert YouTube music to Capcut MP3?*

Transferring music from YouTube to Capcut is important because the quality and diverse music scene is the decisive factor for the appeal of the video. Although Capcut provides ready-made tracks, their limited number and variety may prevent you from finding the right song or trending song.

Transferring music from YouTube to Capcut gives you vast music options, including the latest hits, social media hits, or any song you want. This helps your videos become unique, trend-appropriate, and more personalized.

Converting YouTube music to Capcut MP3 helps you create attractive products, earn more interactions on social networks and become famous as a genuine CapCut Creator.

Besides converting YouTube music to Capcut MP3, for more convenient use, you can **download CapCut on your computer without an emulator**, with similar functions and usage, ensuring quality products. , does not cause damage to internal components.

You finished reading the article "**How to convert Youtube music to Capcut MP3 is extremely simple**" edited by the [TipsMake](#) team. We hope this article has provided you with many useful tech tips and tricks. You can search for similar articles on tips and guides. Thank you for reading and for following us regularly.