

# How to convert text into Viettel's Text to Speech voice

VTCC.AI's Text to Speech service from Viettel, supports converting text into speech with natural intonation in many different regions.

Viettel ATCC.AI cyberspace recently launched 3 voice processing services, including Text to Speech to convert text into speech. Basically Text to Speech acts as a text-to-speech application like Google, using advanced technologies to handle natural language, regional-based voices, automatic break breaks. Combine multiple expressions in sentences.

Users can choose the voice according to the region provided by the service, with the North (2 female voices, 1 male voice), Central (1 voice) and Southern (1 male voice, 1 female voice). The following article will guide you how to use Text to Speech on VTCC.AI.

1. How to use FPT.AI Speech reads text like Google
2. 3 simple ways to download pronunciation files on Google Translate
3. How to change the voice in Google Assistant
4. How to turn on Voice Match to call OK Google when using Vietnamese

## Instructions for registering VTCC.AI account


### Step 1:

First of all, users access the link below to go to the homepage of VTCC.AI.

`https://vtcc.ai/`

### Step 2:

At the homepage interface, click on **the Login button** in the upper right corner.



Next because there is no account yet, you click on the **Sign up account** below.

A screenshot of a login and registration form. It features two input fields: "Địa chỉ Email" and "Password". Below these fields is a checkbox labeled "Duy trì đăng nhập" and a link "Quên mật khẩu". A large teal button labeled "ĐĂNG NHẬP" is positioned below the checkbox. At the bottom, a red arrow points to a blue link labeled "Đăng ký tài khoản". A watermark "Quantrimang" is visible in the background.

**Step 3:**

Switch to the new interface, **enter the required information** and press **the Register button** below.

Tên đầy đủ


Địa chỉ email

Số điện thoại

Mật khẩu

Xác nhận mật khẩu

Tôi đã đọc và đồng ý với điều khoản sử dụng


 ĐĂNG KÝ

Next we need to **confirm the email address** to successfully register the account.

Xác nhận địa chỉ email của bạn

Trước khi tiếp tục, vui lòng kiểm tra đường dẫn xác nhận ở email của bạn.

Nếu bạn không nhận được email, [click vào đây để yêu cầu một email khác.](#)

 Bản quyền thuộc Trung tâm Không gian mạng - Tập đoàn Công nghiệp - Viễn thông

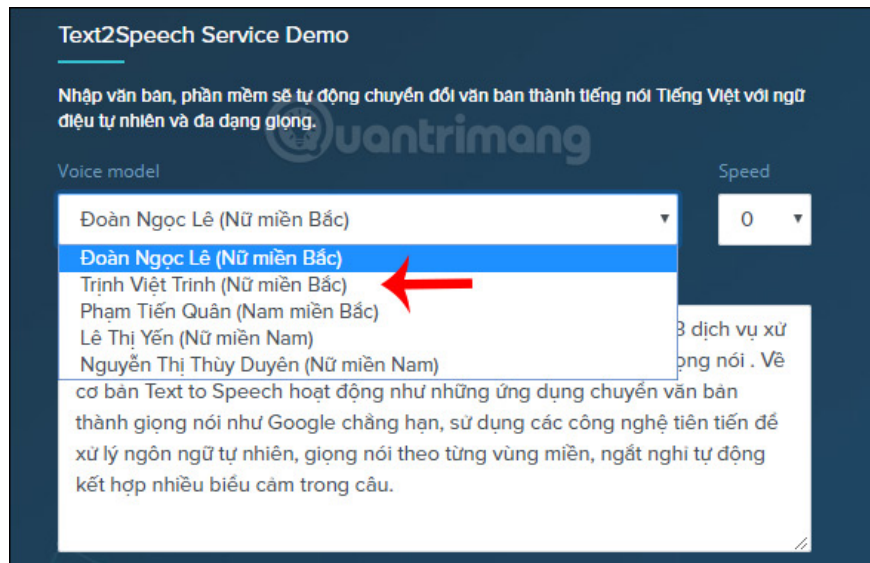
## 2. Instructions for converting text to speech

### Step 1:

Users access the link below to use text-to-speech service.

<https://vtcc.ai/tts>

In **the white Text frame section**, enter the text of the text you want to switch to. You enter content not exceeding 500 characters. Next to the **Voice model**, select the voice area you want to use. The average reading speed is left to default to 0.



### Step 2:

After entering the content and selecting the voice, we click on **the Speak button** just below for the service to conduct content analysis and reading into text.

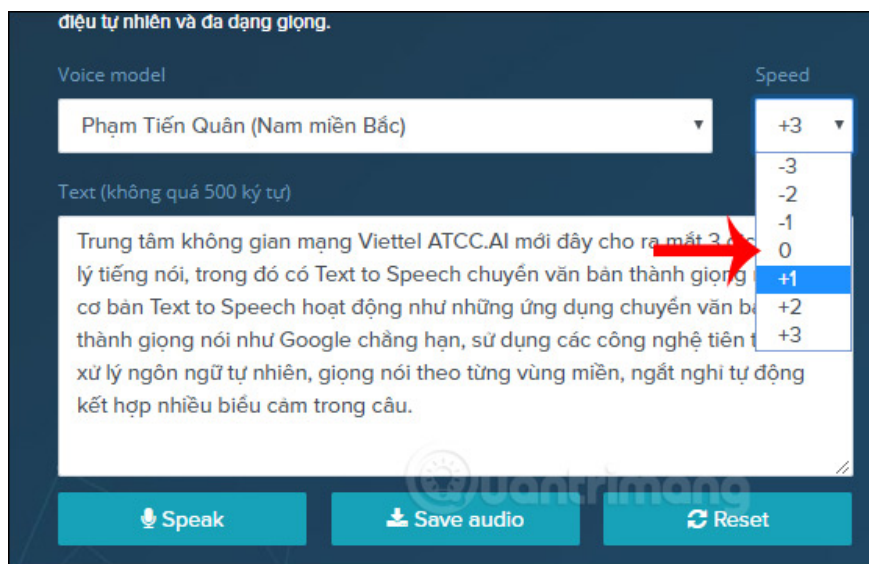


The text content results are read right next to the reading time displayed in the audio playback frame. There is no option to increase or decrease the volume of reading but only to turn off or turn on the sound.



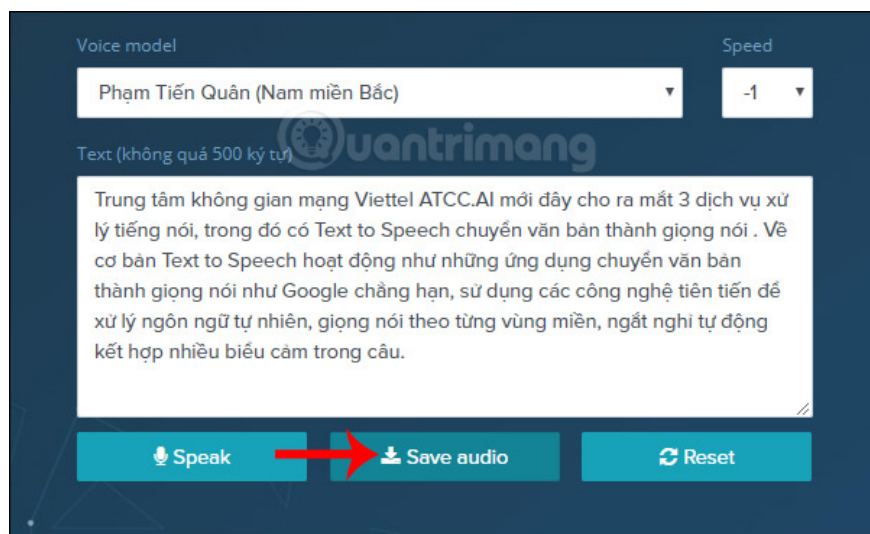
### Step 3:

If you want **to change the speaking speed**, you can adjust it in the speed frame, which can increase the reading speed or slow the reading speed. Select the new reading speed, press the Speak button to apply the new reading speed.

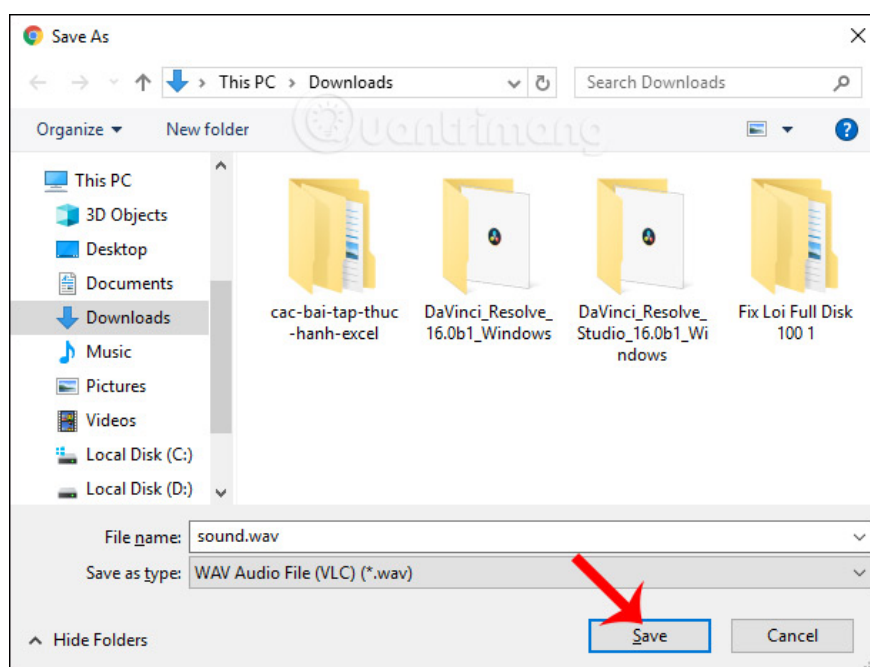


### Step 4:

The service allows users to download audio clips from text to speech to a computer. Click **Save Audio** to download the audio file.



Select the folder to save the audio **file in wav file format** . If you want to use other formats, you need to use additional audio file conversion tools.



Time to define content and turn into voice on the Text to Speech service is fast, responsive to all requirements of users due to the large number of servers with dual wave computing technology. Allowing audio to convert from text to speech to download to your computer helps you use it for many different purposes.

I wish you all success!

You finished reading the article "**How to convert text into Viettel's Text to Speech voice**" edited by the [TipsMake](#) team. We hope this article has provided you with many useful tech tips and tricks. You can search for similar articles on tips and guides. Thank you for reading and for following us regularly.