

How to convert photos into anime photos without software

There will be no need to install software or download heavy applications to turn your photos into unique anime paintings. With a convenient online anime photo creation website, you can easily create anime works of art in just a few simple steps. Discover how to convert photos into anime photos without software through the following article.

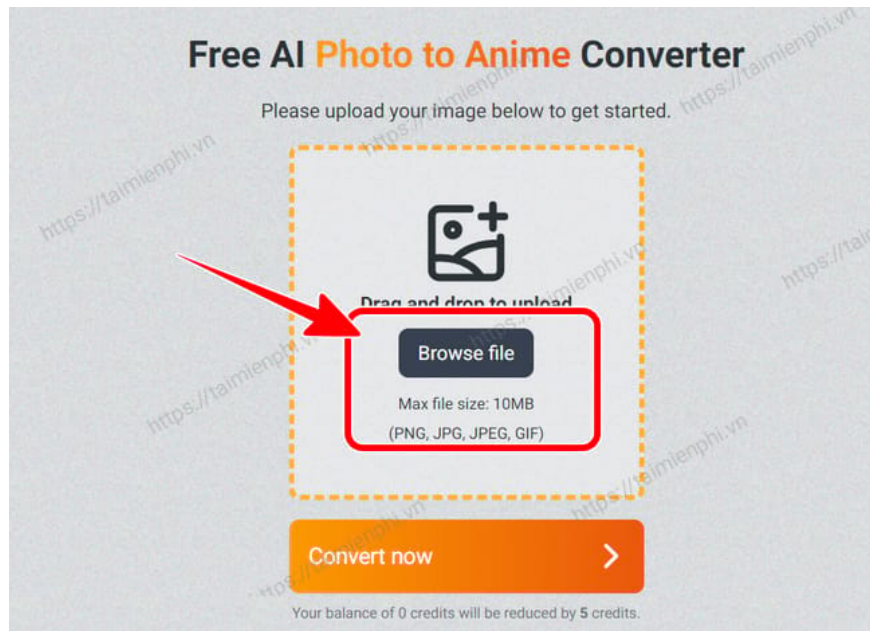
If you're bored with regular selfies, try transforming your image into a new and unique anime or Japanese animation style. This will be an opportunity to make your friends admire and be surprised or even you will feel surprised when looking at your own Anime version.

How to convert photos into anime photos online

Step 1: Access the link to the tool to convert photos into online anime photos

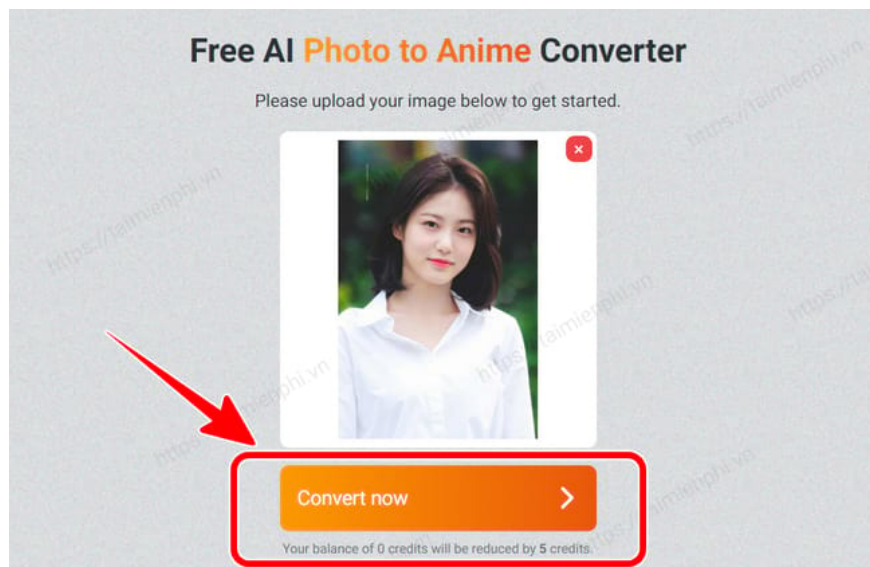
- Or you can use other free online anime photo creation websites here, each website has its own outstanding features for you to have. The most beautiful anime photos.

Step 2: Scroll down the screen and click the **Browse file** button to select the photo you want to transfer

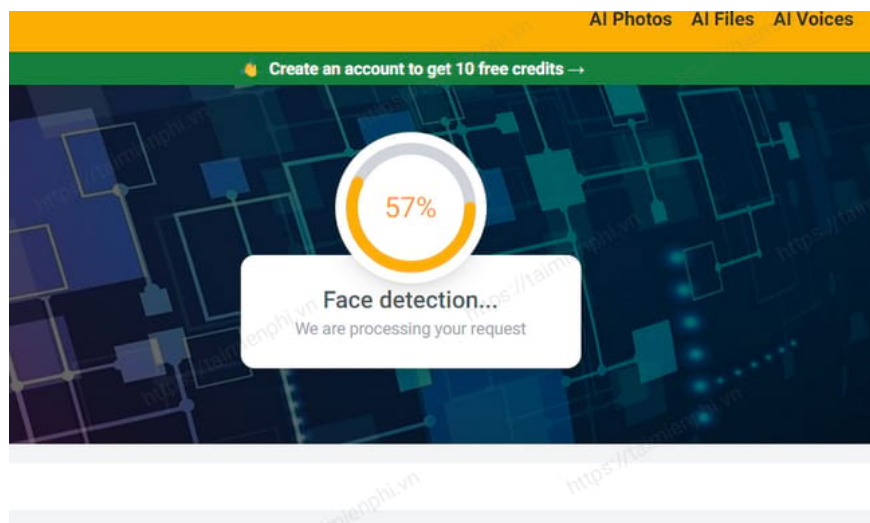


Step 3: Select the photo to convert to anime in the folder on the device, then click **Open**.

- **Note:** You should choose a frontal photo with a clear face to create beautiful anime photos.




Step 4: Wait for the system to process a moment. Scroll down **the screen to see the results.**



Step 5: Click **Download** to save the photo to your device, select a folder to save the photo on the device. **Name the file** then click **Save** .



Let's take a look at some sample photos that Taimienphi has successfully converted into anime photos below.



By default, when converting a photo to an anime photo, it will be in the uncommon **JFIF** format. For ease of editing or posting on social networks, you can refer to how to **convert photos to JPG using the** convenient and powerful Format Factory previously introduced by Taimienphi.

In the article, Taimienphi has guided you through 5 steps to quickly convert photos into online anime photos. With this website, it only takes a few seconds to convert, but the images sometimes still have many errors, not satisfying professional users. However, if your purpose is to experiment for fun, this is a useful and effective tool. In addition, you can refer to the **Top Apps for taking** super beautiful selfie photos on phones here.

You finished reading the article "**How to convert photos into anime photos without software**" edited by the [TipsMake](#) team. We hope this article has provided you with many useful tech tips and tricks. You can search for similar articles on tips and guides. Thank you for reading and for following us regularly.

