

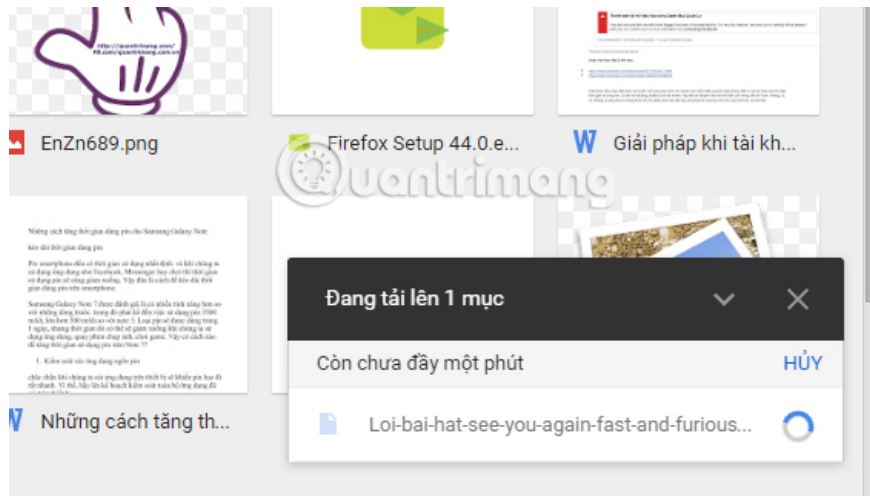
# How to convert PDF to Word right on Google Docs

Google Docs is now considered to be the most effective online document editing and editing application. In addition, we can also edit PDF files right on Google Docs with very simple operations.

Supporting users to create, edit online text content, Google Docs is now a user-selected text editor application. We can save the content on Google Docs directly as soon as we enter text. Also, if you are working with PDF files, you can start editing right on Google Docs. This online tool will help you convert PDF files to Word documents so that you can proceed with custom editing.

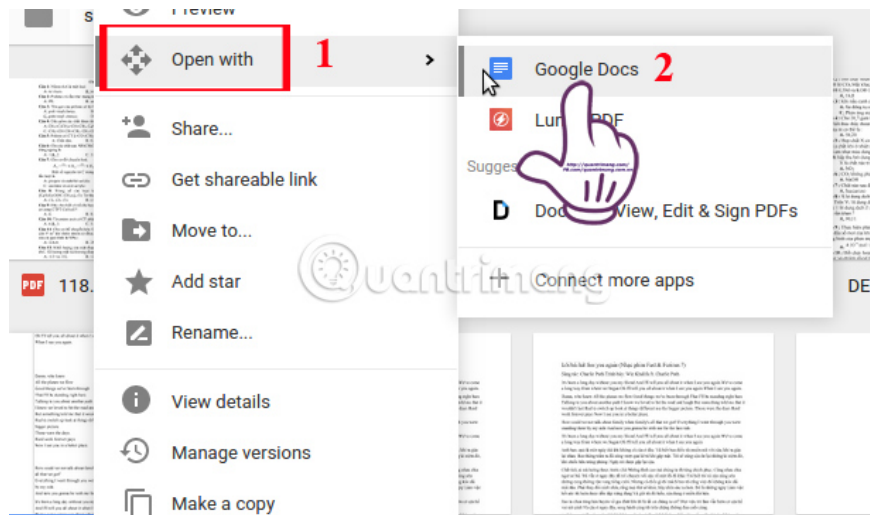
## Step 1:

Sign in to your Google Drive account. Then, **download the PDF file you want to edit to Google Drive .**



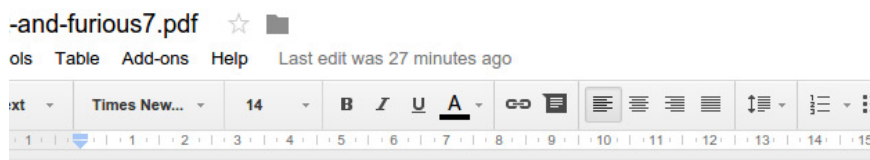
## Step 2:

After successfully downloading, right-click on the PDF file and select **Open With> Google Docs .**



### Step 3:

Soon, your PDF file has been converted to editable text right on Google Docs.



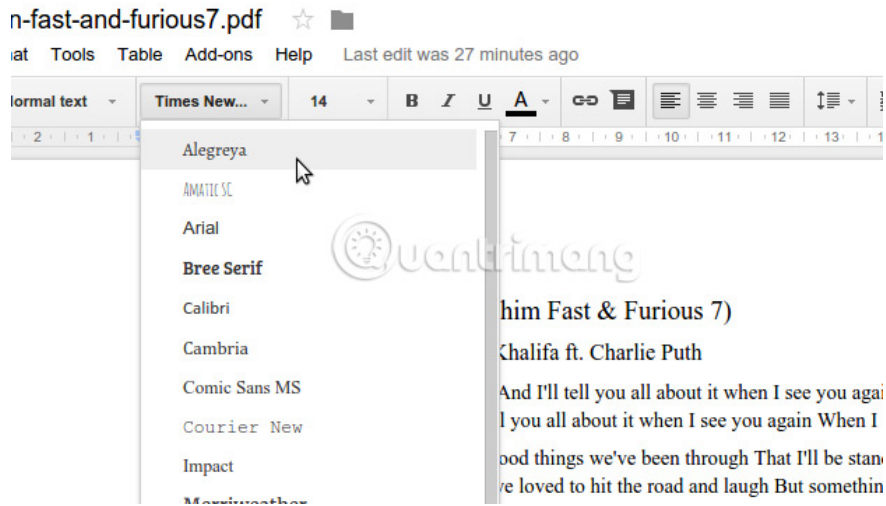
Lời bài hát See you again (Nhạc phim Fast & Furious 7)

Sáng tác: Charlie Puth Trình bày: Wiz Khalifa ft. Charlie Puth

It's been a long day without you my friend And I'll tell you all about it when I see you again We've a long way from where we began Oh I'll tell you all about it when I see you again When I see you:

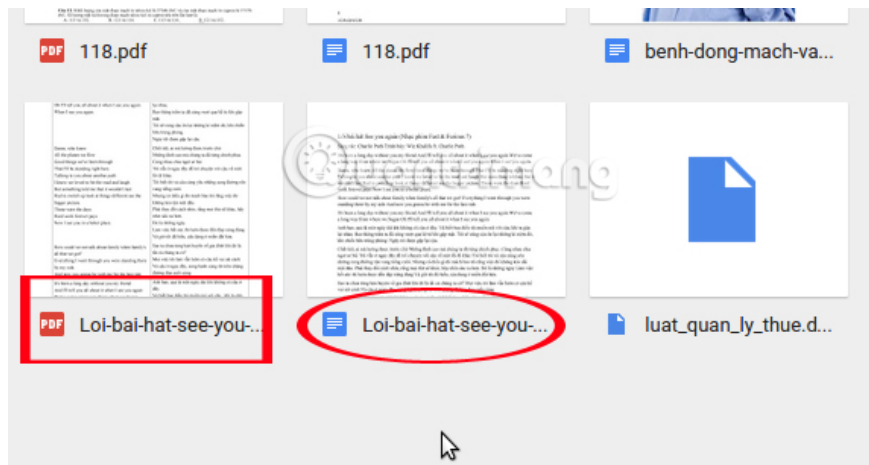
Damn, who knew All the planes we flew Good things we've been through That I'll be standing right Talking to you about another path I know we loved to hit the road and laugh But something told m

Here, we can proceed to edit any content you desire, such as inserting links, editing fonts, .



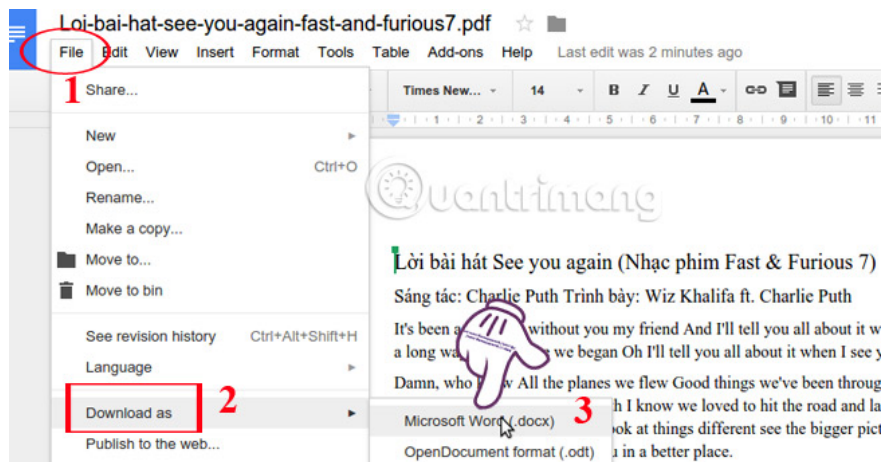
## Step 4:

The PDF file after being converted to Google Docs will be saved as a completely new file with the .pdf extension. But users can distinguish through separate icons in each file.

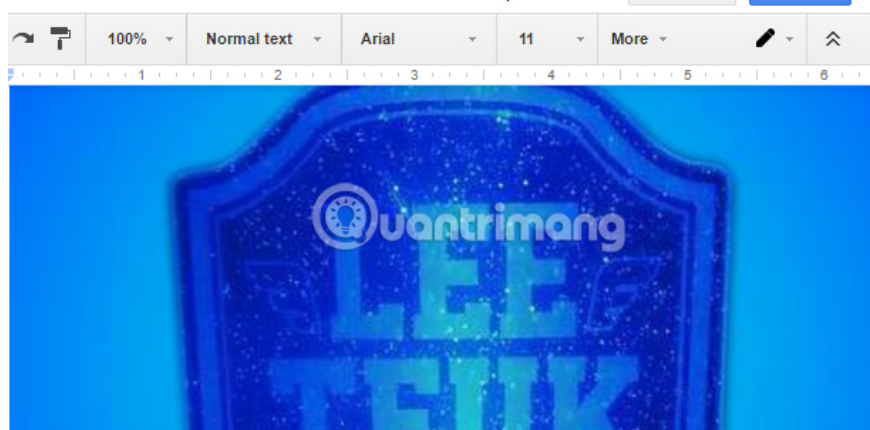


## Step 5:

Next, we can download the PDF file to the computer after editing it in the format of Microsoft Word. Open the PDF file on Google Docs, click the **File** option and select **Download as** and select **Microsoft Word**.



In addition, users can also edit images right on Google Docs with the same operation.



These are very simple operations, when you want to convert and edit PDF files right on Google Docs. With this way, we can easily change the content in the PDF file and then save them in different formats.

### Refer to the following articles:

1. How many of the best features have you missed on Google Docs?
1. Instructions for creating tables, deleting tables in Google Docs
1. Instructions for storing online data on Google Drive

**I wish you all success!**

You finished reading the article "**How to convert PDF to Word right on Google Docs**" edited by the [TipsMake](#) team. We hope this article has provided you with many useful tech tips and tricks. You can search for similar articles on tips and guides. Thank you for reading and for following us regularly.