

# How to convert Google Slides to PowerPoint

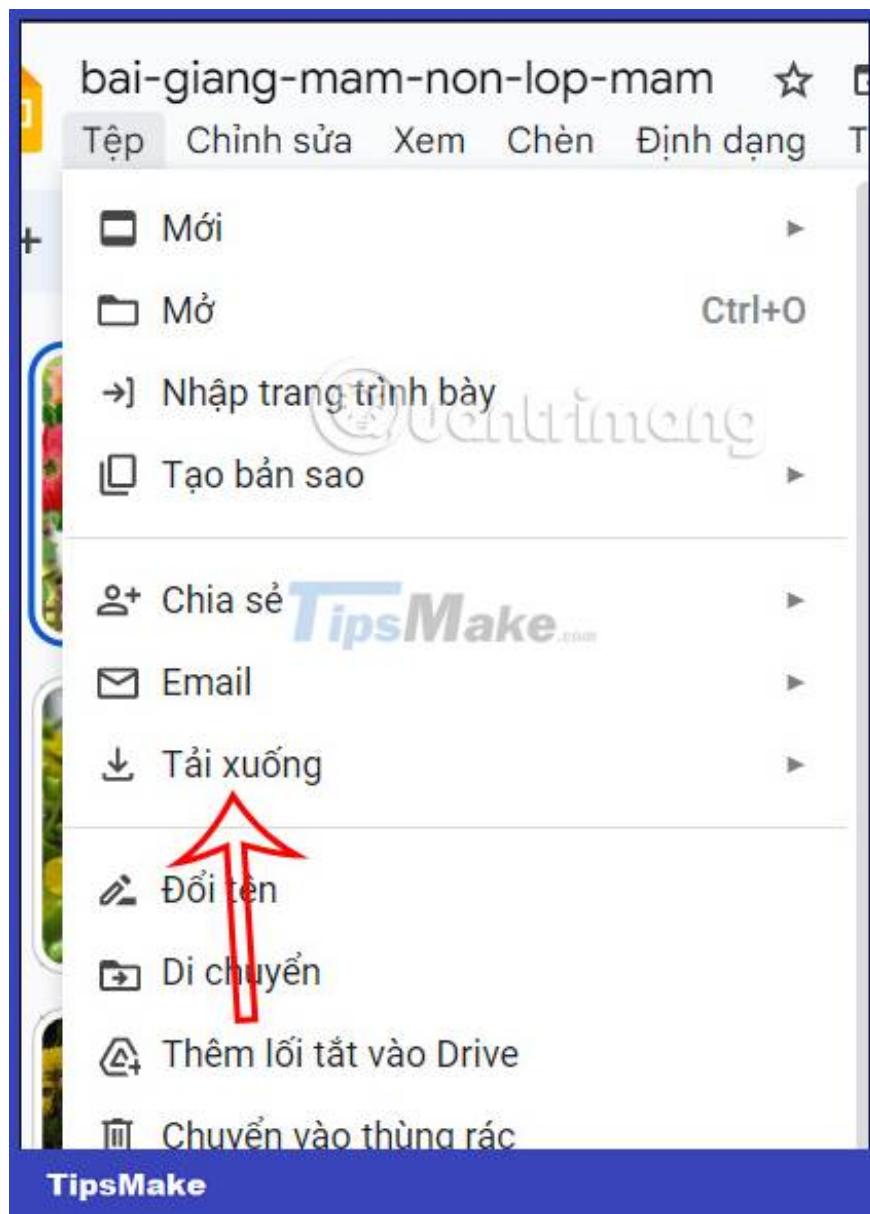
Google Slides and PowerPoint are both professional slide creation and presentation tools. And users can completely convert slides from PowerPoint to Google Slides or convert slides from Google Slides to PowerPoint to be able to use content slides quickly.

When you convert Google Slides to PowerPoint, there are many different and very simple ways to do it. All content in PowerPoint slides transferred from Google Slides is preserved in format. The following article will guide you to convert Google Slides to PowerPoint.

## Convert Google Slides slides to PowerPoint

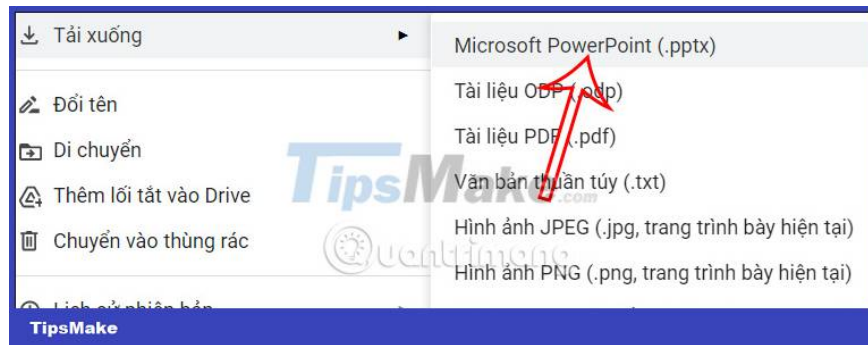
### Step 1:

First you open the slide on Google Slides you want to switch to PowerPoint as usual. At the interface, click on **File** and then select **Download** in the displayed list.



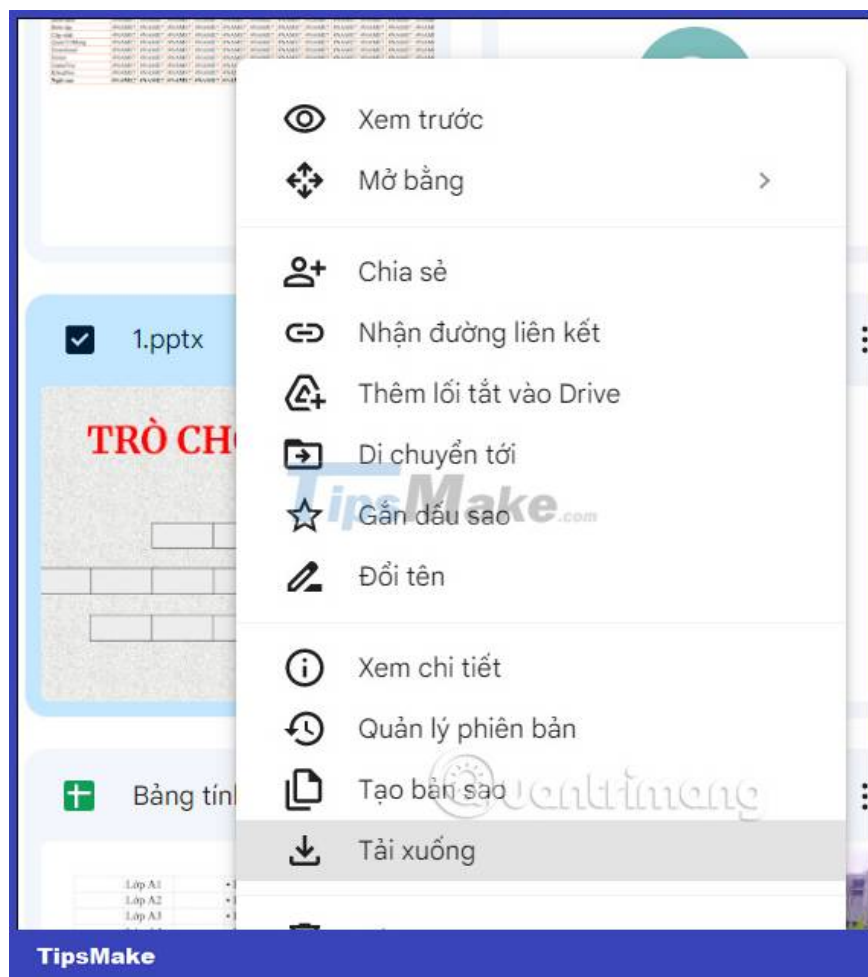
## Step 2:

Next, the user **selects Microsoft PowerPoint (.pptx)** to download the PowerPoint document. Immediately the document is downloaded to your computer and you open it with PowerPoint to view the content as usual.



## Convert Google Slides slides to PowerPoint on Google Drive

At the Google Drive containing the presentation slide, **right-click and select Download** . Immediately that Google Slides slide is downloaded to the computer with a PPTX file to open with PowerPoint on the computer.



## Convert Google Slides slides to PowerPoint on your phone

Step 1:

You open the Google Drive app to see all the data you've downloaded. Then also click on the Google Slides slide you want to convert to PowerPoint. Open the document and then click **the 3 dots icon** in the right corner.

16:03



← bai-giang-mar   



**TipsMake**

## Step 2

Next we click on **the Open with option** in the list displayed immediately afterwards.

16:09

71

1.pptx

☆ Thêm vào thư mục Có gắn dấu sao

☹ Cho phép sử dụng khi không có mạng

🔗 Sao chép đường liên kết

📄 Tạo bản sao

➔ Gửi bản sao

❖ Mở bằng

⬇ Tải xuống

✎ Đổi tên

📁 Thêm lối tắt vào Drive

➕ Di chuyển

ⓘ Chi tiết và hoạt động

🖨 In

📌 Thêm vào Màn hình chính

TipsMake

**Step 3:**

Now we will select the application to read PPT files on your phone if the user has installed, for example, Microsoft PowerPoint. So you can read the PowerPoint file on your phone from the file on Google Slides.

16:21



☰ Tìm trong Drive







Drive của tôi

Máy tính

1 Sửa đổi: 4 thg 10, 2021


1 Sửa đổi: 4 thg 1, 2022


**Mở bằng**

-  Đọc sách (Trình duyệt Mi)
-  Mi Presentation Viewer
-  PowerPoint
-  CloudConvert  
Mở trong trình duyệt web

HỦY

Sửa đổi: 8 thg 2, 2022

 10151715\_594957043933823\_183627...  
Sửa đổi: 7 thg 4, 2014

 20200508\_1537986\_mp3cut.net.m...  
Sửa đổi: 22 thg 9, 2020



You finished reading the article "**How to convert Google Slides to PowerPoint**" edited by the [TipsMake](#) team. We hope this article has provided you with many useful tech tips and tricks. You can search for similar articles on tips and guides. Thank you for reading and for following us regularly.

---