

How to control which apps can track location on Android

Apps on Android phones require location access to perform various functions, but that doesn't mean you have to sacrifice your privacy.


Android offers a number of options to control which apps can track your whereabouts. We will discuss them below!


How to see which apps have location access


Granting permissions to an Android app is simple and can sometimes be done quickly when using the app for the first time. Luckily, Android displays which apps can access your location data in a central menu in the Settings app. Here's how to access it:


1. **Open the Settings** app on your phone.
2. Scroll down to tap **Location** .
3. Select **App location permissions** to see a list of apps sorted based on their location permissions. In the "Not allowed" section, you'll see a list of apps that don't have access to location.


 Search settings


 **Sound & vibration**
Volume, haptics, Do Not Disturb


 **Display**
Dark theme, font size, brightness


 **Wallpaper & style**
Colors, themed icons, app grid


 **Accessibility**
Display, interaction, audio

 **Security & privacy**
App security, device lock, permissions

 **Location**
On - 7 apps have access to location

 **Safety & emergency**
Emergency SOS, medical info, alerts

 **Passwords & accounts**
Saved passwords, autofill, synced accounts

 **Digital Wellbeing & parental controls**
Screen time, app timers, bedtime schedules



Location

Use location



Recent access



Google
45 min. ago



Maps
92 min. ago



Camera
3 hr. ago



See all

App location permissions

7 of 27 apps have access to location


Location services



← Location





Allowed all the time

 Google
Last accessed 1:03 PM


Allowed only while in use


 Android Auto

 Camera
Last accessed 10:21 AM

 Chrome

 CyberGhost

 Maps
Last accessed 12:16 PM

 Xender

Ask every time

 Home

Not allowed

 Airbnb

How to change location permissions for Android apps

You can easily adjust the location settings for your app from the same **App location permissions** menu . Just select the app for which you want to change location permissions and choose one of the following options: **Allow all the time** , **Allow only while using the app** , **Ask every time** or **Don't allow** .



Location

Use location



Recent access



Google
45 min. ago



Maps
92 min. ago



Camera
3 hr. ago



See all

App location permissions

7 of 27 apps have access to location


Location services



← Location





Allowed all the time

 Google
Last accessed 1:03 PM


Allowed only while in use


 Android Auto

 Camera
Last accessed 10:21 AM

 Chrome

 CyberGhost

 Maps
Last accessed 12:16 PM

 Xender

Ask every time

 Home

Not allowed

 Airbnb



Location permission




Google

LOCATION ACCESS FOR THIS APP

- Allow all the time
- Allow only while using the app
- Ask every time
- Don't allow

Use precise location

When precise location is off, apps can access your approximate location



[See all Google permissions](#)

Note that the options available in the location permissions menu may vary for each app. When granting location permissions to an app, you can also turn on **the Use precise location** toggle if needed. This setting helps apps like Uber and Google Maps detect locations as accurately as possible.

How to check which apps have recently requested location information

In addition to seeing which apps have location permissions, Android also keeps a record of when apps access your location, along with other important permissions on your smartphone. You will need to use Android's Privacy Dashboard feature to view this content. Follow these steps:

1. **Open the Settings** app and go to **Security & privacy** .
2. Click **Privacy** and select **Privacy Dashboard** from the drop-down menu.
3. On the next page, select **Location** to go to the **Location usage** page .

← Security & privacy

For apps that you haven't used in a while, permissions and temporary files were removed and notifications were stopped.

[Review apps](#)

Settings



App security

Play Protect scanned at 9:17 AM



Device lock

Screen lock, Fingerprint Unlock



Google Security Checkup

Recommended actions found



Find My Device

On



Updates

Device is up to date





Privacy


Dashboard, permissions, controls



← Security & privacy

 **Device lock** 
Screen lock, Fingerprint Unlock

 **Google Security Checkup**
Recommended actions found

 **Find My Device**
On

 **Updates** 
Device is up to date

Privacy 

Privacy dashboard
Show which apps recently used permissions

Permission manager
Control app access to your data

Privacy controls
Control device access to microphone, camera, and more

[More settings](#)

[More security settings](#)



Location usage

Timeline of when apps used your Location in the past 24 hours

Today

2:16 PM  Google



1:03 PM  Google



12:16 PM  Maps



10:21 AM  Camera




9:15 AM  Google



7:03 AM  Camera



 [Manage permission](#)

6:27 AM  Camera

On the next page, you'll see a 24-hour timeline showing which apps have recently accessed location data along with the exact time they did so. By default, Android doesn't show location usage by apps and system services. To bring them to the timeline, tap the three-dot menu in the upper right corner and select **Show system** .

You can also quickly see which apps have recently accessed your location data by going to **Settings > Location**

If you don't find the Privacy Dashboard feature on your Android device, you can use a dedicated app to manage Android app permissions, providing a similar experience.

Managing location permissions on Android isn't too complicated. Following the steps above will help you restrict third-party apps' location access and take back control of your privacy.

You finished reading the article "**How to control which apps can track location on Android**" edited by the [TipsMake](#) team. We hope this article has provided you with many useful tech tips and tricks. You can search for similar articles on tips and guides. Thank you for reading and for following us regularly.