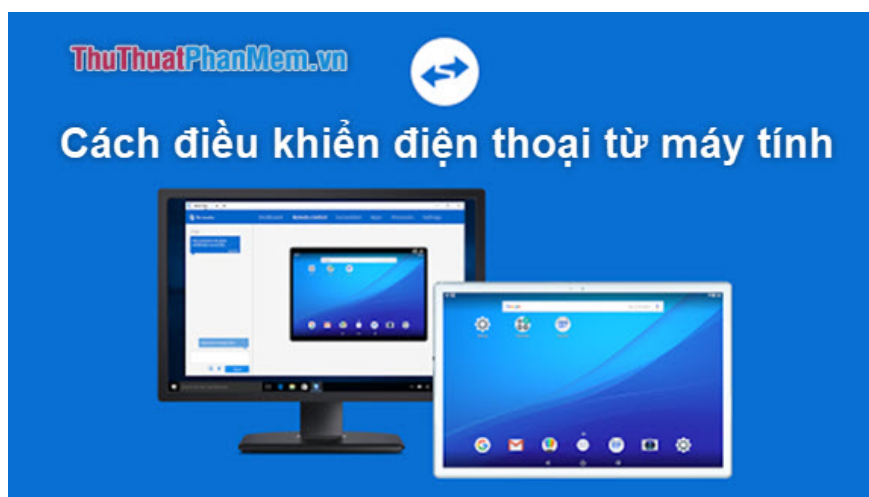


How to control the phone remotely by computer

How to control the phone remotely by computer. Connecting a computer to a phone now is no stranger to us. We can control the computer by phone, and conversely we can completely control the phone by m

Connecting a computer to a phone now is no stranger to us. We can control computers by phone, and conversely we can completely control the phone by computer. So today, let's TipsMake.com go find out how to perform offline.



The software that TipsMake.com introduces to you to perform the control of your phone with a computer is TeamViewer software - the software is no stranger to us when we want to control and transfer files remotely.

For computers, download the latest Teamviewer version at the software's homepage: <https://www.teamviewer.com/en/>

As for phones, you install the Teamviewer QuickSupport app:

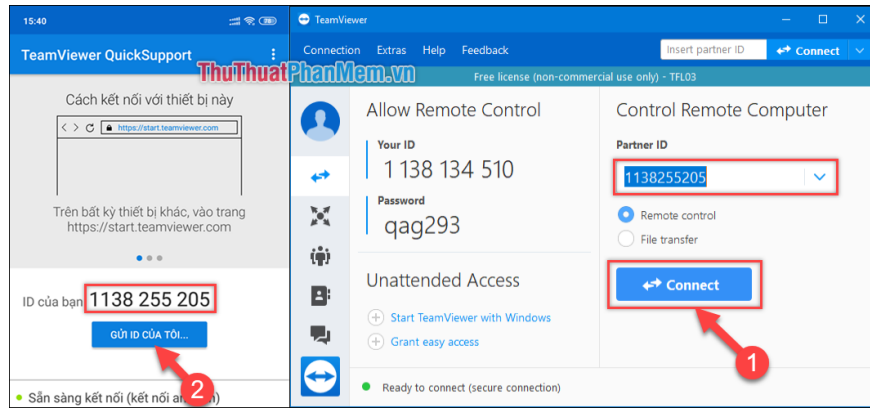
Android device link: <https://play.google.com/store/apps/details?id=com.teamviewer.quicksupport.market&hl=en>

IOS machine link: <https://itunes.apple.com/en/app/teamviewer-quicksupport/id661649585>

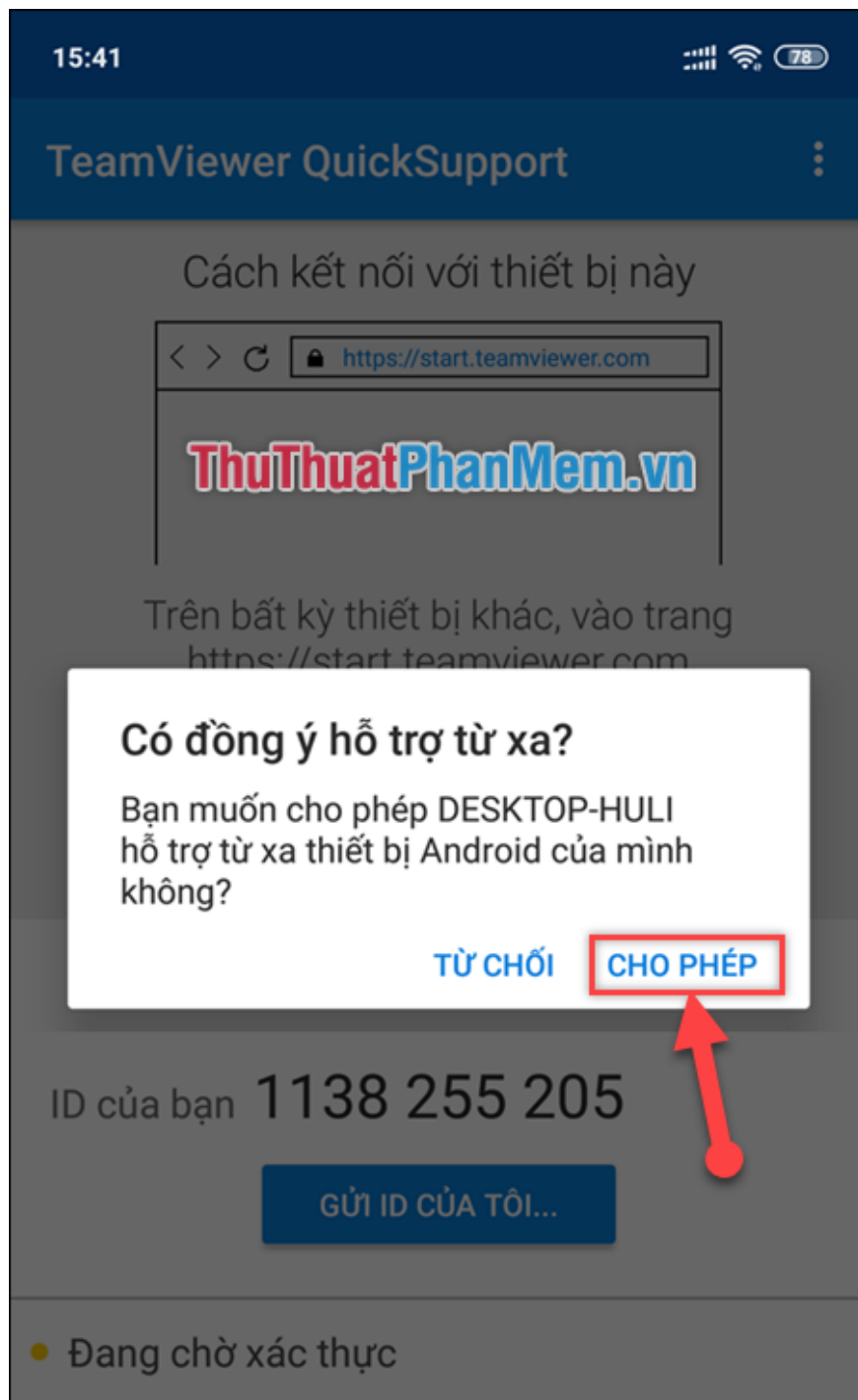
After downloading the software, both on your PC and phone. You turn on applications, software.

Here your phone will display Teamview ID, your job is to enter that ID address in the **Partner ID** section on the computer software. Then press **Connect** (1)

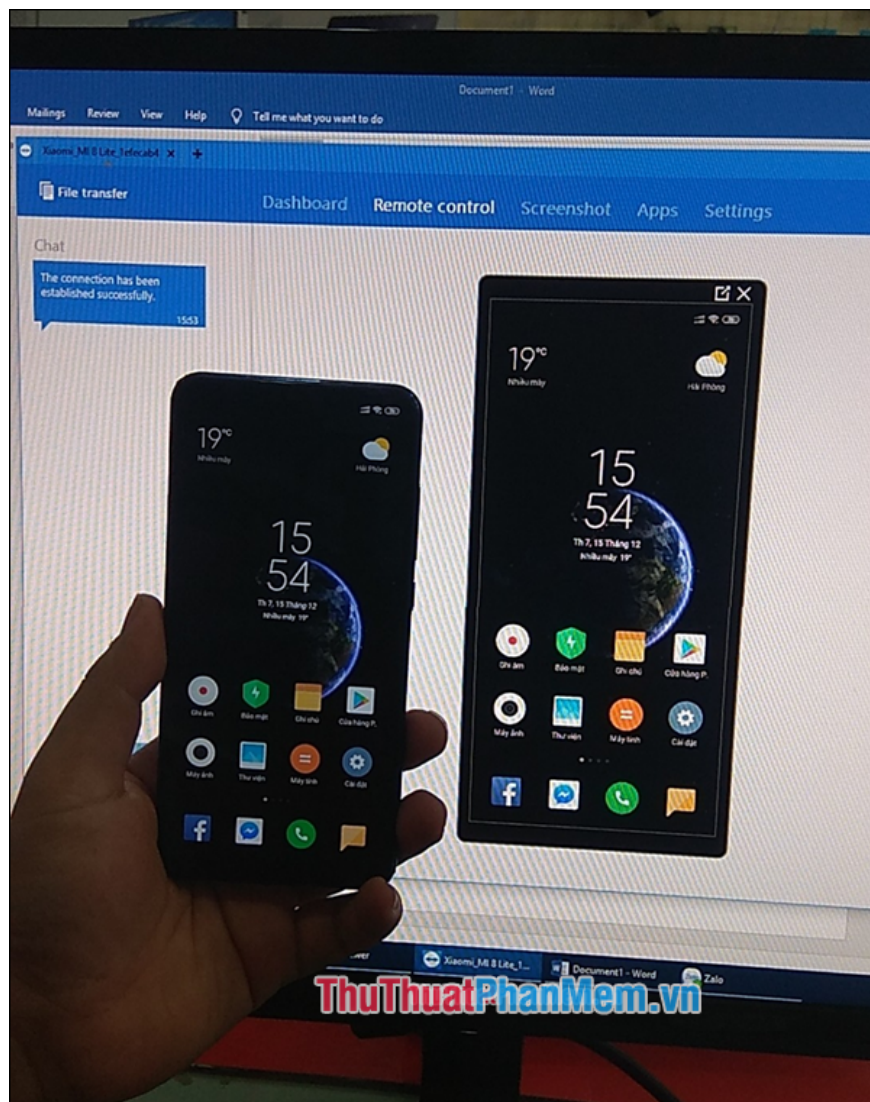
Also if you do not sit directly on the PC, or the computer you want to connect to the phone is not near you, you can choose to send your ID to them via Facebook, Messenger, Zalo, SMS .



Next, when you select **Connect** on your computer, the application on the phone will display a message, select **ALLOW**.



That's it! The process of connecting and controlling your phone from a computer is done.



I wish you successful implementation. Thank you for watching!

You finished reading the article "**How to control the phone remotely by computer**" edited by the [TipsMake](#) team. We hope this article has provided you with many useful tech tips and tricks. You can search for similar articles on tips and guides. Thank you for reading and for following us regularly.