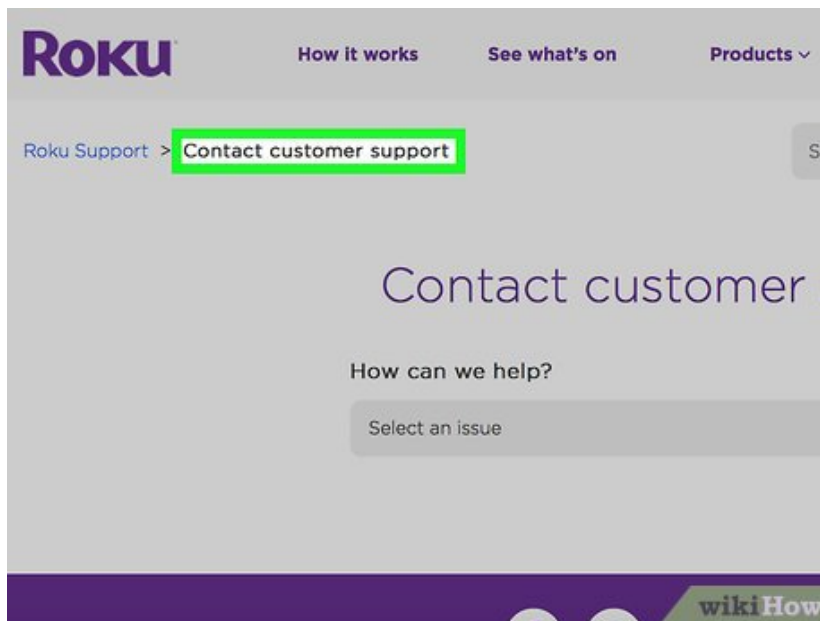


How to Contact Roku

Roku, a streaming player that connects with your TV, has an extensive support page set up if you ever have problems or questions. Your first stop if you have an issue should be the customer support site, but if you still need to contact a...

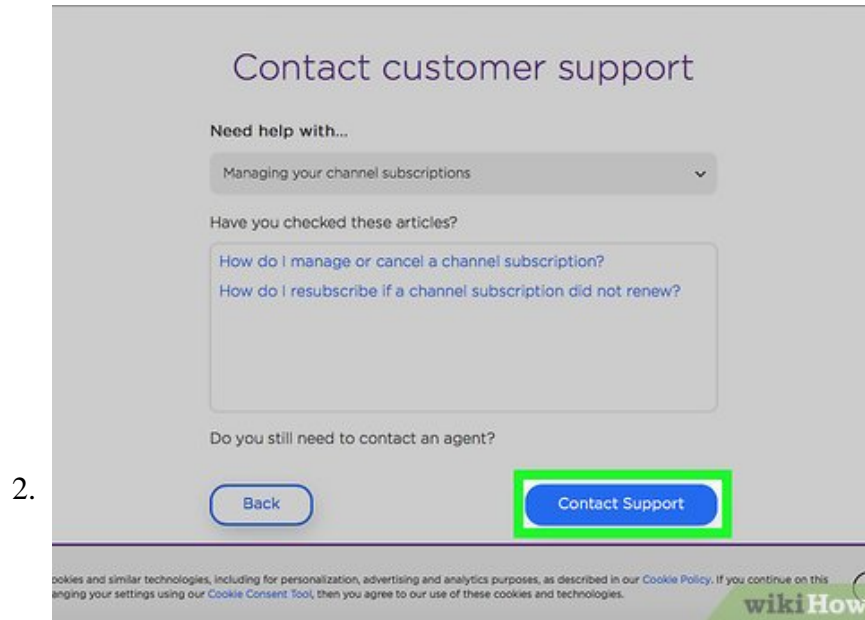
Method 1 of 2:

Getting Customer Service Help



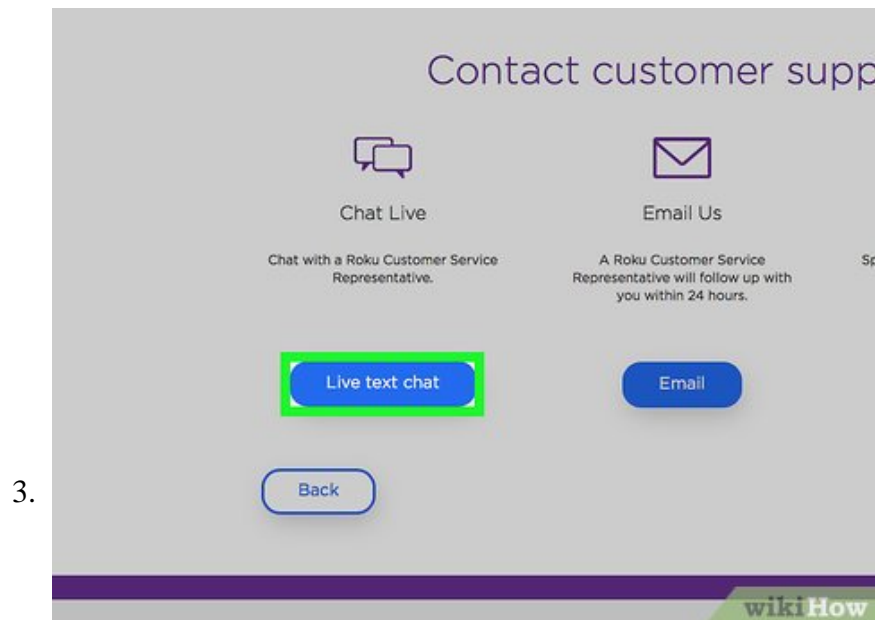
1.

Visit the Roku support page for customer service help. You can find the Roku customer support page at <https://support.roku.com/contactus>. Select an issue from the drop-down search bar and read the article that the help page leads you to to see if it can help you fix your issue.^[1]



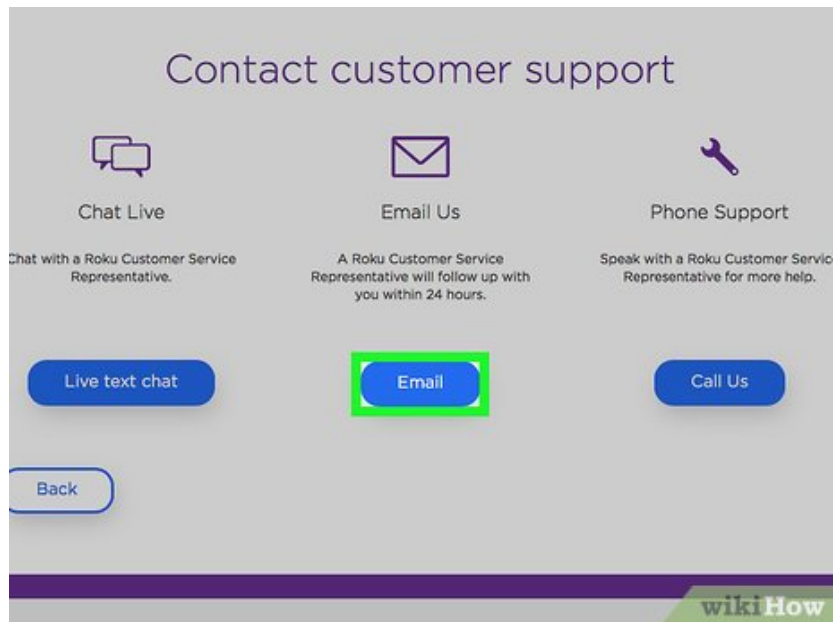
Click on 'Contact Support' if you still need help. If the articles about your topic didn't help and you'd still like to talk to a Roku representative, click on 'Contact Support' to talk to an agent.^[2]

1. This will take you to a page with three options of either online chatting, sending an email, or calling the Roku support people.



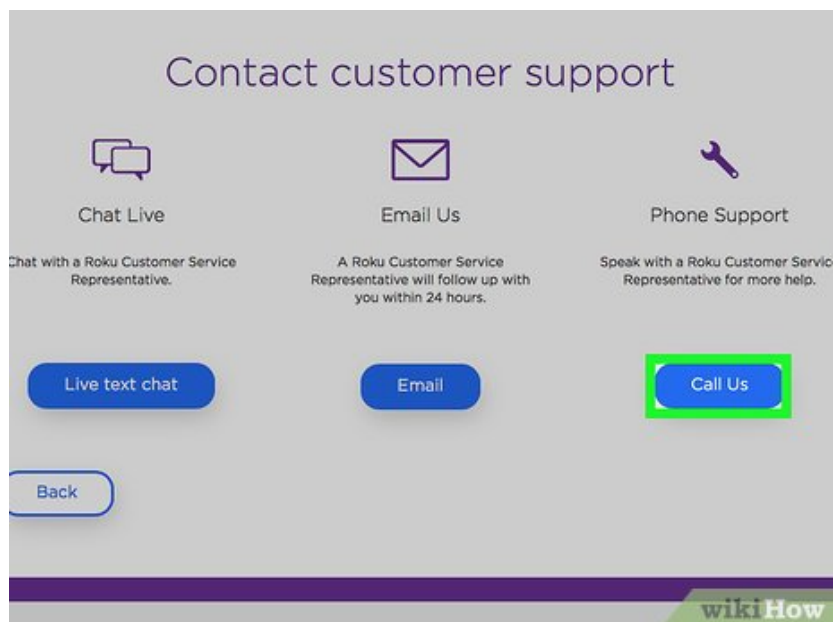
Start an online chat for immediate help. To start the chat, click on 'Live text chat' and type in your name, email, and phone number, along with the message you'd like to send to Roku customer support. Click 'Start Chatting' once your message is ready to be sent.^[3]

1. You can use the chat feature any time throughout the year.



4.

Click on the email option for a less-urgent problem or question. Click on 'Email' to begin filling out your contact information. Type in your name, email address, and phone number before filling in your question or description of the problem. Once you're finished, click 'Continue' to finish the emailing process.^[4]



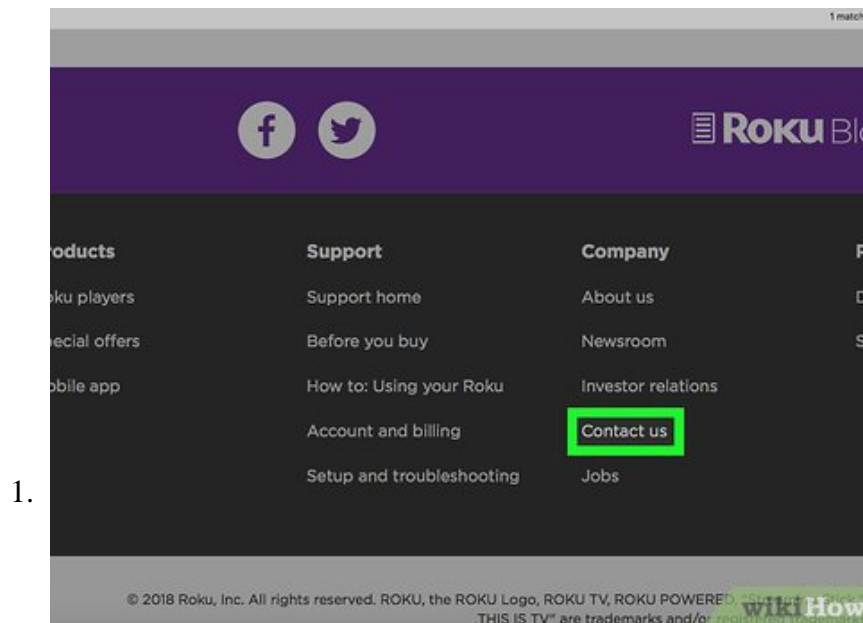
5.

Call Roku's customer service department for personalized help. The support number is 816-272-8106. While specific call times aren't listed, calling anytime during the day will likely enable you to speak with a representative.^[5]

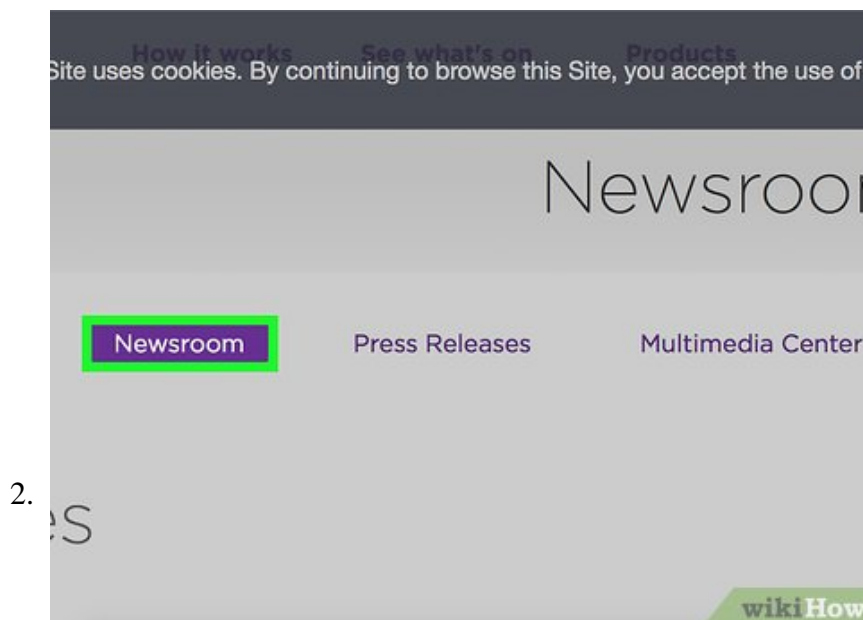
1. Be aware that you may be put on hold if you're calling during a particularly busy time.

Method 2 of 2:

Using Other Contact Options



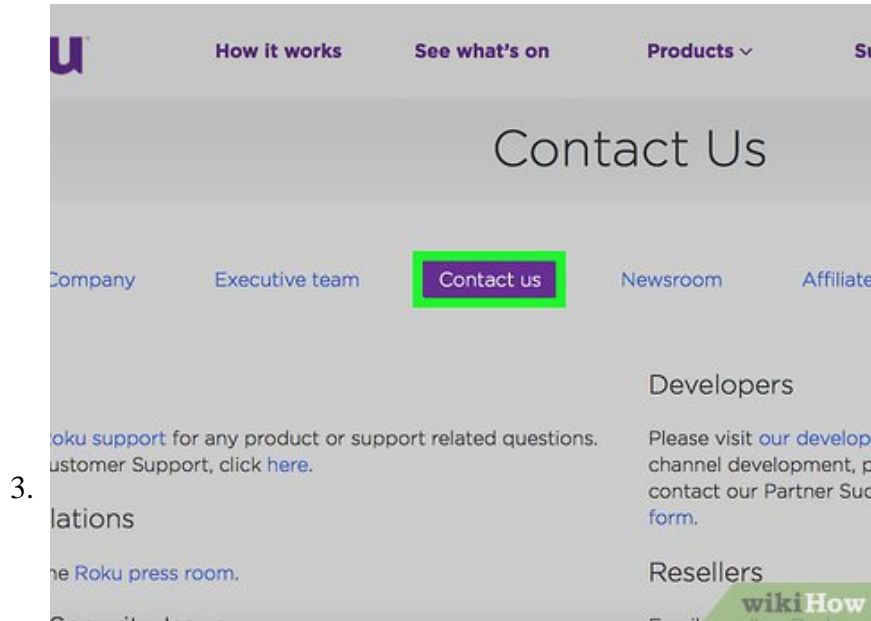
Contact advertising if you want to promote your brand to Roku users. You can visit Roku's advertising site at <https://www.roku.com/roku-advertising> for more information about advertising options. If you have questions or comments, you can send the advertising team an email at advertising@roku.com. [6]



Visit the Roku press room online for a list of media contacts. You can find the Roku press room at <http://newsroom.roku.com/>. While it has information about press releases and blog posts, it also has the contact information for Roku media contacts. [7]

1. The media contacts include names and email addresses for Consumer PR, Corporate Communications, Events, and International.

2. You may need to speak to a media contact if you're interested in interviewing a Roku representative, or if you have public relations-related questions.



Find other contact resources on the Roku contact page. You can find the site at <https://www.roku.com/about/contact>. If you have problems such as a security issue, concerns regarding accessibility, or have questions about development, this page will have the email address or pages you should visit.^[8]

1. This page also includes Roku's address and fax number.

You finished reading the article "**How to Contact Roku**" edited by the [TipsMake](#) team. We hope this article has provided you with many useful tech tips and tricks. You can search for similar articles on tips and guides. Thank you for reading and for following us regularly.