

How to connect Claude to work apps to get more done

Many people were skeptical of AI productivity claims, but connecting Claude to work apps has really changed the way people work.

Many people were skeptical of AI productivity claims, but connecting Claude to work apps has really changed the way people work. After integrating Claude with Google Drive , Gmail , Google Calendar, Asana, Notion , and Canva , many people's daily workflows have become more efficient and time-saving.

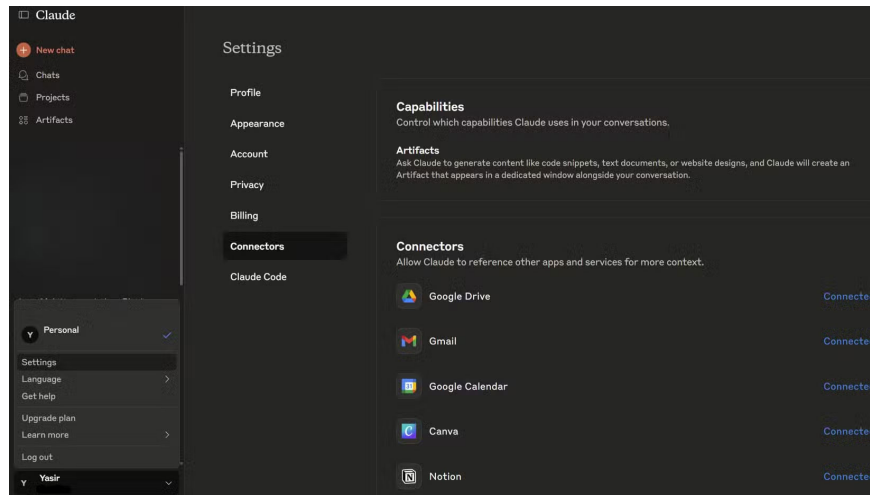
Claude works with more apps than you'd expect

Claude can connect to tools like Linear, Zapier, PayPal, Workato, and many more, making it one of the best AI chatbots for handling large conversations spanning multiple work contexts and data sources.

The technical setup varies by application, but most connections use OAuth authentication. This means that once linked, Claude can read, analyze, and process data across multiple platforms without having to constantly switch contexts, which can reduce productivity.

Here's how to connect the app to Claude:

1. Navigate to **Settings** in the Claude interface.
2. Select **Connectors** from the sidebar menu.
3. Scroll down and click **Browse Connectors** to see all available integrations.
4. Select the application you want to connect from the directory.
5. Choosing between the web and desktop extensions depends on your workflow needs.



Note : Desktop Connect requires downloading Claude Desktop to function properly. The web version handles most integrations, but some advanced features require the desktop application.

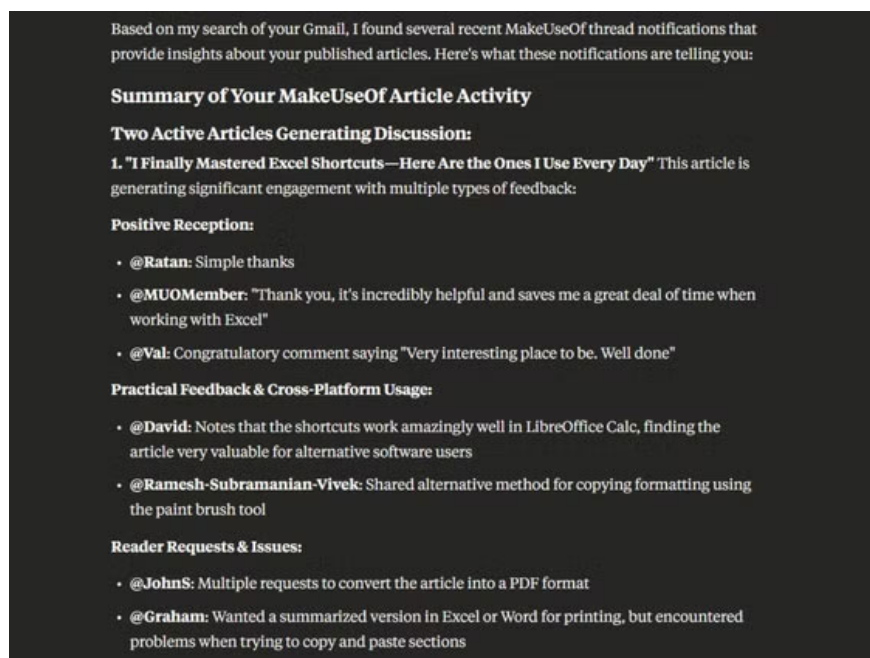
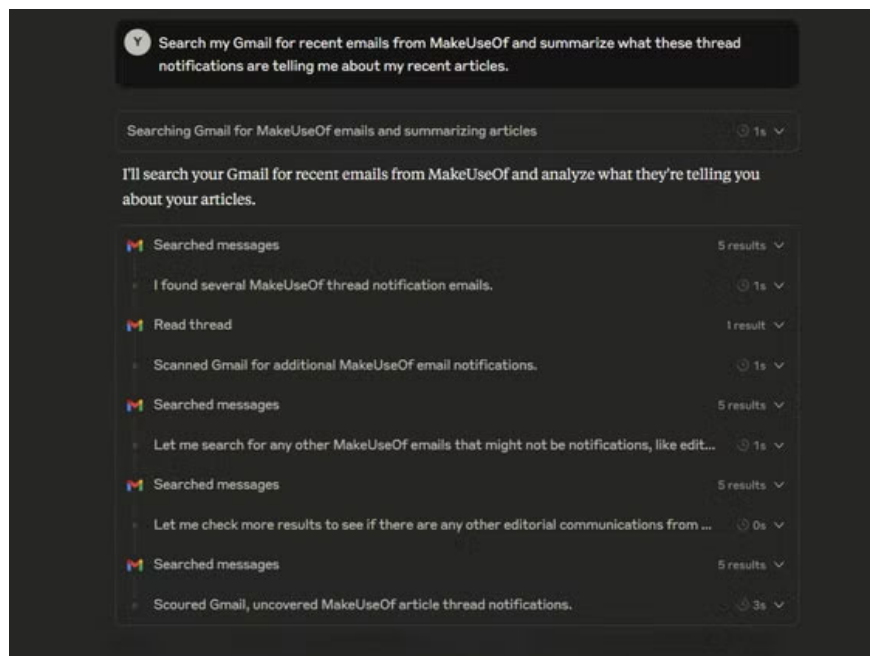
1. Download Claude (All Platforms)

To test it out, I asked Claude to check his calendar, find relevant documents in Drive, and update project status. That's when the tool went from being a useful tool to an essential part of the workflow.

Putting Claude at the center of Google Workspace

Google Workspace runs the entire business, so connecting Claude here will have the biggest impact.

For Gmail, Claude reads emails and understands the context and relationships between them. You can ask it to find all emails about a specific project from the past month, summarize long email threads, or compose responses that fit your writing style. The integration reads the thread history, so Claude knows what you're replying to without having to explain the context.



Document work in Google Drive has also changed. Claude can analyze spreadsheets and extract key points from long reports. When he needs to synthesize details from two different files, Claude takes the relevant data and creates a new document.

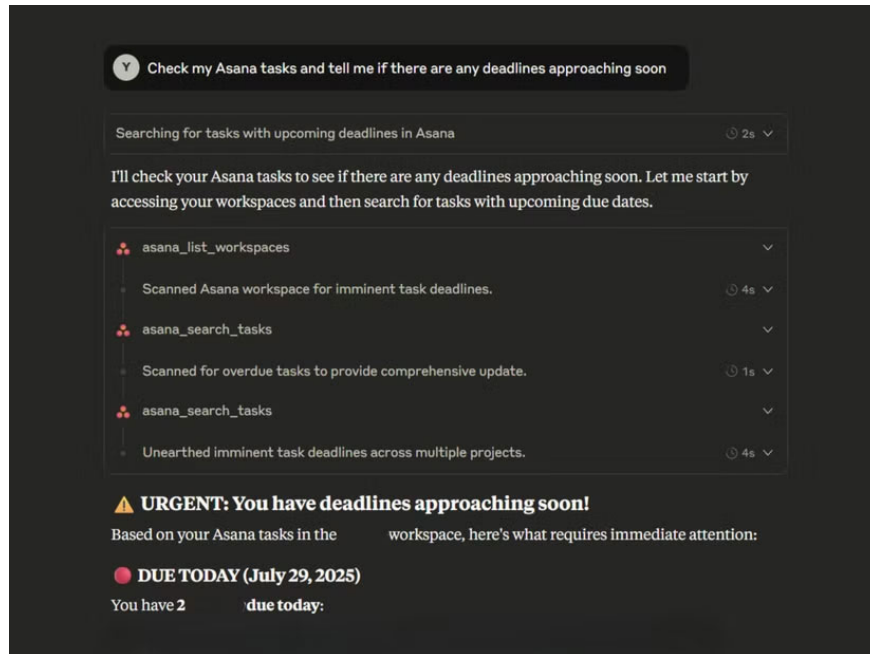
Additionally, Google Calendar integration helps with scheduling. Claude can check availability, suggest meeting times based on attendees' time zones, and even draft contextual meeting invites. It reads existing events to avoid conflicts, helping to avoid double bookings.

Claude can read email requests, check calendar availability, create meeting invites, and add relevant documents from Drive to the meeting agenda—all in one conversation.

Project management now works automatically

Connecting Claude to both Asana and Notion eliminated most of the manual project tracking work.

In Asana, Claude reads the project status of all active tasks and identifies bottlenecks before they become problems. When a project update is requested, it pulls task completion rates, identifies overdue items, and can even suggest prioritization adjustments. Asana's project tracking capabilities become much more powerful when Claude can automatically interpret patterns and dependencies.



You can now create tasks via chat. Just tell Claude about a new project request, and it will create properly structured tasks with due dates and add them to the right project board. It reads existing project templates to maintain consistency.

You can also integrate Notion, which makes it easier to manage your personal workflow. Many people spend almost all of their time in Notion, and Claude makes it easy. It can update project pages, create meeting notes with action items, and cross-reference information between different databases.

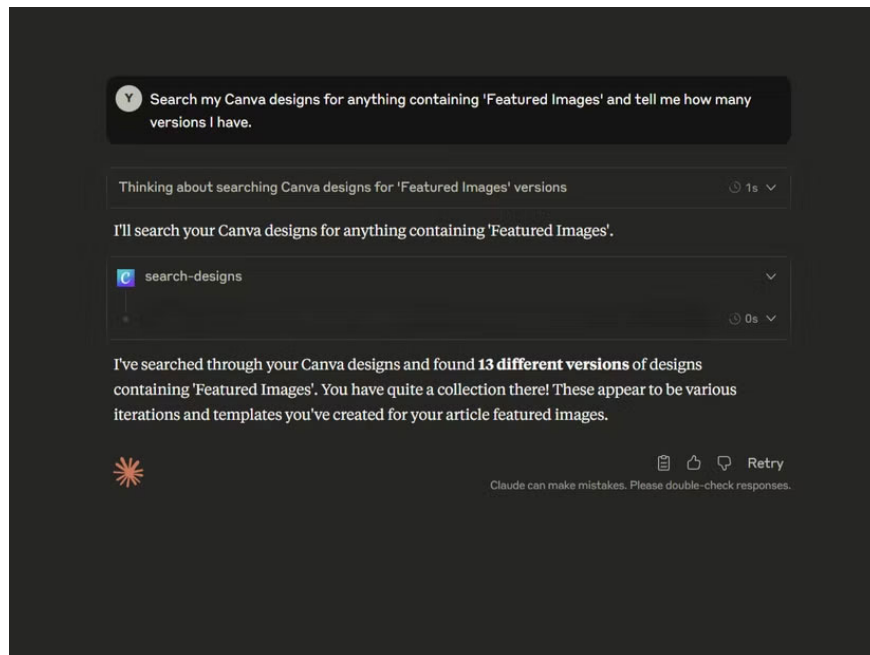
The magic of automation happens when both tools work together. Claude can create weekly progress reports by pulling data from both platforms and updating project progress based on actual completion rates.

So what used to require daily manual updates can now be done with simple questions. People often ask Claude to check on the status of a project and it provides detailed information without having to touch any app.

Canva integration simplifies the design process

Claude can search the entire Canva library for specific designs, templates, or brand assets. When he needs to find a presentation template he created a few months ago, Claude can instantly find it by searching by title or design content. This alone cuts his design time in half.

The Claude integration is also useful for project organization. Claude reads design folders, identifies duplicates, and can suggest better organizational structures based on project type and usage patterns.



Collaboration features also work with group projects. Additionally, Claude can track which designs need approval and identify pending comments.

Connecting Claude to work applications is helpful for handling day-to-day tasks. The integrations aren't perfect and occasionally cause bugs, but they do remove some manual work. If you're swamped with scattered tools (that Claude can connect to), this setup can be as productive as you'd like.

You finished reading the article "**How to connect Claude to work apps to get more done**" edited by the [TipsMake](#) team. We hope this article has provided you with many useful tech tips and tricks. You can search for similar articles on tips and guides. Thank you for reading and for following us regularly.