

How to Connect Android Device to Mac Computer

Installing the Android File Transfer app on your Mac will allow you to connect your Android device and transfer files. Once connected, you'll be able to browse for files on your Android device as you would any folder on your Mac. You can also transfer music from your iTunes library to your Android device.

Install Android File Transfer



Click the Safari icon on your Mac computer.



Visit <https://www.android.com/filetransfer/> on Safari. Enter <https://www.android.com/filetransfer/> in the address bar on your web browser and press ? Return.



Click the "Download Now" button.



Click on the androidfiletransfer.dmg file located in the Downloads folder.



Drag the Android File Transfer file and drop it into the Applications folder.

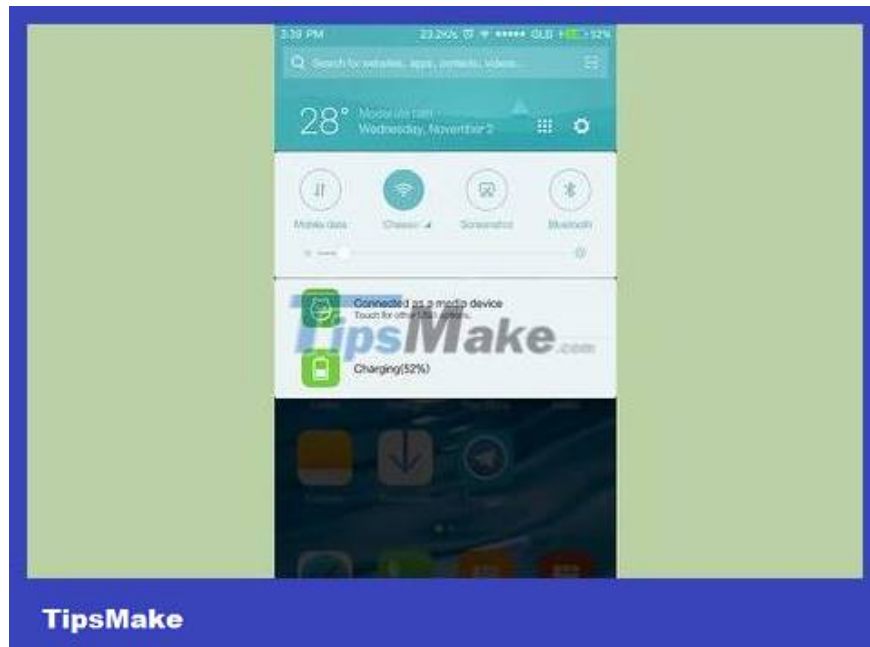
File transfer



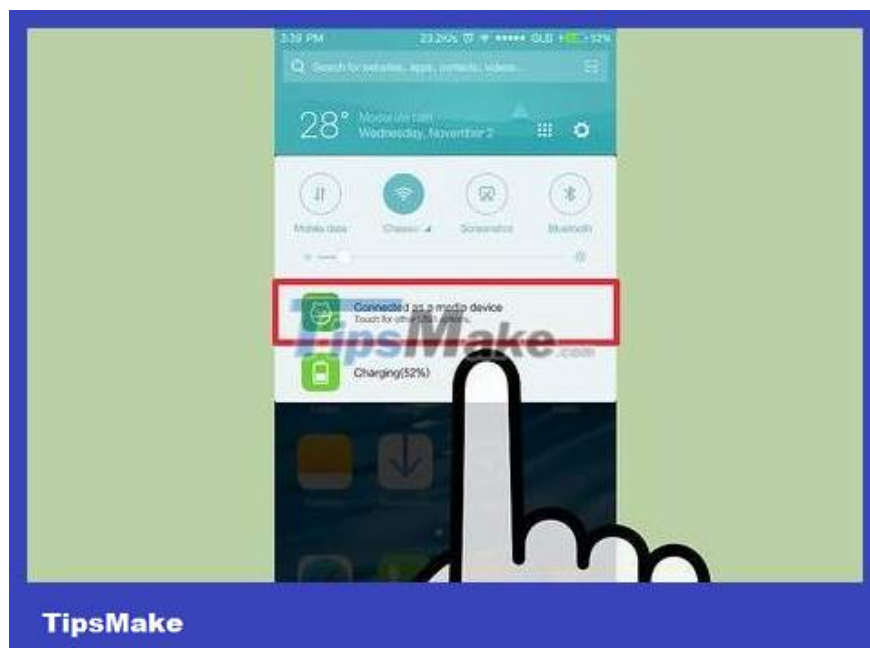
Connect your Android device to your Mac computer via USB cable.



Unlock Android device screen. You need to unlock the screen to access data.



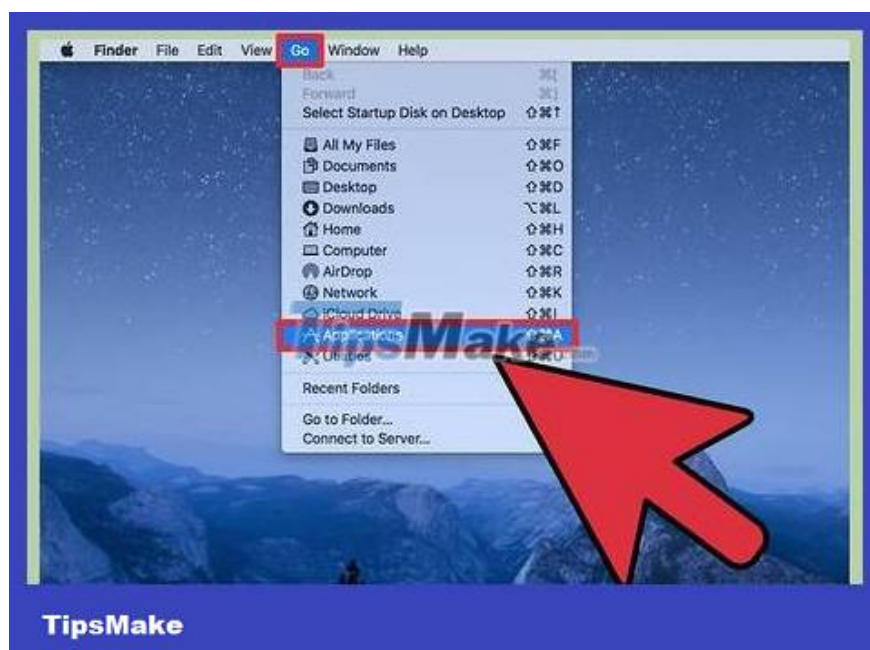
Swipe down on the screen to open the Android Notification Panel.



Click on the USB option located in the Notification Panel frame.



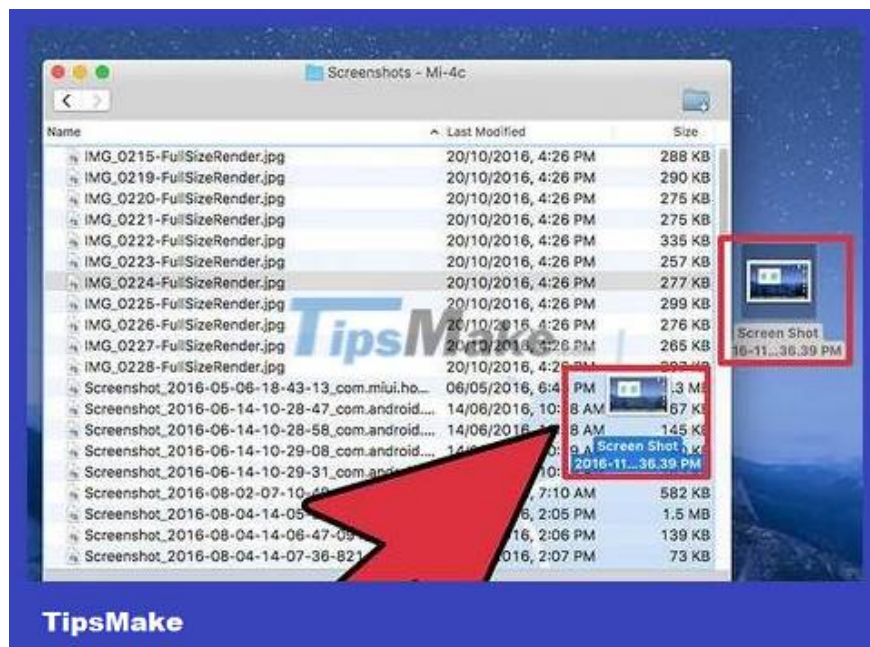
Tap "File transfer" or "MTP."



Click the Go menu and select "Applications."



Double-click "Android File Transfer." The application will automatically launch when you connect your Android device to your Mac computer.



Click and drag files to transfer. When the Android storage window appears, you can access and transfer files as you would any other folder on your computer. The file size limit when you transfer between your Android device and Mac computer is 4 GB.

Add iTunes music to Android device



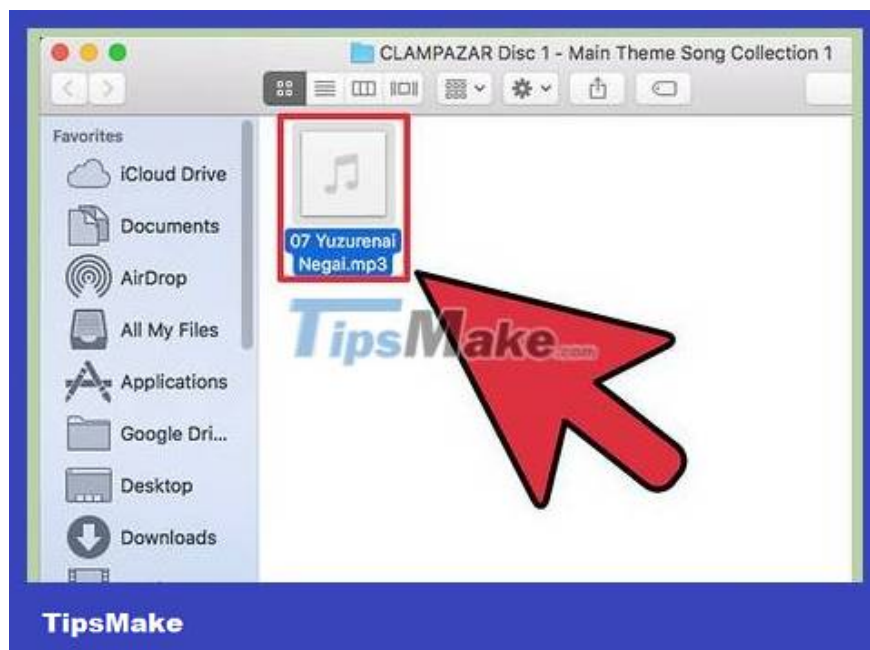
Click the iTunes icon on your Mac computer. Applications are usually located in the Dock.



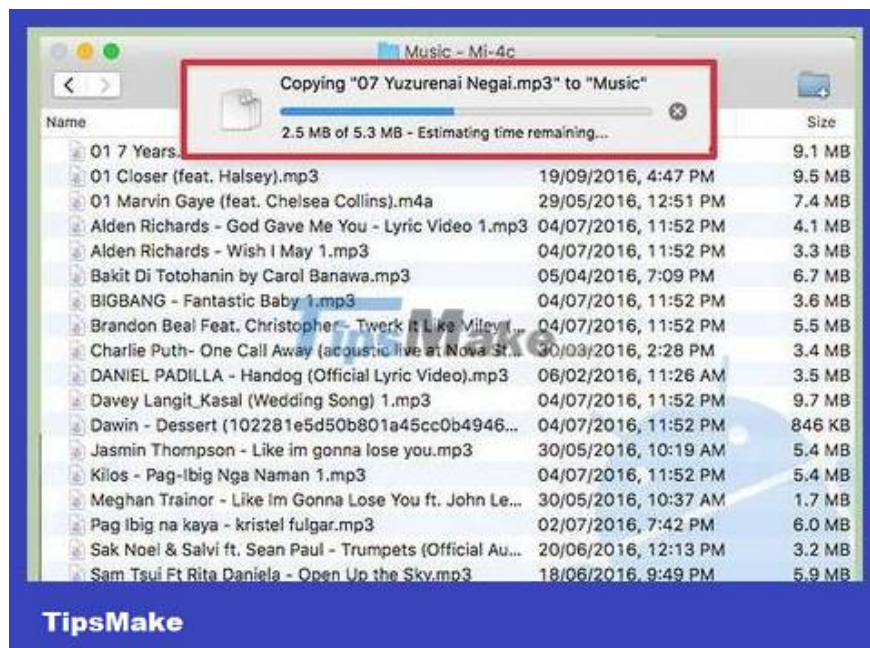
Right click on the song you want to copy. If you don't have a right mouse button, you can hold down the key `Ctrl` and click.



Select "Show in Finder".



Highlight all the music files you want to copy. You can select individual files or entire folders.



Wait for the file to be copied.



Disconnect the Android device.



Tap the music player app on your Android device. The app name will vary depending on your device.



Tap music to play.

You finished reading the article "**How to Connect Android Device to Mac Computer**" edited by the [TipsMake](#) team. We hope this article has provided you with many useful tech tips and tricks. You can search for similar articles on tips and guides. Thank you for reading and for following us regularly.