

# How to connect 2 AirPods to iPhone to share music

On iOS 13, users can connect two AirPods with iPhone to share music.

iOS 13 launches the technology world with many useful features for users. For example, with iOS 13 users can connect 2 AirPods to iPhone to share music, which previous iOS versions have not yet done. Users can use the iPad or iPhone, then pair and listen to audio on two different sets of AirPods. When successfully connected in the music player interface, the names of 2 AirPods devices are connected to share the audio. The following article will guide you how to connect 2 AirPods to iPhone / iPad.

1. How to connect iPhone to AirPods does not need to enter the Bluetooth menu
2. Tips to find the lost AirPods headphones again
3. How to adjust AirPods on iOS 11
4. How to add more gesture controls to AirPods

## Instructions for using 2 headphones AirPods on iPhone

### Step 1:

First you need to **connect the first AirPods** to the iPhone / iPad. Then we go to **Settings** and then click on **Bluetooth** .

2:23



Calendar



Clock



App Store



Phone



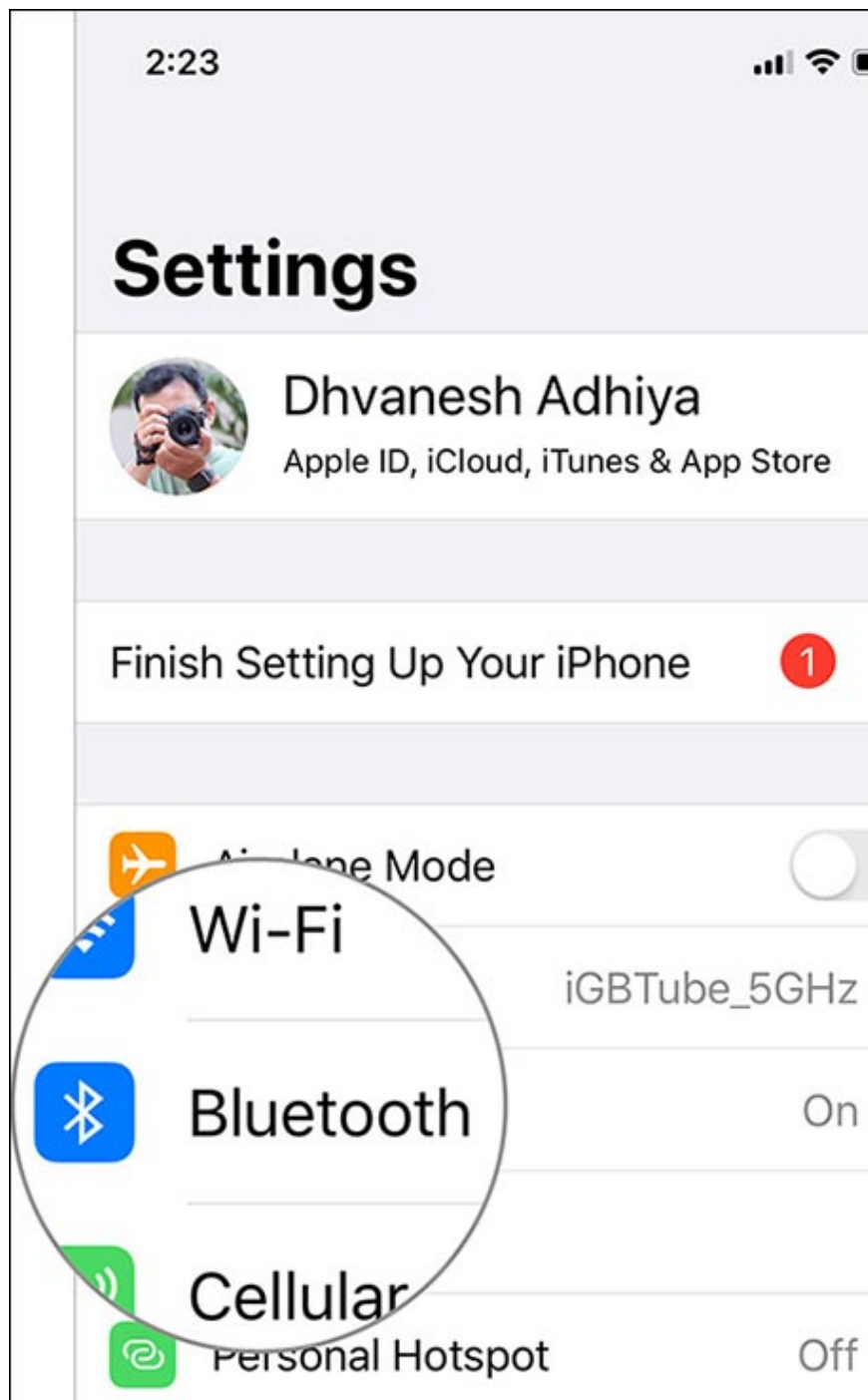
Settings



Messages



iGeeksBlog



**Step 2:**

At the **second AirPods** you **press and hold on the rear pairing button** of the charging box to conduct a search on the iPhone.



**Step 3:**

Go back to **the Bluetooth interface on the iPhone** and you'll see the **name of the second AirPods** showing the connection in the list. Click **on the name of the second AirPods** to make the connection.

2:04



< Settings

## Bluetooth

Bluetooth



Now discoverable as "iPhone".

### MY DEVICES

BLU-RAY HOME... Not Connected

CRETA Not Connected

Dhvanesh Adhiya'

Dhvanesh's Airf

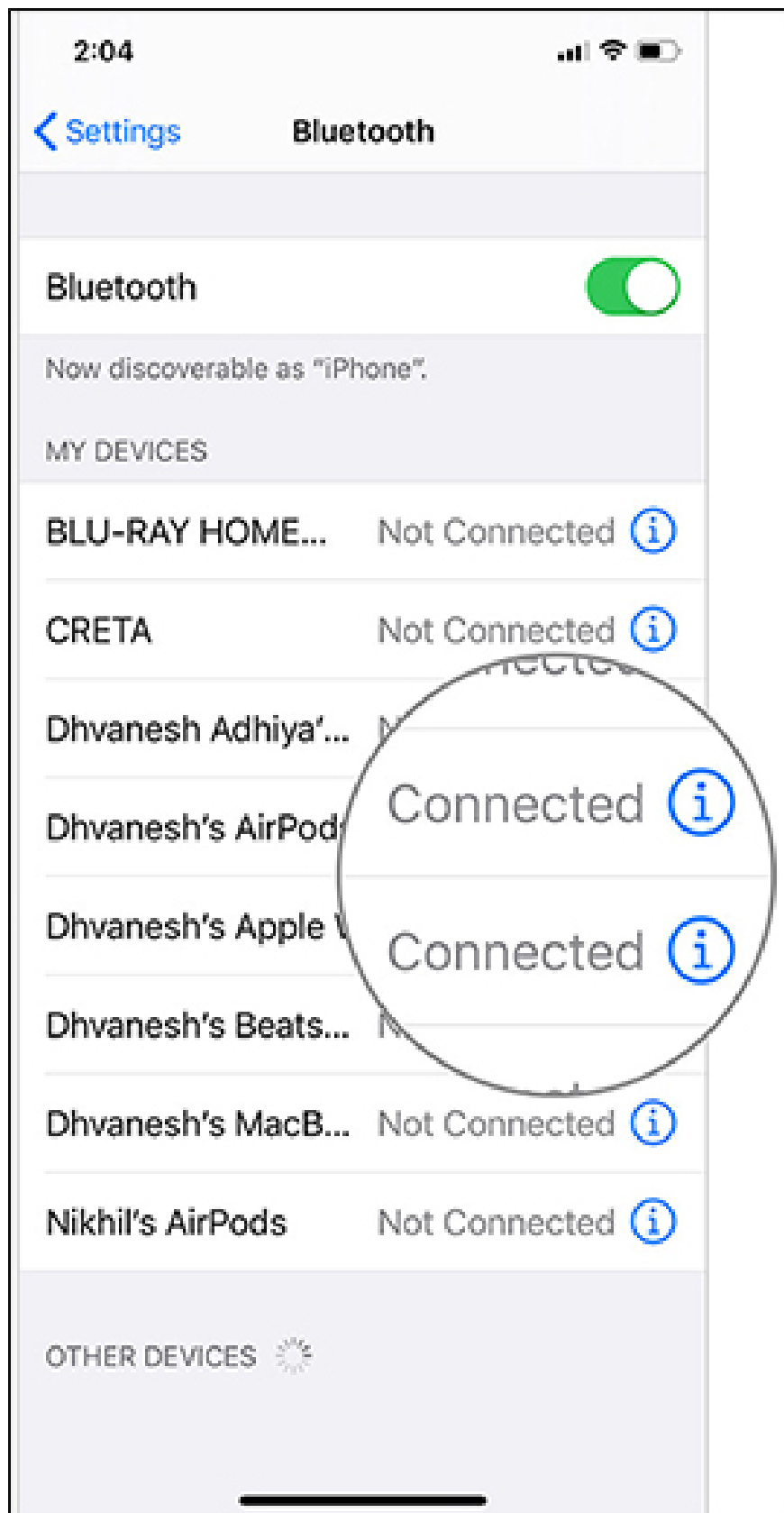
Nikhil's AirPods

Dhvanesh's Beats

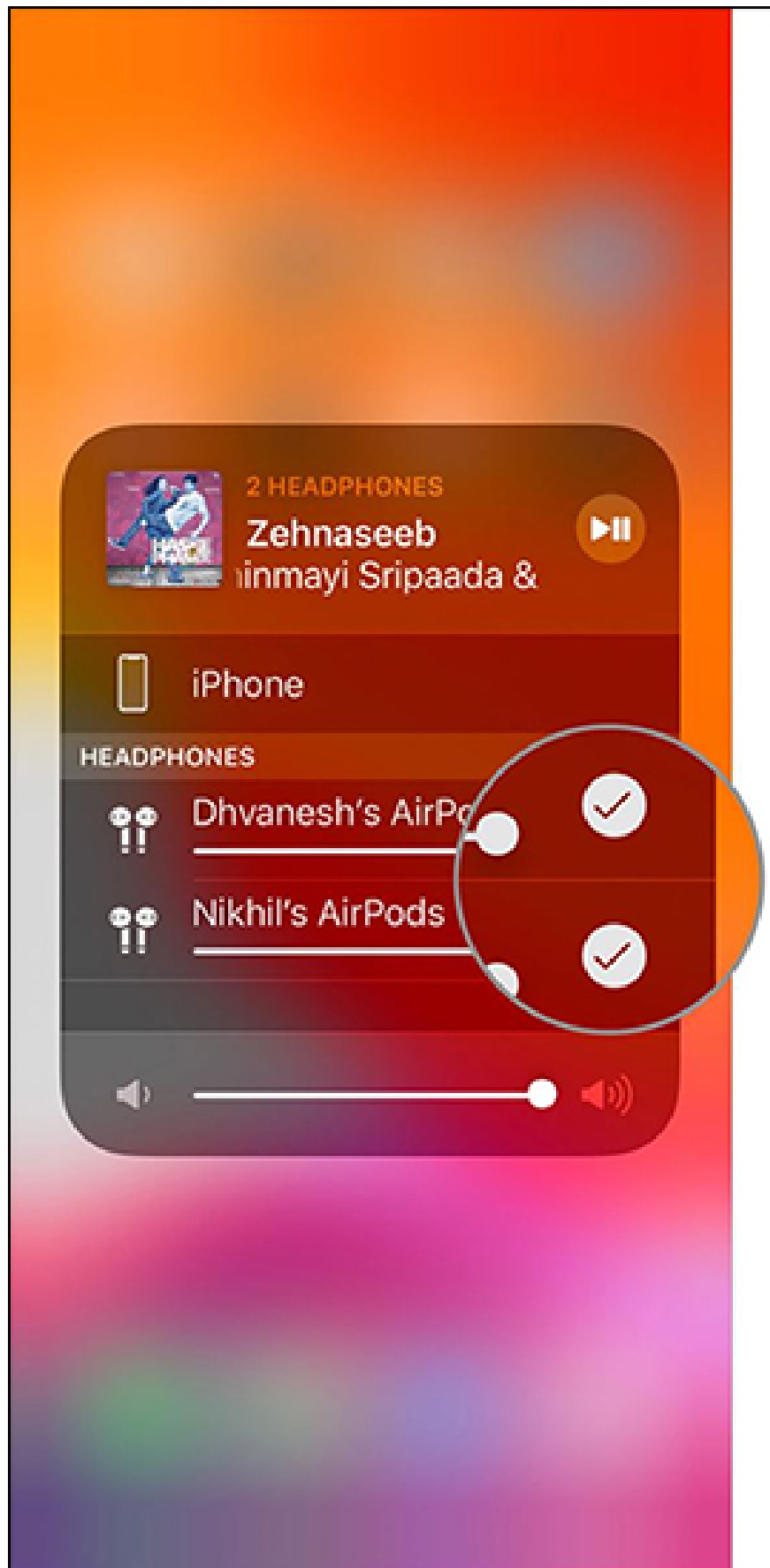
Dhvanesh's MacB... Not e...

Dhvanesh's Apple Wa... Connected

OTHER DEVICES



We have successfully connected 2 AirPods at the same time on iPhone / iPad. Open **the AirPlay menu** and you'll see **two sets of AirPods** connected to your iPhone or iPad. Both AirPods both play an open song from iPhone / iPad.



Thus, iPhone users can easily share audio with 2 sets of AirPods. This 2 AirPods pairing feature only applies to iPhone 8 and above and iPad Pro 12.9 second generation and above, iPad Pro 11, iPad Pro 10.5, iPad fifth generation, iPad Air third generation, iPad mini so fifth generation and iPod Touch seventh generation.

I wish you all success!

You finished reading the article "**How to connect 2 AirPods to iPhone to share music**" edited by the [TipsMake](#) team. We hope this article has provided you with many useful tech tips and tricks. You can search for similar articles on tips and guides. Thank you for reading and for following us regularly.