

How to compress video without software

Video Smaller reduces video size with up to 500MB video without software.

To send large videos over the network, users are forced to compress the capacity, or use some websites that support sending large files like Fsend, for example. Video Smaller is a website that reduces video size, allowing you to download videos up to 500MB for compression. The website supports MP4, AVI, MPEG, MOV video formats, popular video formats so users can easily upload files to reduce the video size. The following article will show you how to reduce the video size on Video Smaller.

1. How to send an email that exceeds the size limit?
2. How to use Firefox Send to share large files
3. 5 ways to reduce video capacity for iPhone
4. How to compress files on YouCompress online

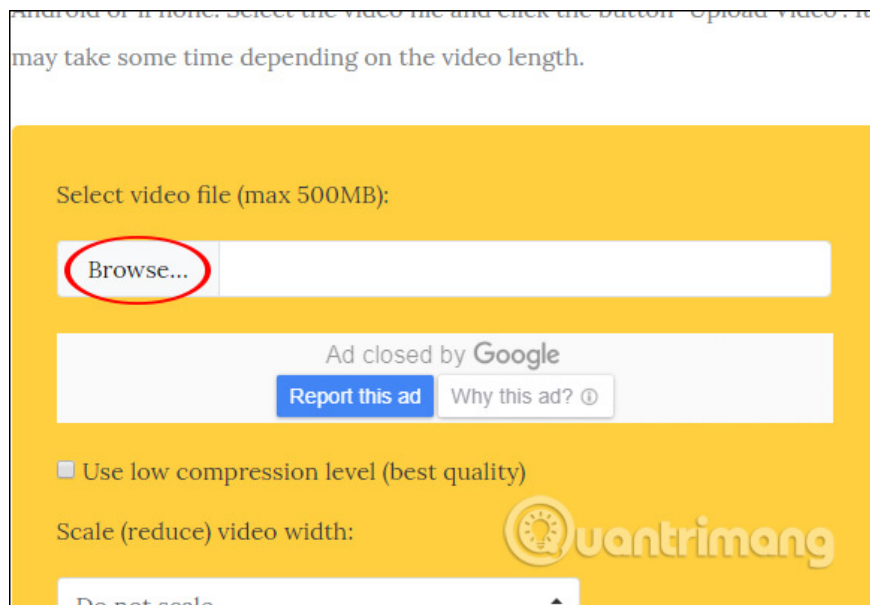
Instructions for reducing video size on Video Smaller

Step 1:

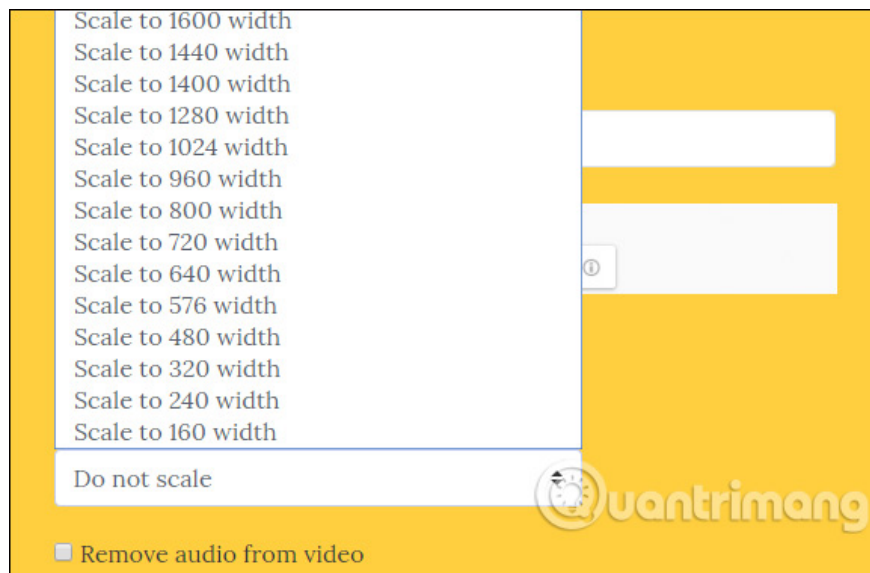
Users access the link below to enter Video Smaller homepage.

<http://www.videosmaller.com/>

At this interface, click **the Browse button** to download the video that needs to be reduced.

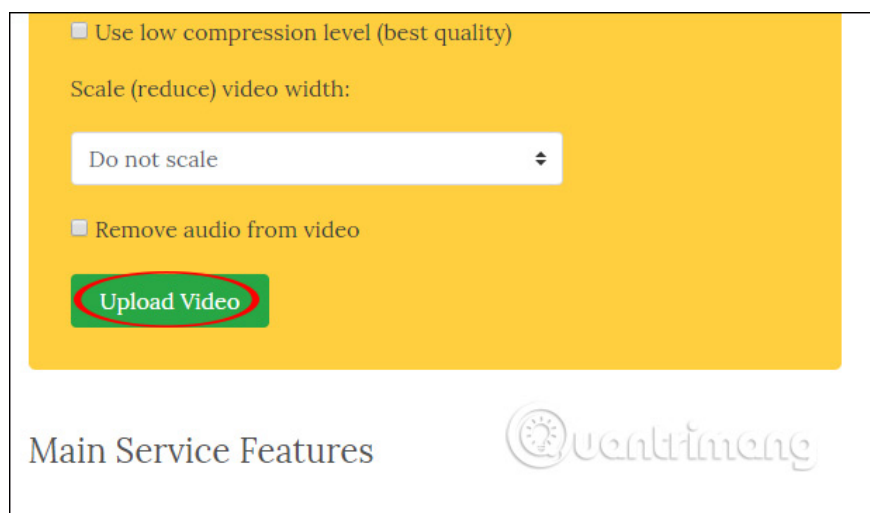


Also under Video Smaller, there is an option to adjust the video size in the **Scale (reduce) video with section** . In addition, if you need to remove the audio from the video, select **Remove audio from the video** .



Step 2:

After uploading the video to the Video Smaller home page and setting up some other options, click **Upload Video** to reduce the video size.

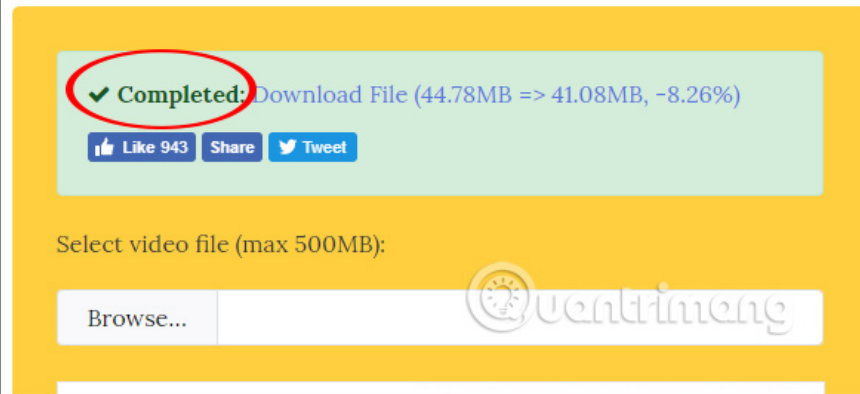


Step 3:

Video Smaller then proceeds to process and reduce the video size. The process of processing and compressing videos takes place quickly or slowly depending on the amount of video we upload.

When the process of compressing video successfully, users will receive a Complete notification with reduced video size. Click **Download File** to download the reduced size video to your computer.

Android or iPhone. Select the video file and click the button "Upload Video". It may take some time depending on the video length.



Video Smaller helps you to reduce video size quickly, support popular video formats today. Besides, the website also has the option to reduce the video frame size and remove the audio from the video.

I wish you all success!

You finished reading the article "**How to compress video without software**" edited by the [TipsMake](#) team. We hope this article has provided you with many useful tech tips and tricks. You can search for similar articles on tips and guides. Thank you for reading and for following us regularly.