

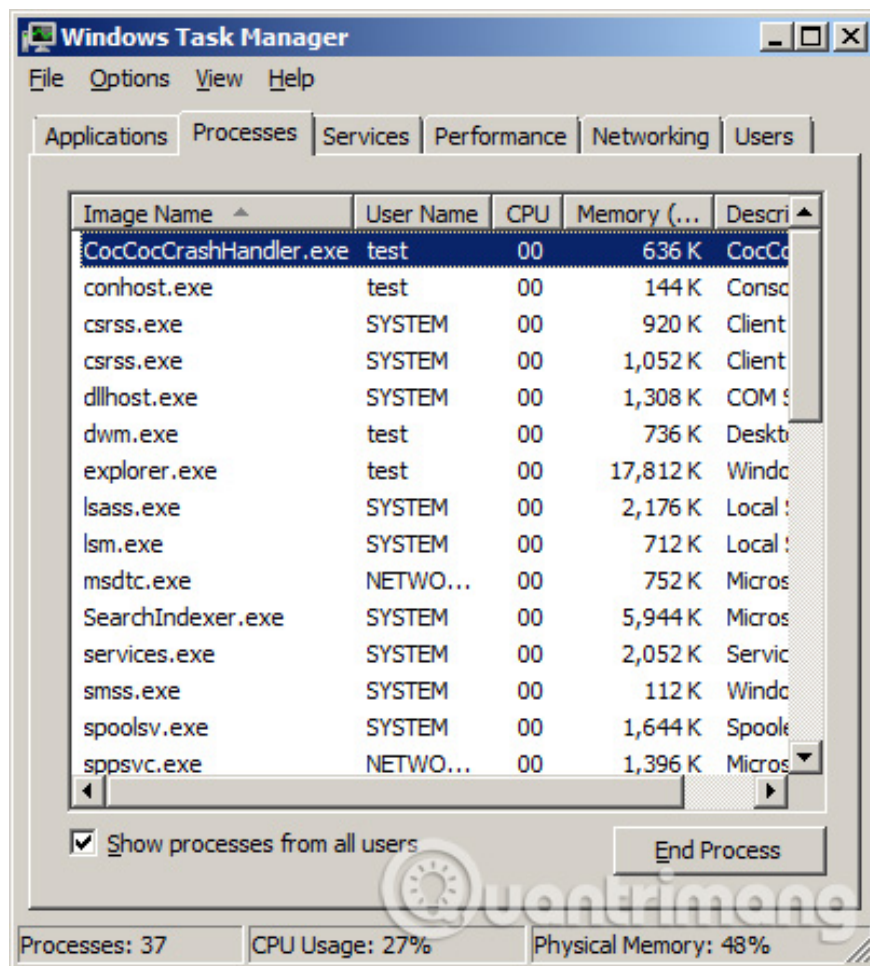
How to completely remove Coc Coc?

After downloading and installing Coc Coc to your computer, but for some reason you don't want to use Coc Coc anymore, what should you do? Of course, we have to remove it from the computer to free up memory and storage space. But how to completely remove Coc Coc from the computer, leaving no data?

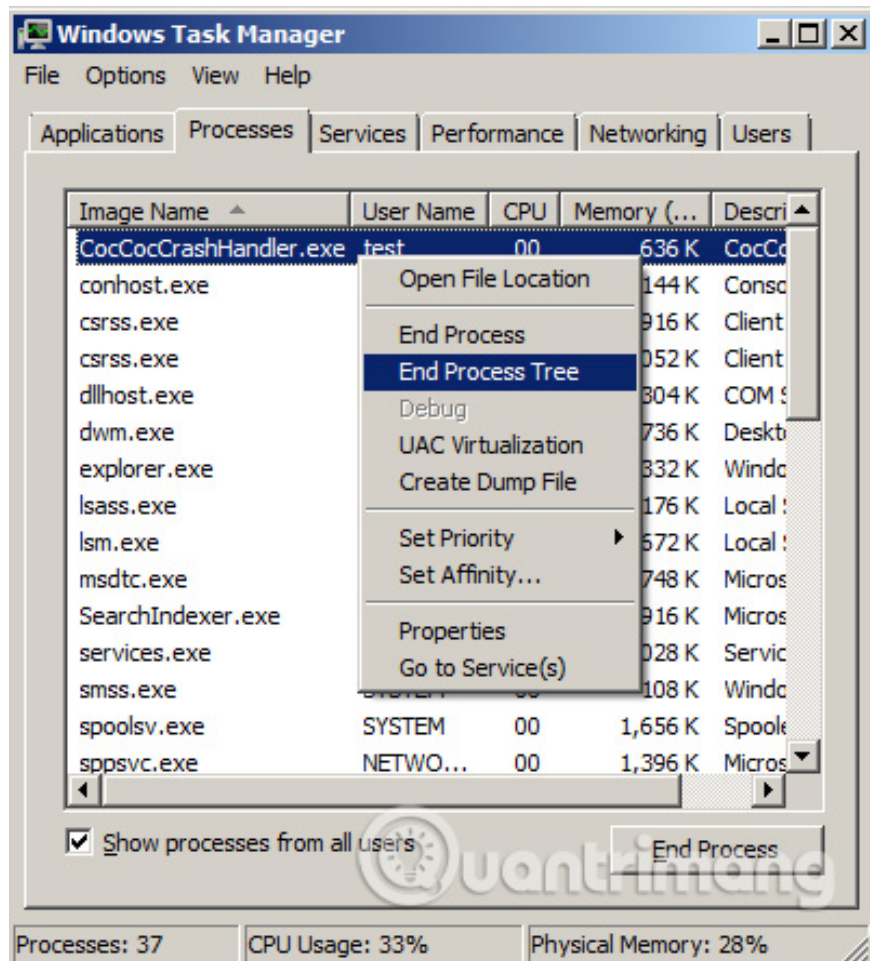
After downloading and installing Coc Coc to your computer, but for some reason you don't want to use Coc Coc anymore, what should you do? Of course, we have to remove it from the computer to free up memory and storage space. But how to completely remove Coc Coc from the computer, leaving no data? In the article below, TipsMake.com will guide you how to do this in a simple method.

1. Remove in Control Panel:

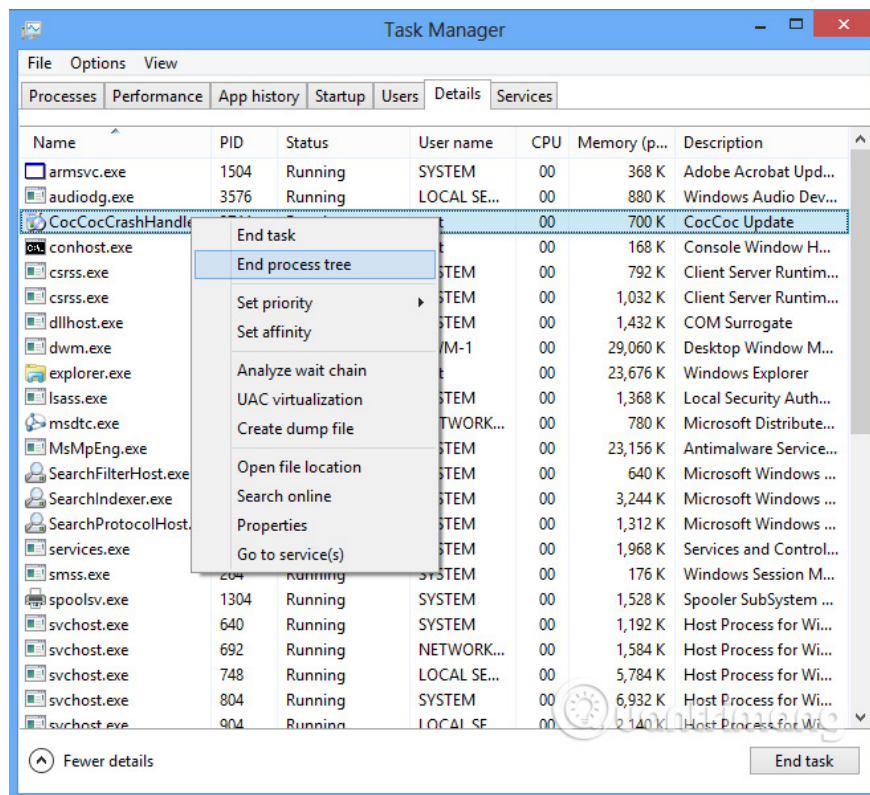
For Coc Coc users, you should note that when this browser has automatically added some processes running in the background (open Task Manager to see):



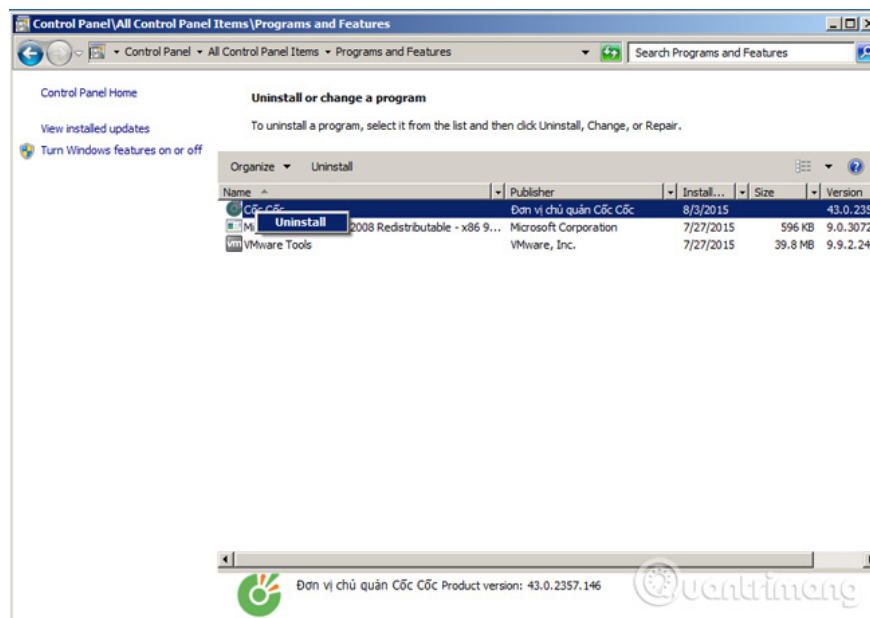
And before proceeding to uninstall Coc Coc, you should turn off these underground processes. On Windows 7, open Task Manager, select the **Processes** tab (as shown above). Select all Coc Coc's Processes and right-click> **End Process Tree**:



Also on Windows 8 / 8.1, you open **Task Manager** > select the **Details** tab > select the process of Coc Coc (do the same as Windows 7):



After turning off all Coc Coc's Processes in Task Manager, proceed to uninstall the Programs and Features of Control Panel:



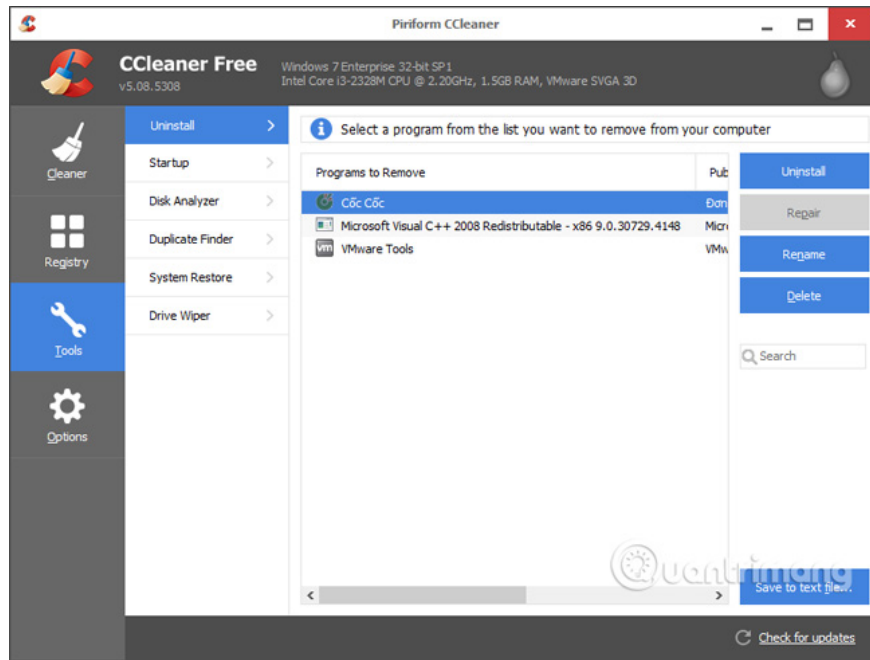
Do you remember to tick the box **You also want to delete .?** then click **Uninstall** :



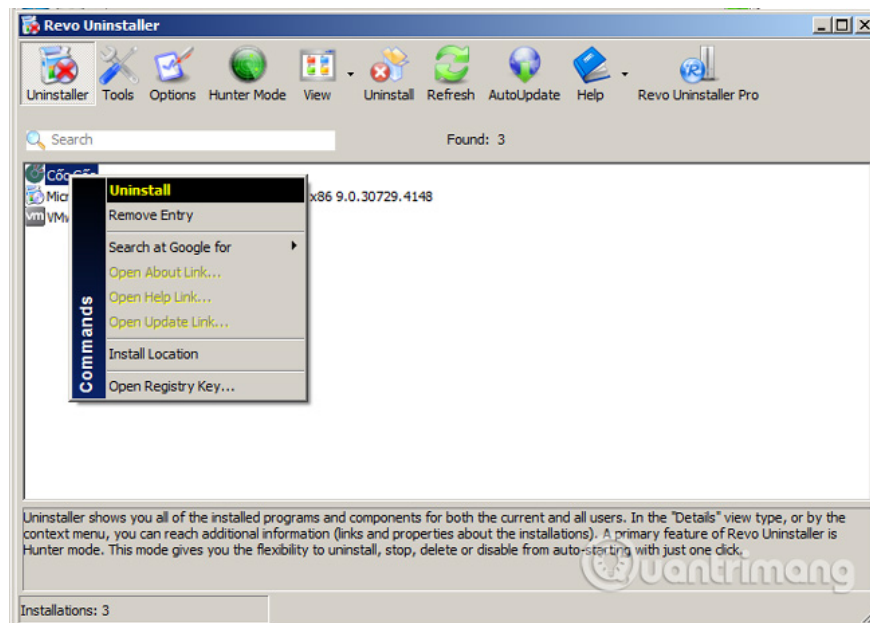
2. Use CCleaner or Revo Uninstaller:

1. Download CCleaner for free
2. Download Revo Uninstaller latest version

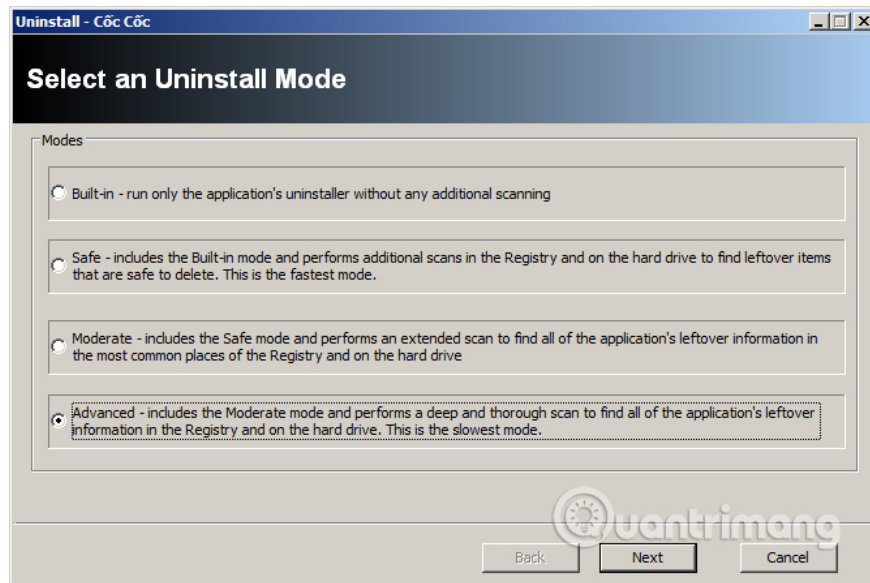
We all know that **CCleaner** as well as **Revo Uninstaller** are very good software for deleting system junk files, editing Windows startup, removing software . And removing Coc Coc by CCleaner, you do as follows: after opening CCleaner, select **Tools** > right-click on **Coc Coc**> **UnInstall** or click UnInstall on the right:



After removing Coc Coc in this way, CCleaner will automatically detect the remaining junk files of the browser and delete from the system. What about **Revo Uninstaller** ? Same as you guys:



The next window is displayed, we select the final mode - **Advanced** to remove all Coc Coc from the system:



And just go to **Next**> **Finish** to finish. It's simple and easy, wish you success!

You finished reading the article "**How to completely remove Coc Coc?**" edited by the [TipsMake](#) team. We hope this article has provided you with many useful tech tips and tricks. You can search for similar articles on tips and guides. Thank you for reading and for following us regularly.