

How to compact unread messages on iPhone

To group unread messages on the iPhone, we install Axon.

Notifications sent to iPhone will appear on the screen with a horizontal frame of content. If you do not delete the notification or do not read the message, the iPhone lock screen interface becomes messy. Tuning Axon will help you group unread messages into the same application icon. Each application icon shows the total number of notifications that we have not read. This makes the iPhone screen interface much cleaner, the messages don't show overflow to the screen anymore. The following article will show you how to announce application groups on iPhone.

1. How to inform groups by application on iPhone, iPad
2. How to create iPhone application bulletin board
3. How to customize notifications on iPhone
4. How to highlight important notifications on iPhone

Instructions to install Axon tweak on iPhone

Step 1:

Refining Axon is installed free from Nepeta source in Cydia. We search for tweaks in Cydia or click directly on the link below to set the tweak. Refine the settings on iOS 12 jailbroken.

<https://repo.nepeta.me/depiction/me.nepeta.axon>

🔍 Axo 

Search

 Axon



[Search](#)

[Modify](#)

Details



Axon

0.1.4

468 kB



Change Package Settings >



Author

Nepeta >

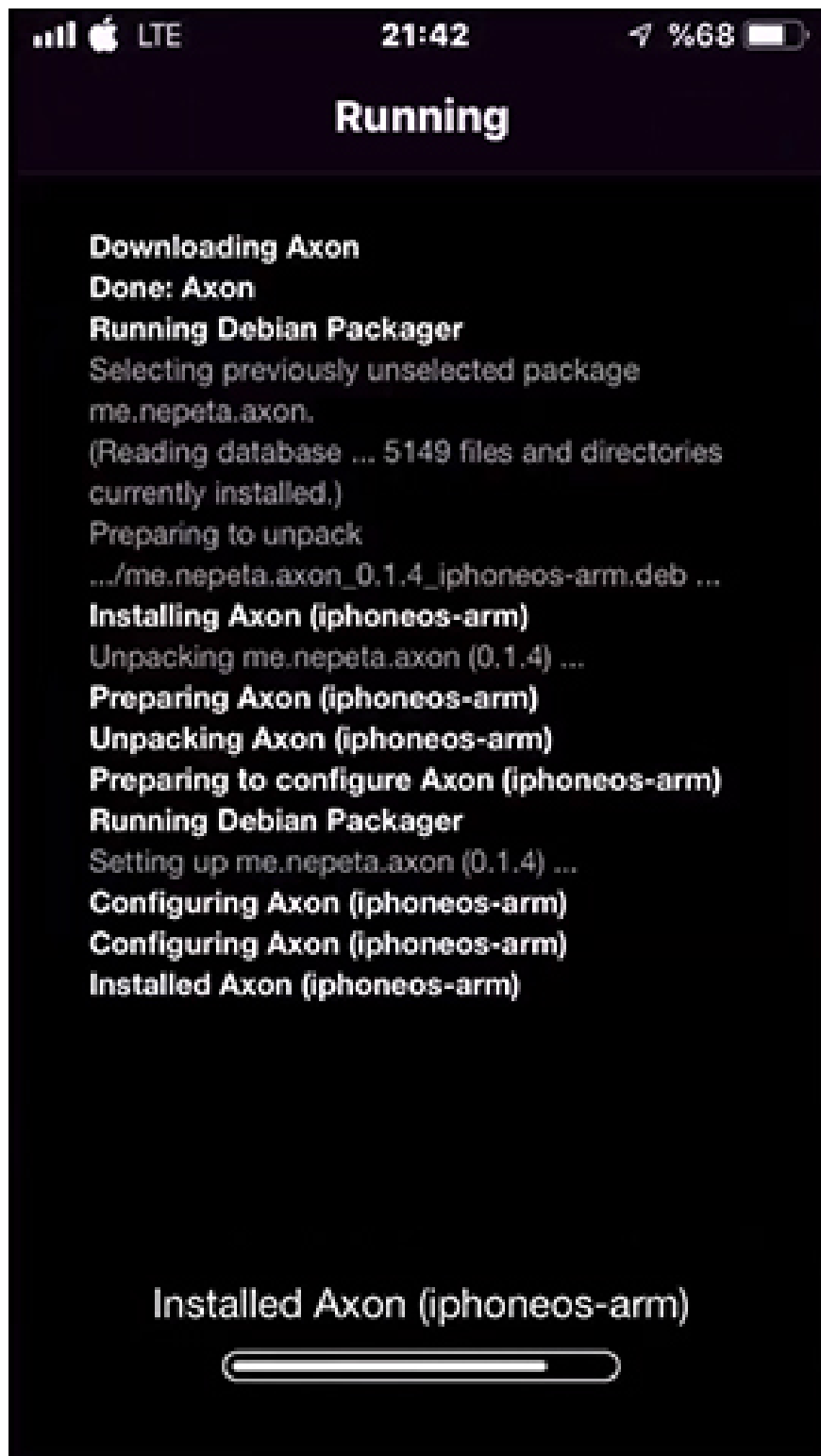


Install

Downgrade

This package is compatible with

Cancel



Step 2:

After installation is complete, you go to **Settings** then click on **Axon tweak** . Switch to the setup interface here where you see the default Axon tweak turned on. Below we can turn off or enable tactile feedback mode (Haptic feedback).

Settings

 Music >

 Photos >

 Camera >

 Game Center >

 Axon >

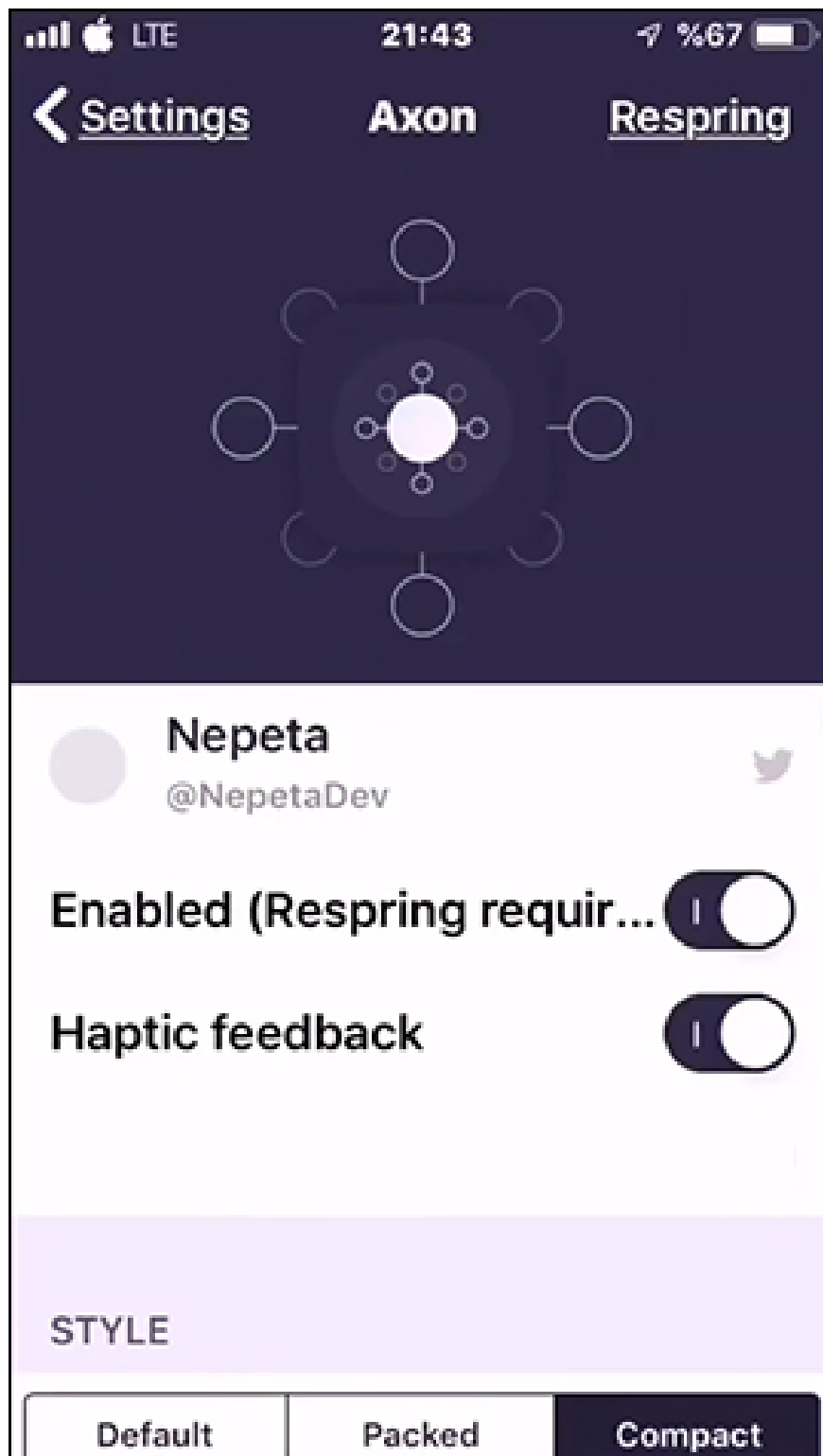
 Cylinder >

 DLEasy >

 FlashyHUD >

 LocalIAPStore >

 Mlimport >



Step 3:

Continue dragging down the user to select the type of notification group display for the application in Style, sorting type in Sorting, adding background or blurring at Selection Style.

There is an option to turn on or off the number of app notification icons, hide or show the background in the Badges. After adjustment is complete, **click Respring** to apply the change.

STYLE

- Default
- Packed
- Compact**

SORTING

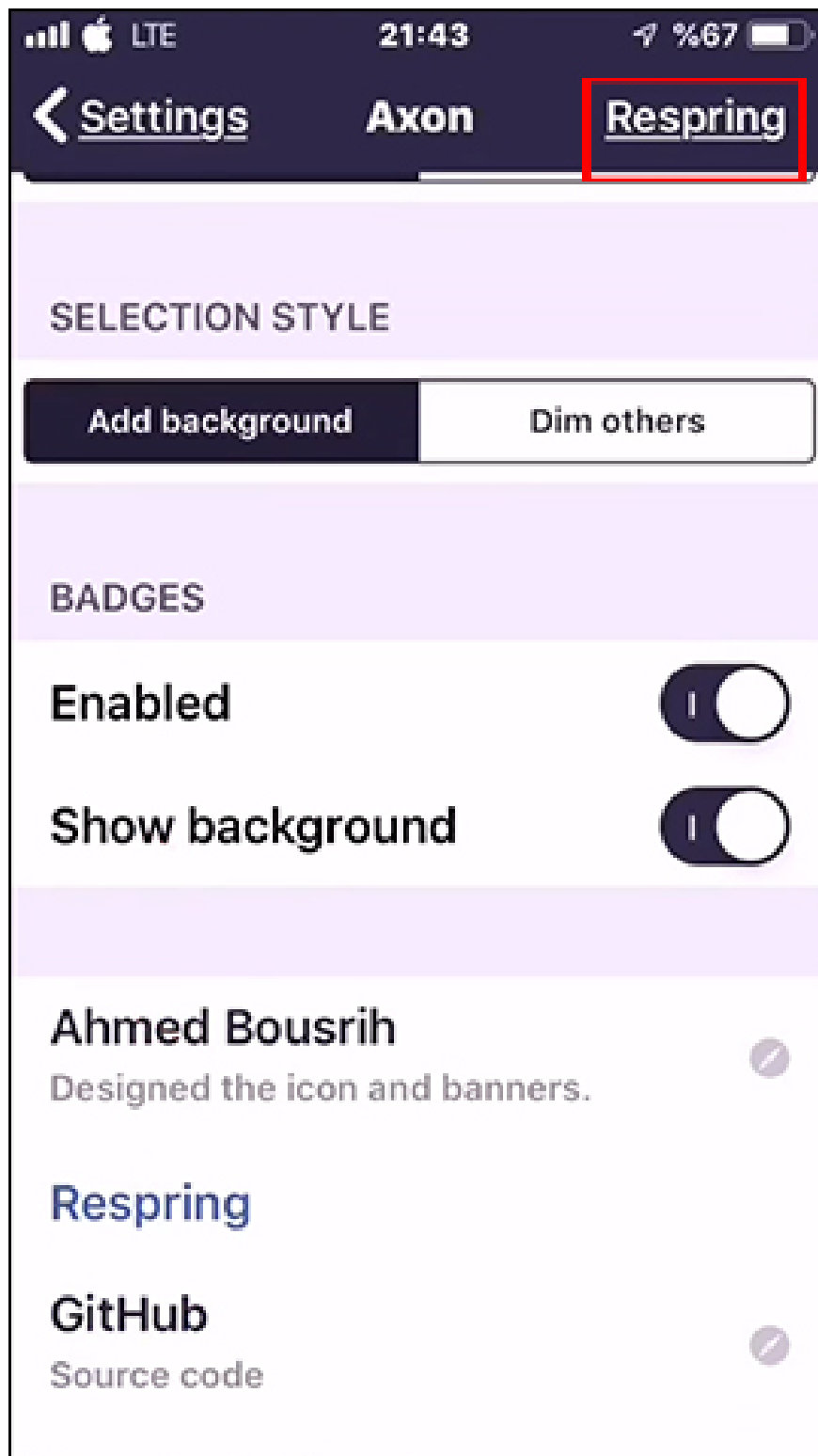
- By app name**
- By count

SELECTION STYLE

- Add background**
- Dim others

BADGES

- Enabled**
- Show background**



Step 4:

We then go back to the lock screen and see the notifications and applications are grouped into an application icon. On each icon, the number of new notifications is displayed.

If clicked, the content of the notifications will be displayed. When you swipe the message from right to left, there are some options as shown below.


📶 🍏 LTE

21:44

📶 %67 🔋

21:44

9 June Sunday



21:44

9 June Sunday



NOTIFICATIONTESTER

now

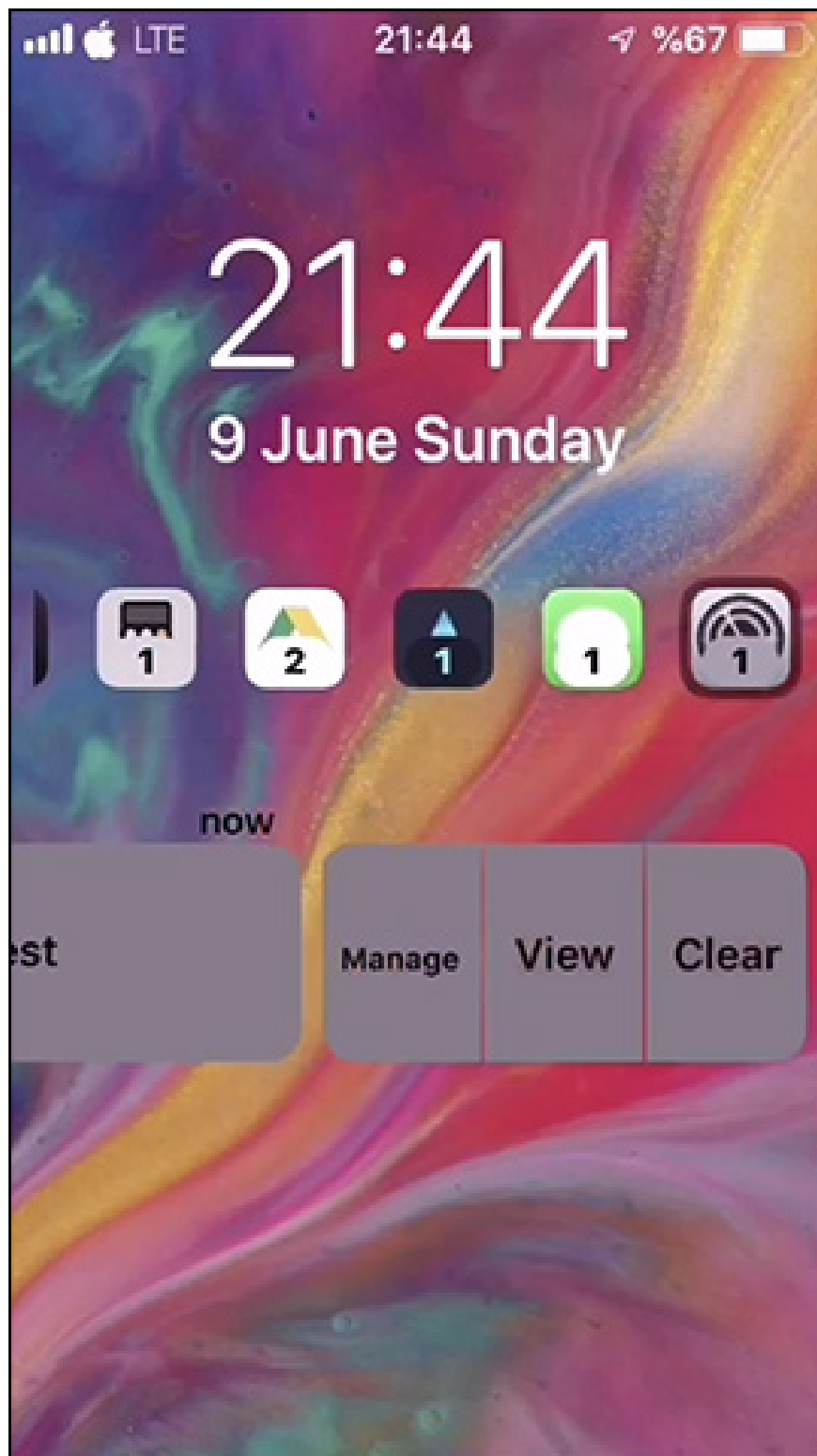
This is a mighty fine Test Notification!



NOTIFICATIONTESTER

now

This is a mighty fine Test Notification!



We can also switch to the blurring application icon display type as shown below.

📶 LTE

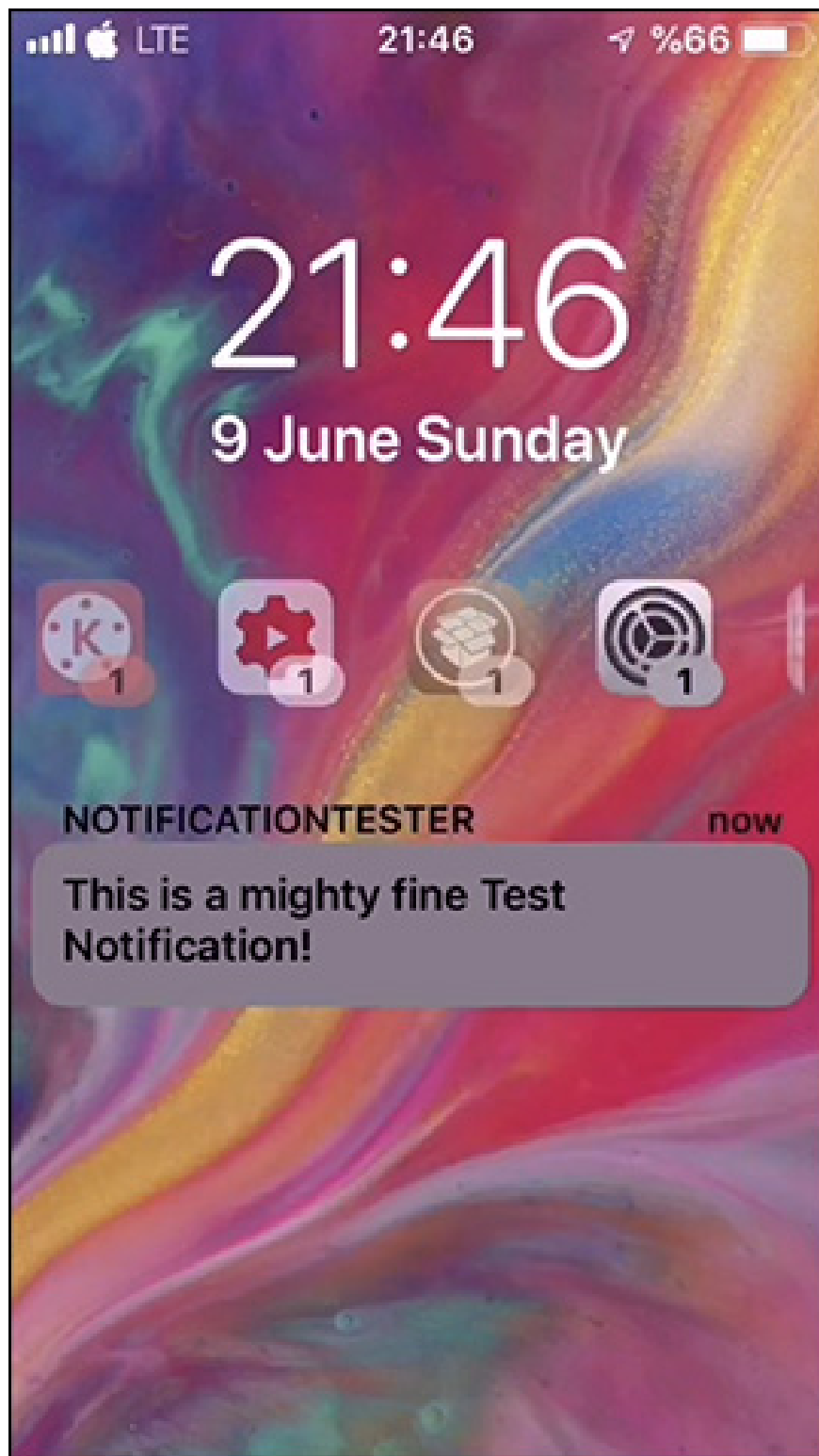
21:46

📶 %66 🔋

21:46

9 June Sunday





The lock screen interface on iPhone is much more compact thanks to Axon tweak. Notifications and applications are hidden in the application icon, accompanied by a user-controlled notification number.

I wish you all success!

You finished reading the article "**How to compact unread messages on iPhone**" edited by the [TipsMake](#) team. We hope this article has provided you with many useful tech tips and tricks. You can search for similar articles on tips and guides. Thank you for reading and for following us regularly.

