

How to combine photos of 'Duck Luyen, Duck Dua, and Cuc Roi' toxic and strange

Duck Duck, Duck Ducks, Quail is a trend of photo blending with the application of editing PicsArt for smartphone devices. With the words of Vietnamese character, we will create images with style.

Pitu style image editing trend has not reduced the heat, recently a different trend has made "wave" of young people and especially those who love taking "selfie" photos. "Duck, duck, quail" is the latest trend of photo collage with the editing application PicsArt. A special feature of this photo collage is that each image will bring the Vietnamese identity to the familiar dishes, but create a unique and strange image compositing style. Please join the Network Administrator to create a new wind for your own "selfie" photo by the "Duck, duck, quirky" photo collage with PicsArt.

Photo editing guide "Duck-Up, Duck-Ducks, Stuck"

Step 1:

First of all, download the PicsArt application to your device according to the link below.

1. Download PicsArt for iOS
2. PicsArt - Photo Studio for Android

Step 2:

Next we will download Typography "Duck, duck, quail" in 4 styles below. Photos will be saved in png format.

1. Download Duck Typography, duck, quail

Step 3:

After installing the successful PicsArt application on the device and downloading Typography "Duck, duck, quirky" down, we will proceed with photo collage. You open the PicsArt application, the first interface we will be asked if you want to receive notifications of PicsArt. Next in the main interface, click **the plus sign icon at the bottom of the screen.**



Tìm kiếm



"PicsArt" Muốn Gửi Thông báo cho Bạn

Thông báo có thể bao gồm cảnh báo, âm thanh và biểu tượng. Bạn có thể định cấu hình chúng trong Cài đặt.

Từ chối

Cho phép



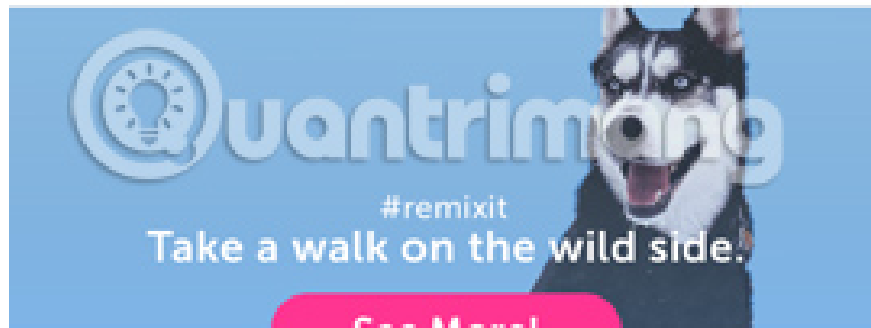
Không có SIM

08:20

49%



Tìm kiếm



See More!

#SpiralAngel

#NutrishForPets

#Fo

#Trappist1

#Markiplier

#FunnyMen

#LaLaLand

#CatsOfPicsArt

#Moon

FEATURED
#REMIXIT

ĐƯỢC YÊU
THÍCH NHẤT

NHẬN NHÃN

MỖI MỌI



Step 4:

We will select the **Edit** image option. A PicsArt message appears asking to access the album on the device, click **OK**.

Không có SIM

08:20

49%



Tìm kiếm



Quantrimang

#remixit
Make it rain.

See More!

#SpiralAngel

#NutrishForPets

#Fo

#Trappist1

#Markiplier

#FunnyMen

#LaLaLand

#CatsOfPicsArt


#Moon

FEATURED
#REMIXT

ĐƯỢC YÊU
THÍCH NHẤT



Chỉnh sửa



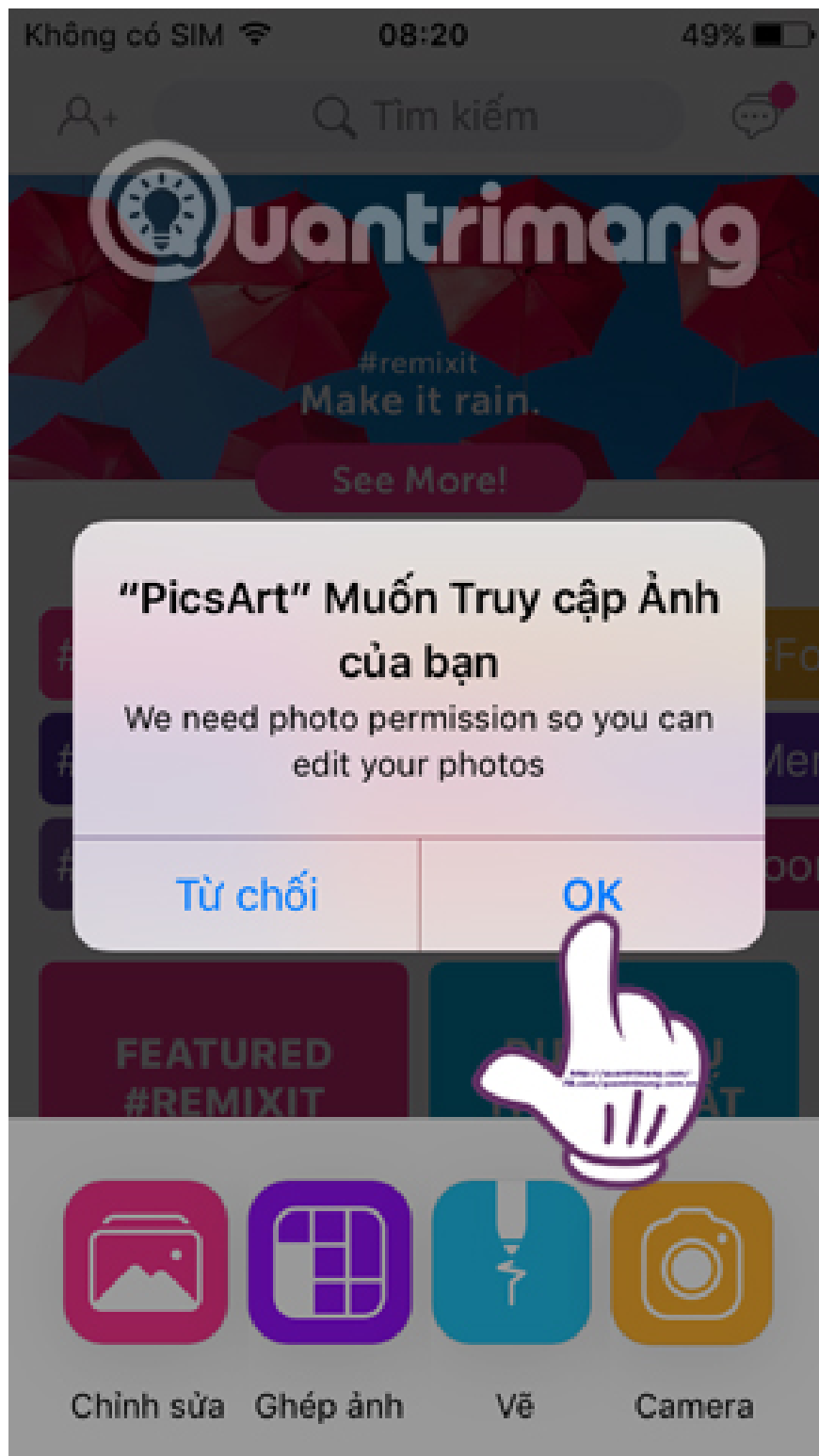
Ghép ảnh



Vẽ



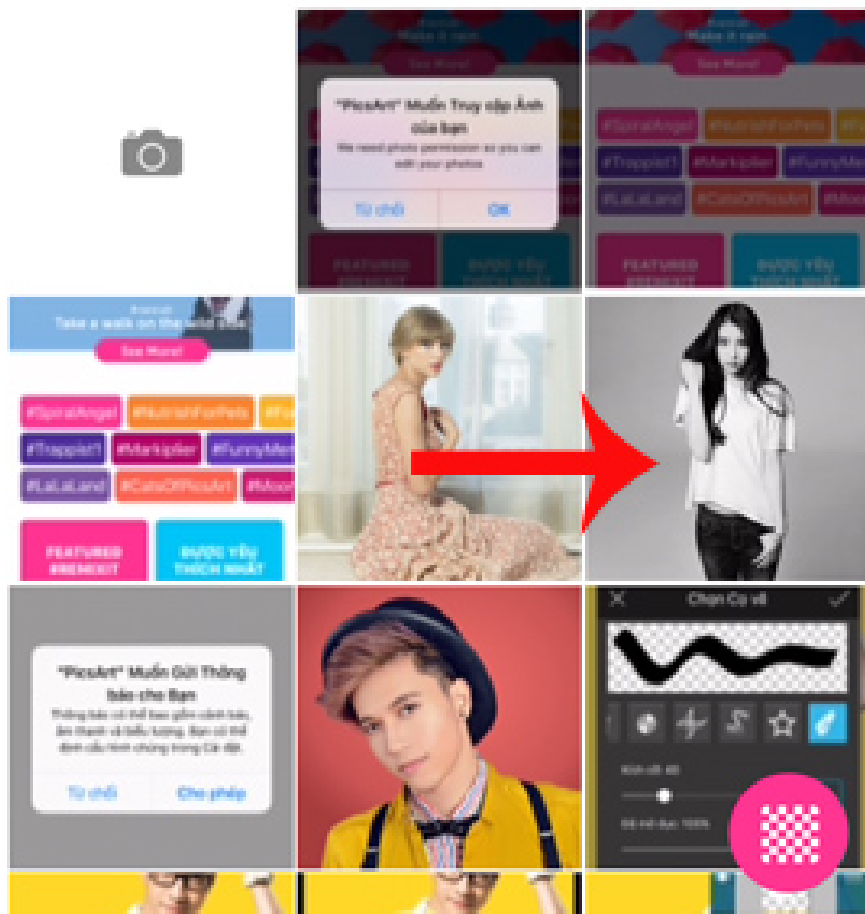
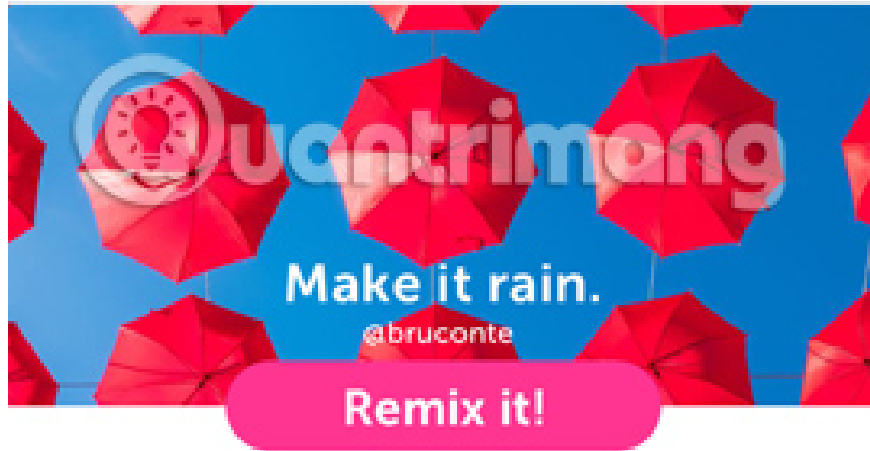
Camera



In the album interface, we **select the image you** want to join. Next, in the edit interface, click **the Draw icon** as shown below.



Gần đây ▾





Step 5:

Users will see a list of image editing tools. Click the **Add Layer** icon in the rightmost corner. Then press the rectangle icon and select **Photo** .





Step 6:

Next, click **Recently** to open the image gallery. We will choose the word "Duck, Duck," which we downloaded to the phone before. In the next interface, click on **the arrow icon** next to Normal and then select an effect for the image, which can Darken or Lighten.



Gần đây



Facebook




Quentrimang




Thêm



Gần đây
35 images




Ảnh màn hình
31 images

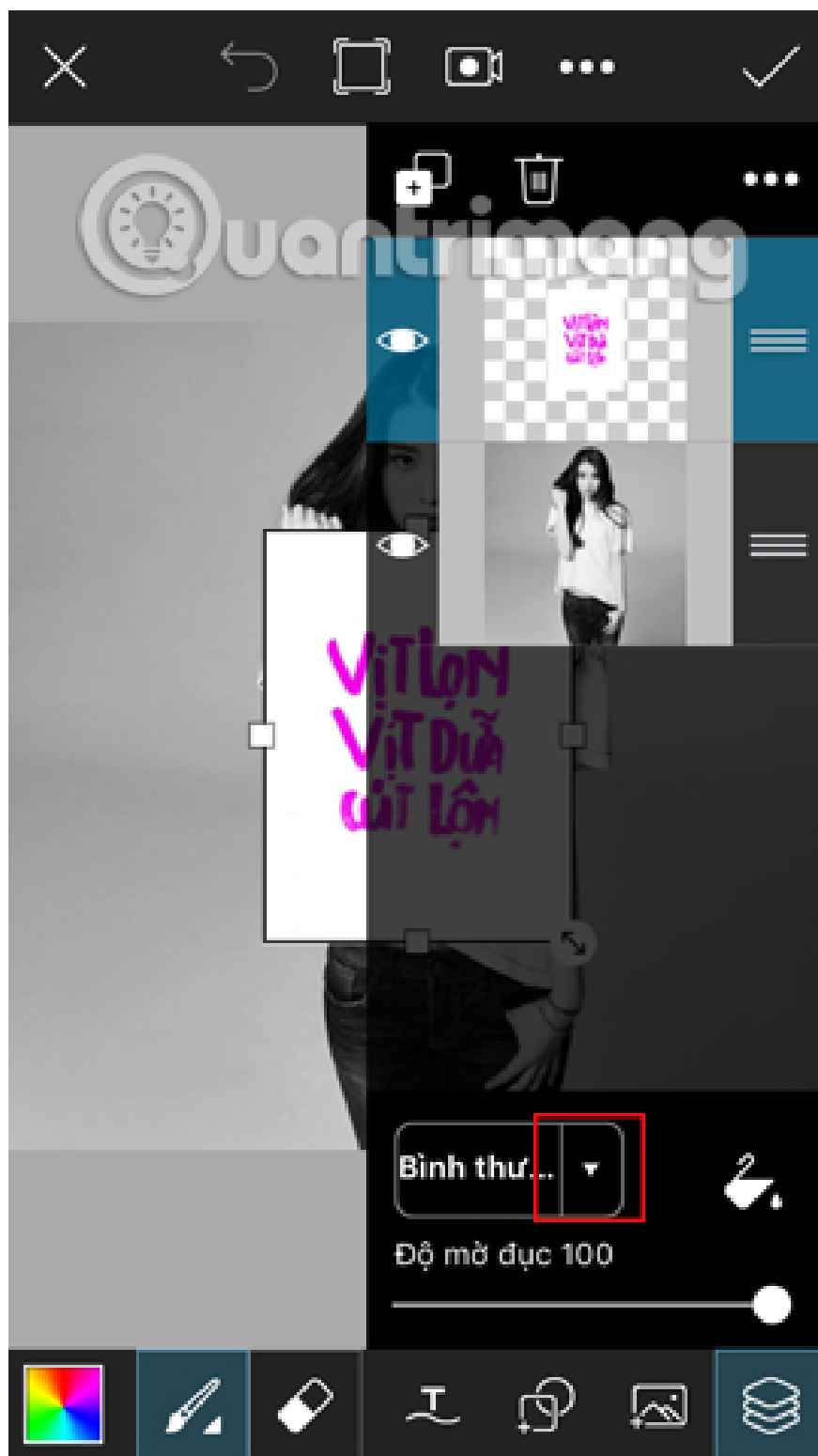


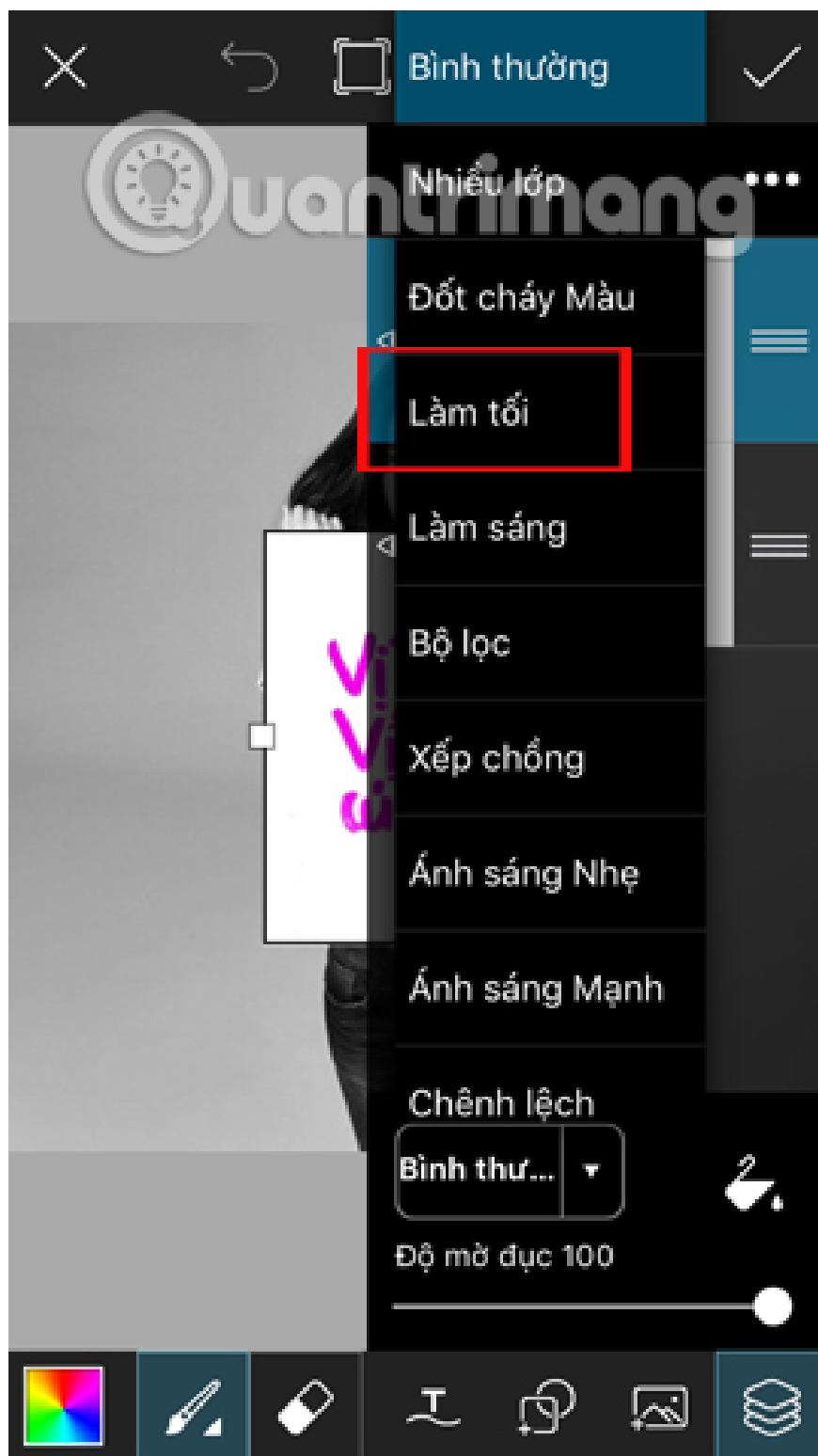
Khung ảnh của tôi



22
4 images

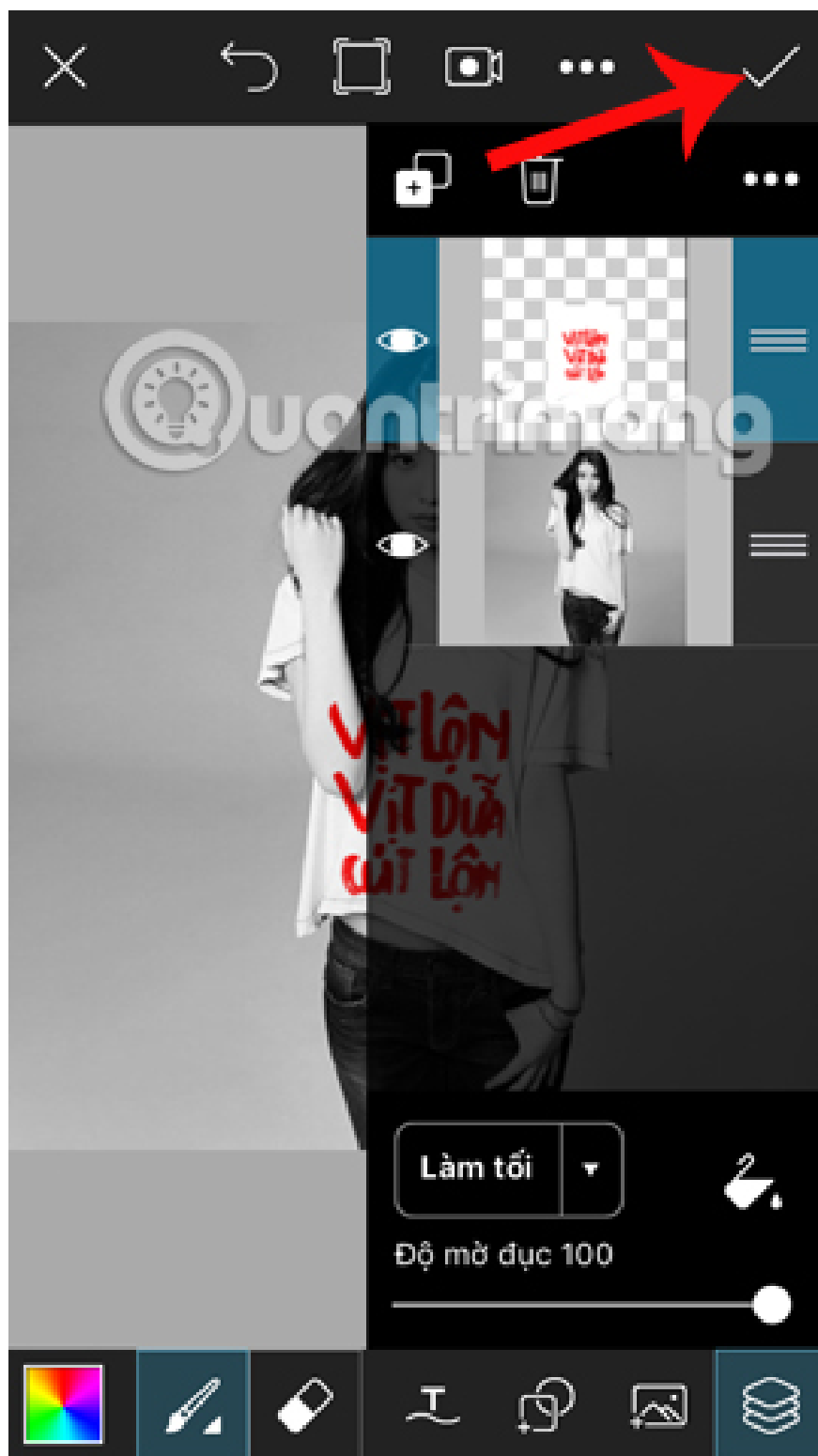






Step 7:

In addition, we can change opacity when adjusting horizontal bar, adding text, adding strokes, . even if you can change the style if not suitable for the image. Finally click **the tick icon** to save the changes. Continue pressing the **arrow** to get to the next interface.





Step 8:

Here, you will click **Post** and then select Facebook, Instagram, Messenger, Twitter, . applications to post images or click the **Add** button to open other applications. If you want to download photos to your device, click **the** download **arrow icon** .



Chia sẻ



Nói một điều gì đó với #tag @tên

Tự do Chỉnh sửa Vị trí



Lưu ở chế độ Riêng tư

Đăng



Gửi

Xong



Gỡ bỏ Chữ ký



Ảnh



Instagram



Facebook



Messenger



Tumblr



Twitter



Email



Thêm



A very unique and unique style of editing images on PicsArt. Try applying the Typography "Duck, Duck, different quail" for your image accordingly.

Refer to the following articles:

1. How to edit anime style image with Everfilter

1. Instructions on how to use Prisma artwork editing
1. 14 simple steps to create a snow effect for the photo

I wish you all success!

You finished reading the article "**How to combine photos of 'Duck Luyen, Duck Dua, and Cuc Roi' toxic and strange**" edited by the [TipsMake](#) team. We hope this article has provided you with many useful tech tips and tricks. You can search for similar articles on tips and guides. Thank you for reading and for following us regularly.