

How to combine photos into the League of Legends game rating frame

You are looking to merge photos into the LOL game rating frame, please refer to this tutorial. In just a few steps you will have the same photo collage on the real chart.

You are looking to merge photos into the LOL game rating frame, please refer to this tutorial. In just a few steps you will have the same photo collage on the real chart.

The name of League of Legends has become extremely familiar to gamers all over the world, owning the first-class fan base in the game village. The game is a unique combination of 3 genres of role-playing games, action games and tactical games, giving players the colorful and engaging battles to every moment. And if you're a fan of LOL or simply someone who likes to break the way in your portraits, try the Ephoto 360 photo collage app.

1. Download the League of Legends game

Ephoto 360 will bring users the featured photo frames of LOL game, including the game's rating frame. We just need to choose any portrait and Ephoto 360 will do the photo collage for you. Along with the Network Administrator to implement the LOL game rank frame portrait in the article below.

Step 1:

First of all, please download Ephoto 360 application for Android and iOS devices under the link below.

1. Download Ephoto 360 for iOS for free
2. Download the Ephoto 360 app for Android

Step 2:

They then launch the application on the device. You will be asked by the application if you want to receive notifications from the application. Next, we click on the Categories tab and look to the **Game** theme - **Cover, Rank** .



**"Ephoto 360" Muốn Gửi
Thông báo cho Bạn**

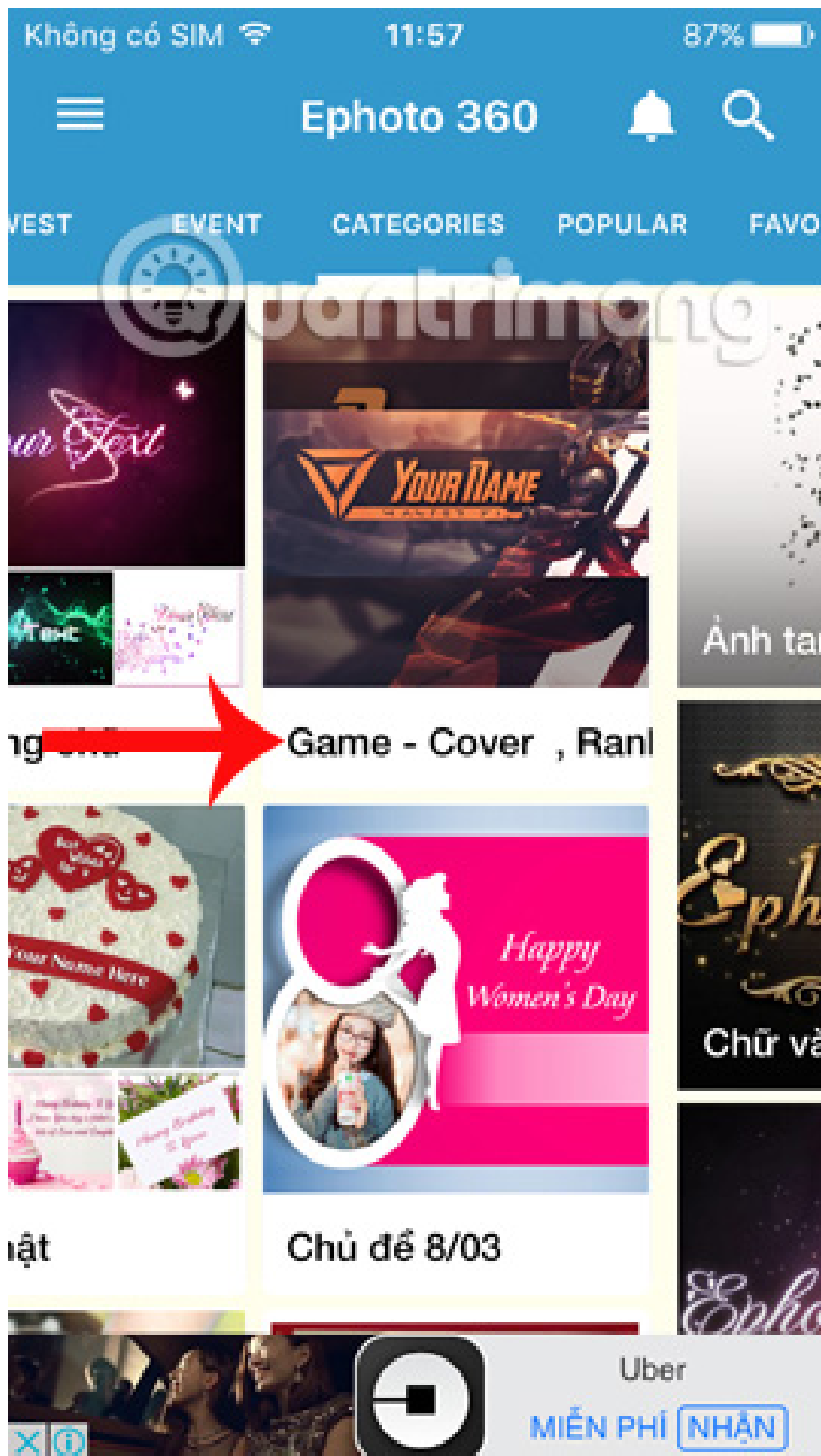
Thông báo có thể bao gồm cảnh báo,
âm thanh và biểu tượng. Bạn có thể
định cấu hình chúng trong Cài đặt.

Từ chối

Cho phép

Sinh nhật

Chủ đề 8/03

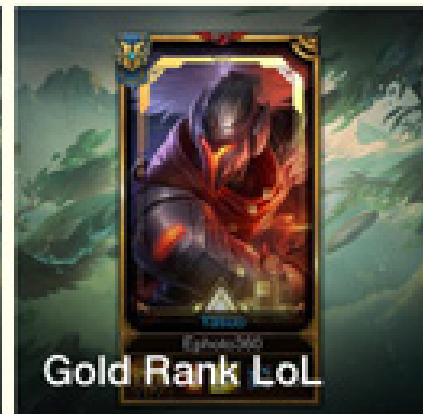
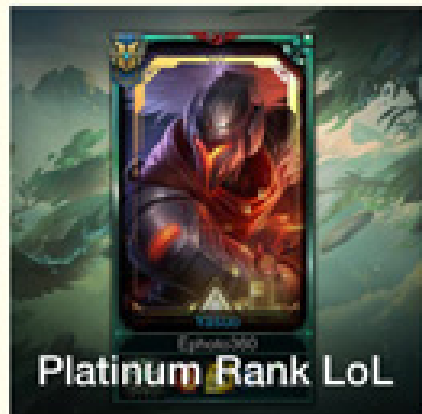
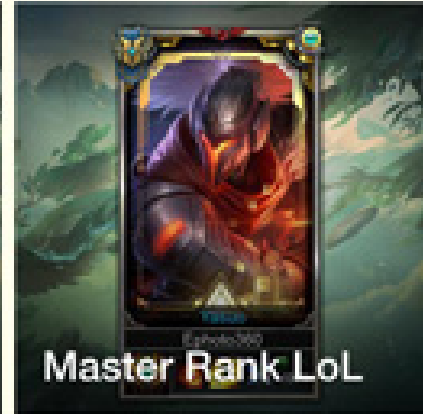
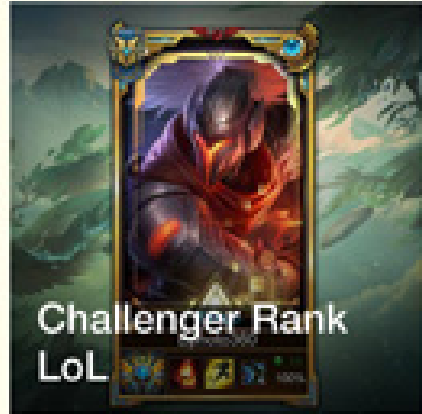


Step 3:

Soon, the interface will switch to mockup types such as LOL game cover photo or game rating frame LOL. Now select the stock image you want to use for the photo collage. Next will be the image compositing interface on the selected frame. Click on **the image icon** below to open the image you want to join.

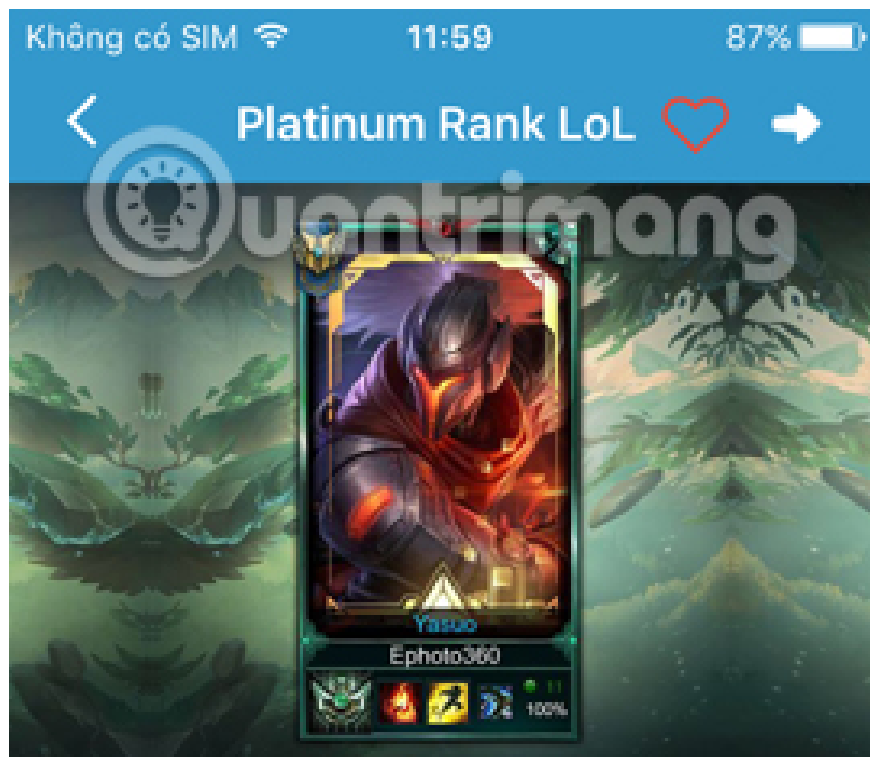


Game - Cover , Rank



Uber

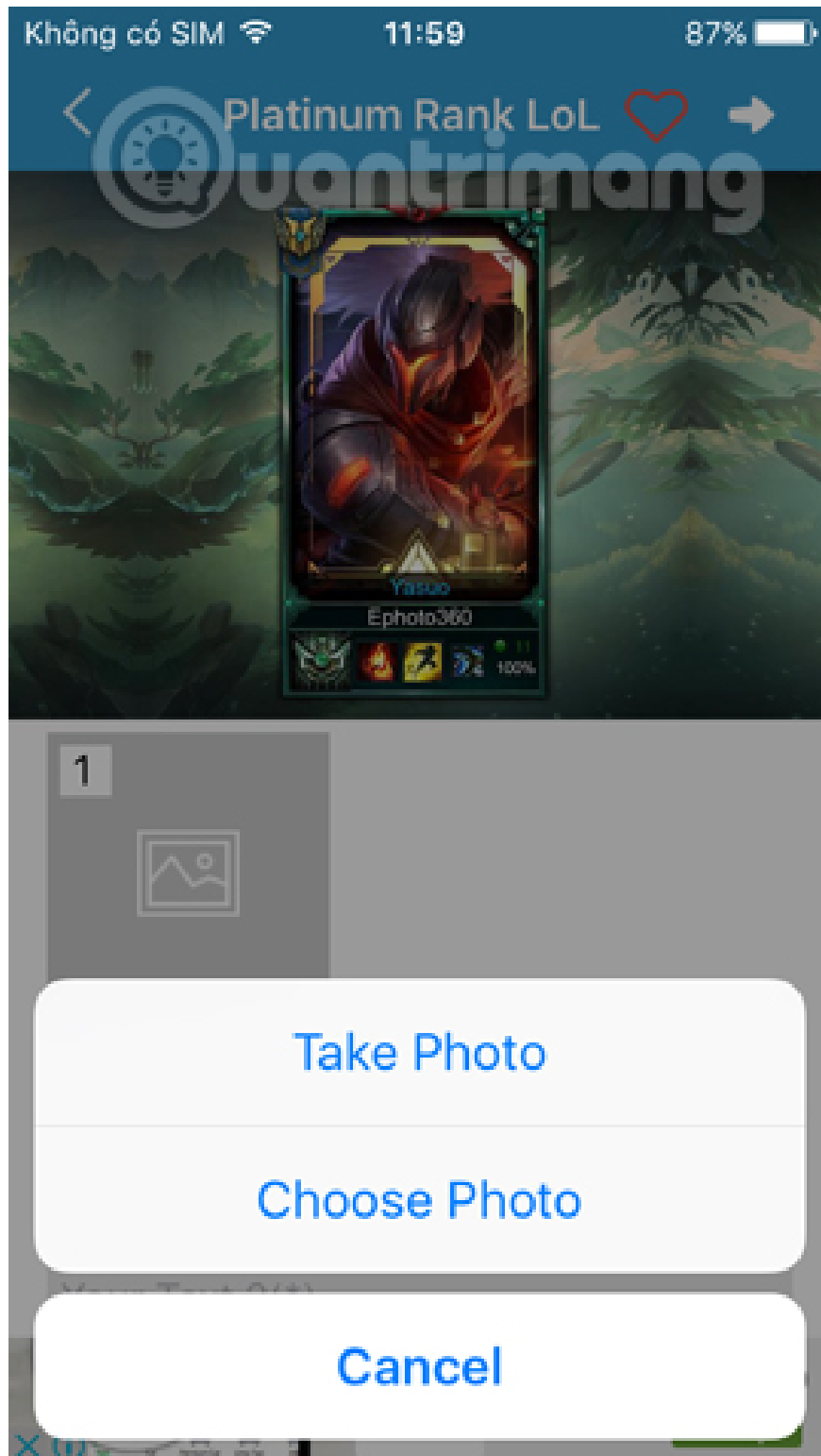
MIỄN PHÍ **NHẬN**



Step 4:

The application will ask you to use the photo taken **Take Photo** directly or use available photos in the album on the **Choose Photo** device. For example, here I will use photos in the album and requested by Ephoto 360 to allow album access. Then find me a good portrait in the album on the device.

In case users take photos directly, click OK to agree to Ephoto 360 to use Camera.



Hủy

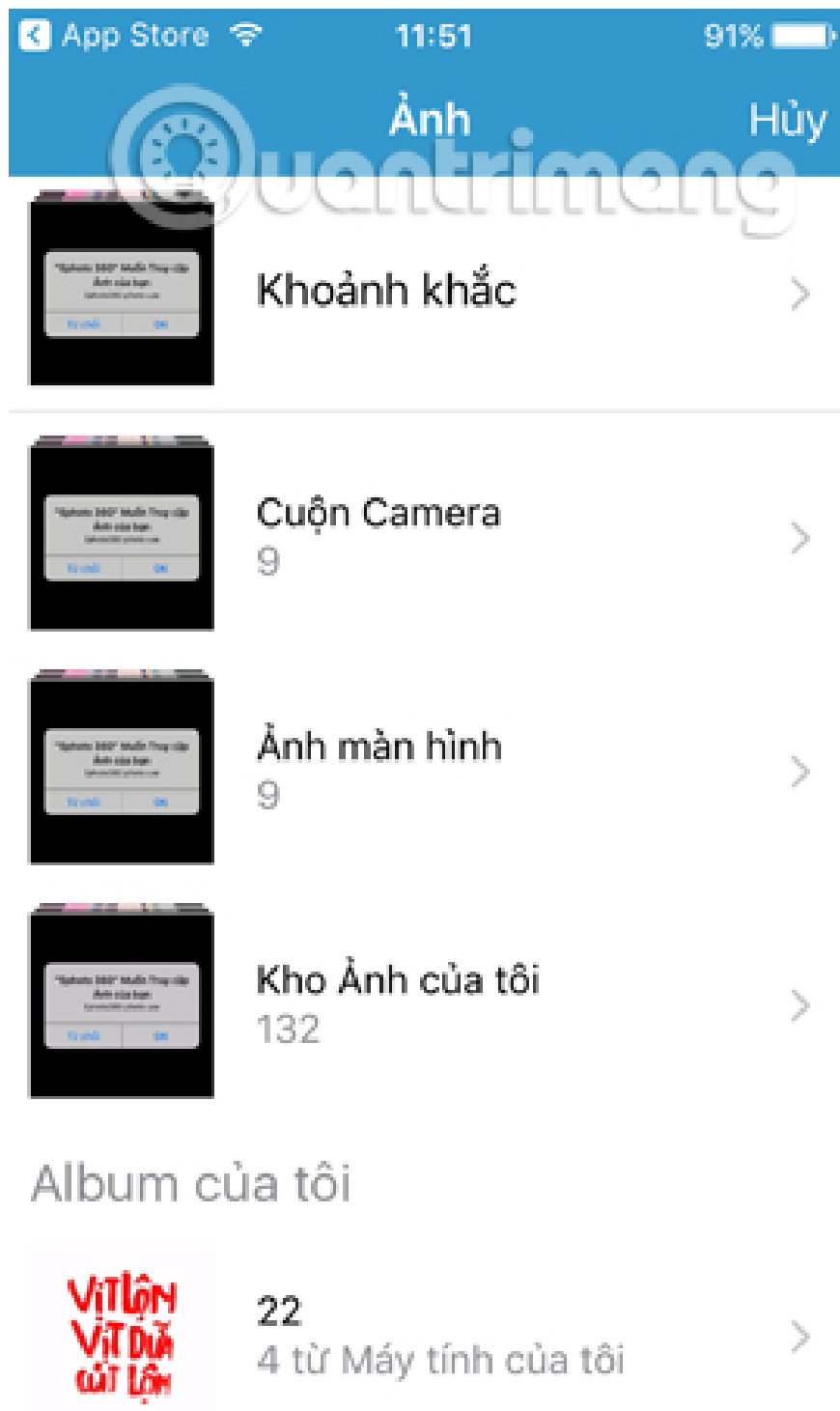


**"Ephoto 360" Muốn Truy cập
Ảnh của bạn**
Ephoto360 photo use

Từ chối

OK





Step 5:

Next is the image editing interface. We can move the image position to fit the frame, rotate the image if the image you choose is inverted, . Then click **Done** at the bottom to save the edit.

Không có SIM

11:59

86%



Hủy



Xong



Step 6:

Next job, **enter the content into 2 Text lines** in this interface. Then press **X** to save. Next, users can **insert other effects such as frames, stickers, .** After inserting new effects, press the **tick** to save. Click **the download arrow icon** next to the next step.


Không có SIM

12:01


86%



Platinum Rank LoL



Hello



QTM



Your Text



Xong

q

w

e

r

t

y

u

i

o

p

a

s

d

f

g

h

j

k

l



z

x

c

v

b

n

m



123



dấu cách


Nhập

Không có SIM

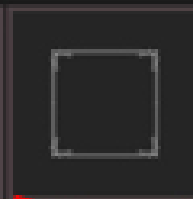
12:01

85%

Quantrimang

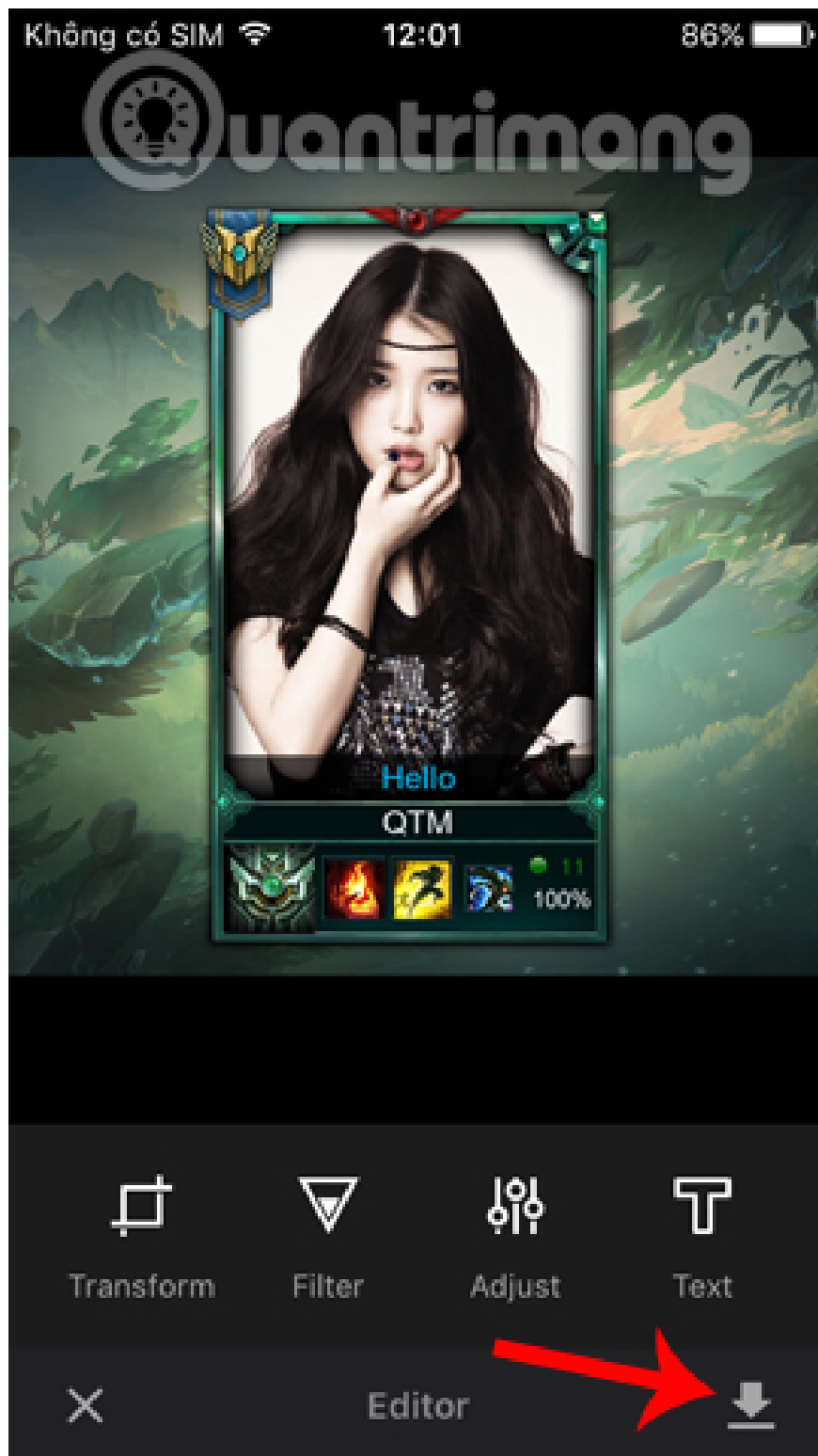


No Frame



Frame





Step 7:

Now click **the Save icon** in the top right corner of the interface to save the image. Click **the Share icon** to share the image. We can choose any application to share photos, like Facebook, Zalo, Twitter, .



Không có SIM

12:02

85%



Ephoto 360



BIGO LIVE - Live Broadcasting

MIỄN PHÍ

CÀI ĐẶT



For example, I will post photos to Facebook. We can tag friends' names or add emotions like when you post articles on Facebook. Photos after being matched with Ephoto 360 will have the interface under the wire. It's quite strange, isn't it ?!

Không có SIM

09:13

24%

Ephoto 360

Hủy

Facebook


Đăng



Kiết Xu Kirimaru

Đăng lên Facebook, Mọi ng...

avatar LOL





We can use the image above to make our avatar in the gaming community, exciting game groups especially the LOL game team. Try adding some other LOL game ratings frames on Ephoto 360 application.

Refer to the following articles:

1. How to combine photos of "Duck Up, Duck, Stuck" toxic and strange

1. How to fix photos in GTA game style with iToon

1. How to create Gif images quickly with Giphy

I wish you all success!

You finished reading the article "**How to combine photos into the League of Legends game rating frame**" edited by the [TipsMake](#) team. We hope this article has provided you with many useful tech tips and tricks. You can search for similar articles on tips and guides. Thank you for reading and for following us regularly.
