

# How to combine music into videos on InShot is extremely simple

Adding music to video is one of the tricks used by many people to create more attractive video effects. By combining music into videos on InShot, readers will easily save the video in high quality or share it on social networking sites such as Facebook, TikTok or Instagram,...

**Merging music into videos** is one of the trends that many people use, especially on TikTok. Merging music into videos helps increase the attractiveness and attraction for viewers when the expressions in the video match the music. Below is an article showing **how to add music to videos on InShot** very quickly and simply.

## *Instructions for adding music to videos on InShot using your phone are extremely simple*

### *1. Quick guide*

Open **the InShot application** => Select **Video of.** => Select the video you want to include music => Select **Music** => Select **song** => Click **download** => Click **Use** => Select checkmark to complete => Select **Save** .

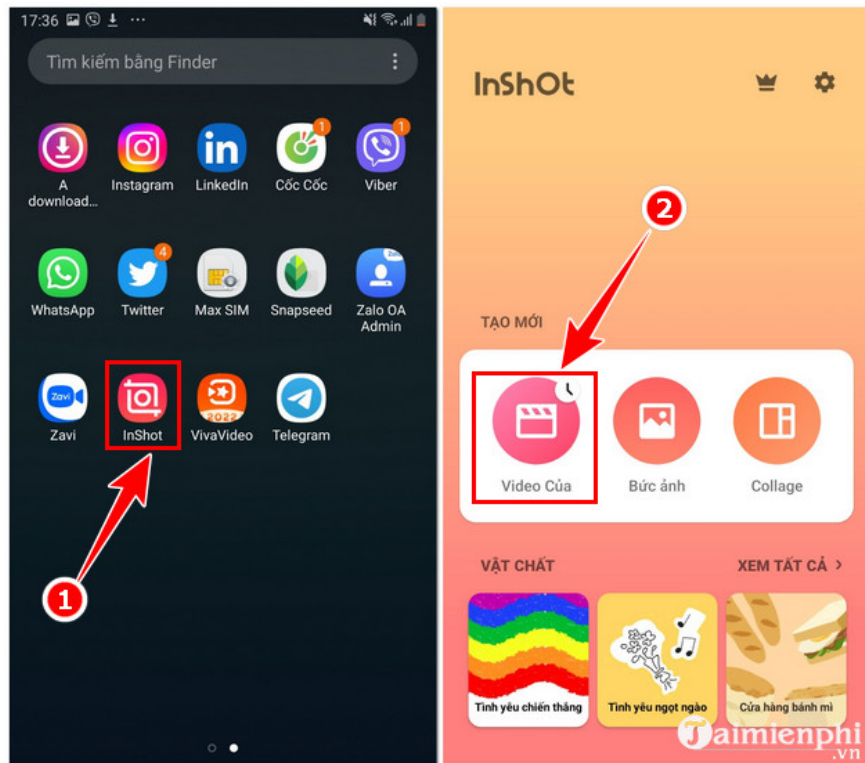
### *2. Detailed instructions*

**Step 1:** Update or download the latest version of InShot here:

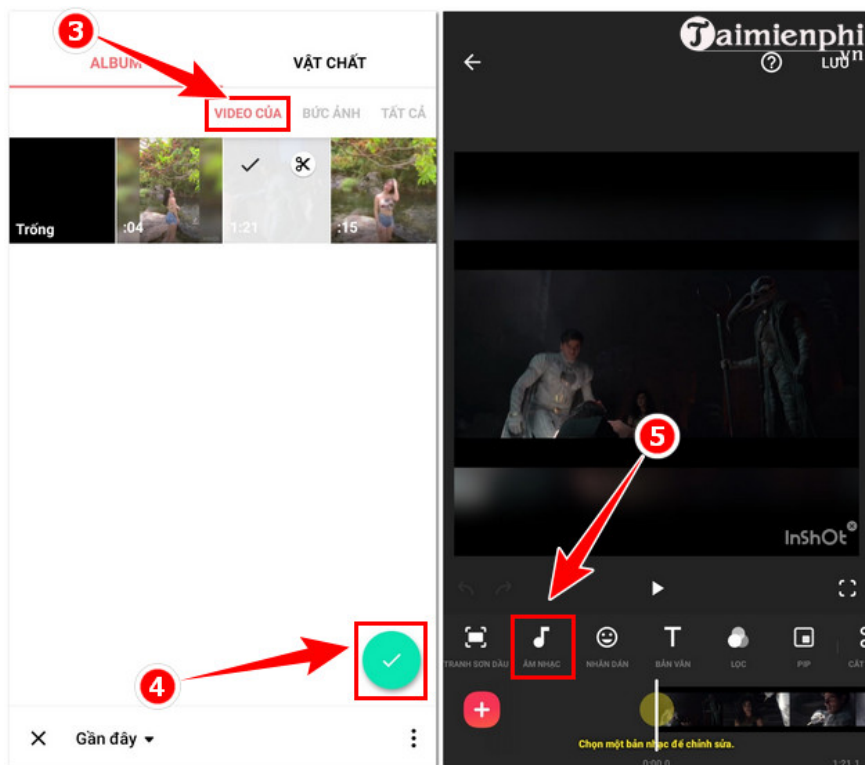
+ **InShot download link for Android**

+ **InShot download link for iPhone**

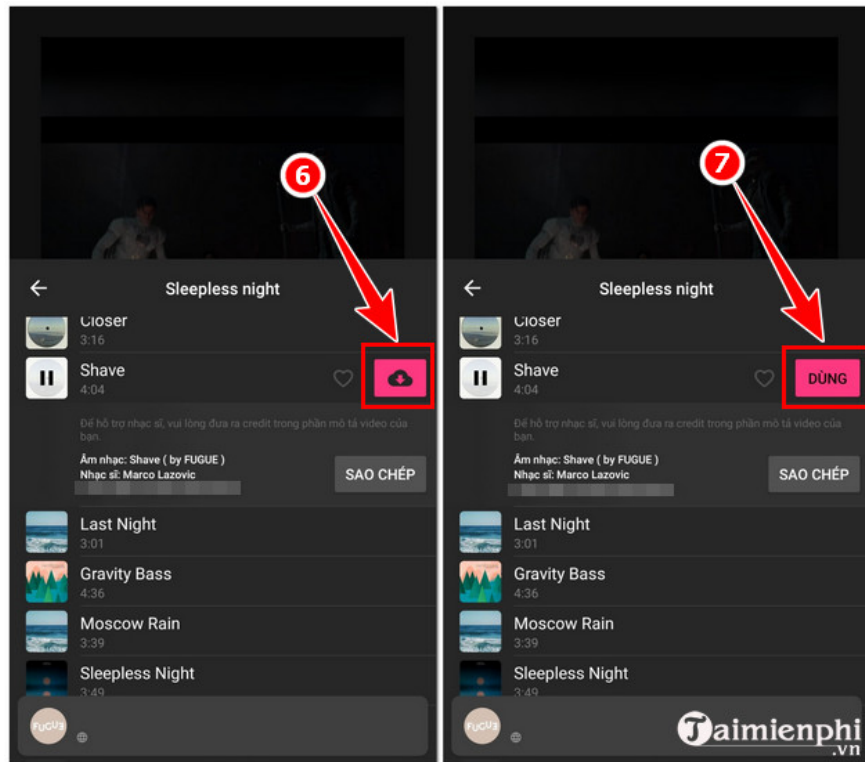
**Step 2:** Open **InShot application** => Select **Video of.**



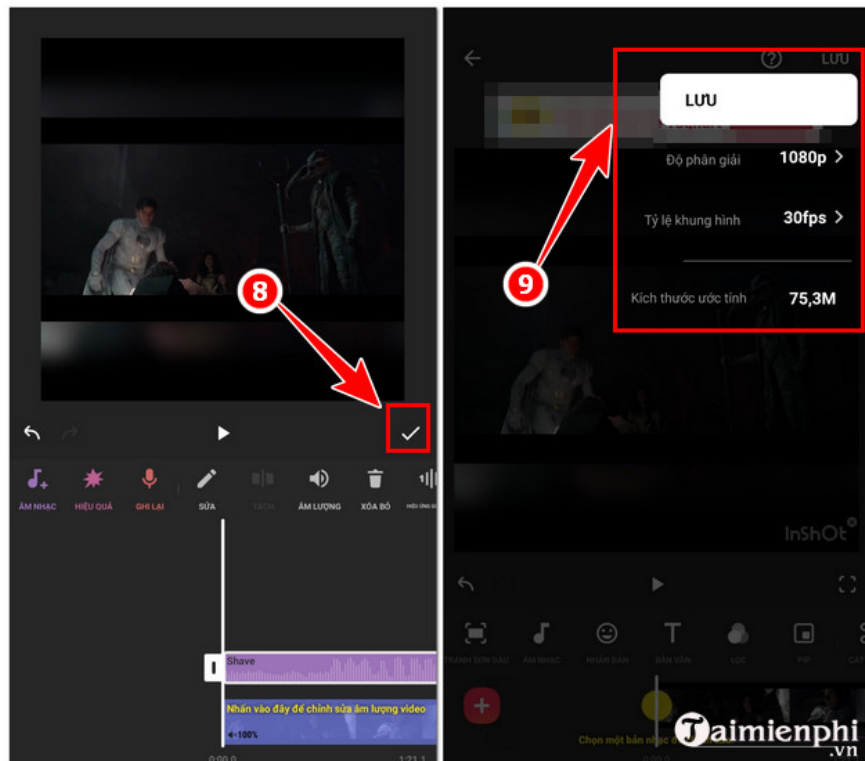
**Step 3:** Here select **Video of** => Select the video you want to combine music => Select **the check mark** . At this time, the video editing interface on InShot appears, select **Sound** (with the music note icon) to proceed to combine music into the video on InShot.



**Step 4:** Select **the song you want to add** (you can use the music on your device) => Select **the cloud icon** to download the song if the song has not been downloaded => Select **Use** to add music to the video above InShot.



**Step 5:** After adding music to the video => Select **the check mark** => Select **Resolution** and **Aspect Ratio** then click **Save** to complete.



In addition, if you are learning about how to cut videos on InShot, readers can also refer to the instructions in the article below and follow the steps.

Above is a very simple tutorial on how to add music to videos on InShot using your phone, helping readers insert any sound or favorite song into the video to post on social networking sites such as TikTok, Facebook, etc. .

You finished reading the article "**How to combine music into videos on InShot is extremely simple**" edited by the [TipsMake](#) team. We hope this article has provided you with many useful tech tips and tricks. You can search for similar articles on tips and guides. Thank you for reading and for following us regularly.