

# How to combine multiple videos into one with Format Factory quickly and effectively

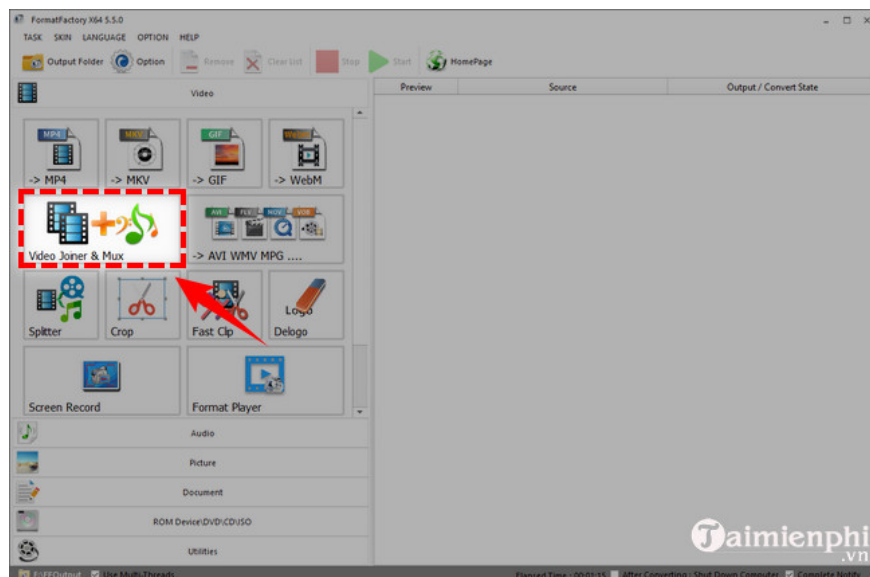
Format Factory is powerful and completely free software that supports users in converting video and audio formats. Not only that, Format Factory also has a video merging feature that helps users combine multiple videos into one quickly and easily.

If in the previous article, TipsMake showed you **how to cut videos using Format Factory** , this utility can also work on Video files with different formats. The method is similar to merging music, but we still want to give more detailed instructions for those who are using this utility for the first time to merge videos into a complete video.

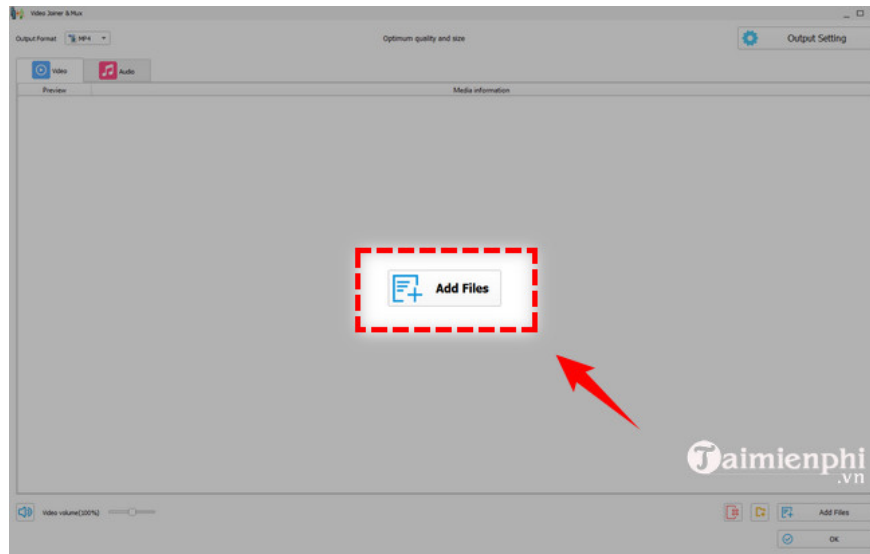
## *How to merge videos using Format Factory on PC*

**Step 1:** Download and install. Download the latest version of the software here: download **Format Factory** After **installing Format Factory** on your computer, open the tool.

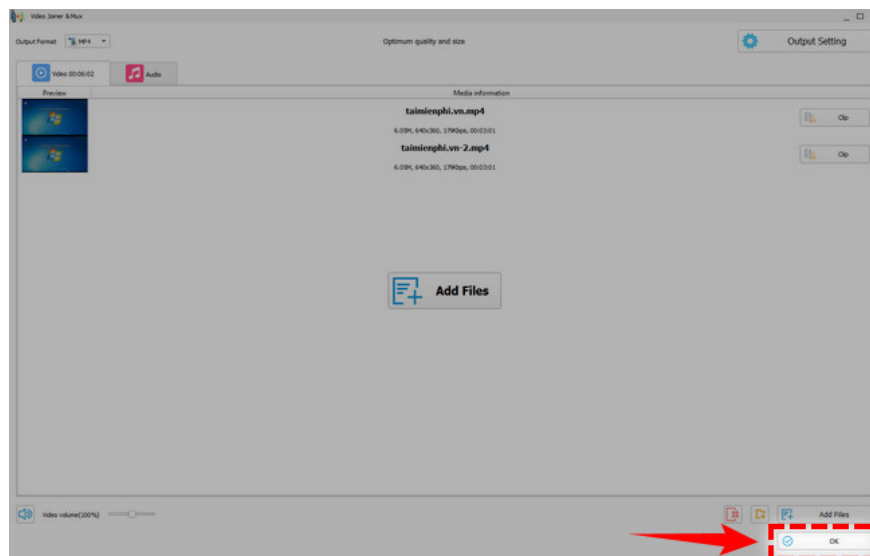
**Step 2:** On the Format Factory interface, select the **Video Joiner & Mux** feature



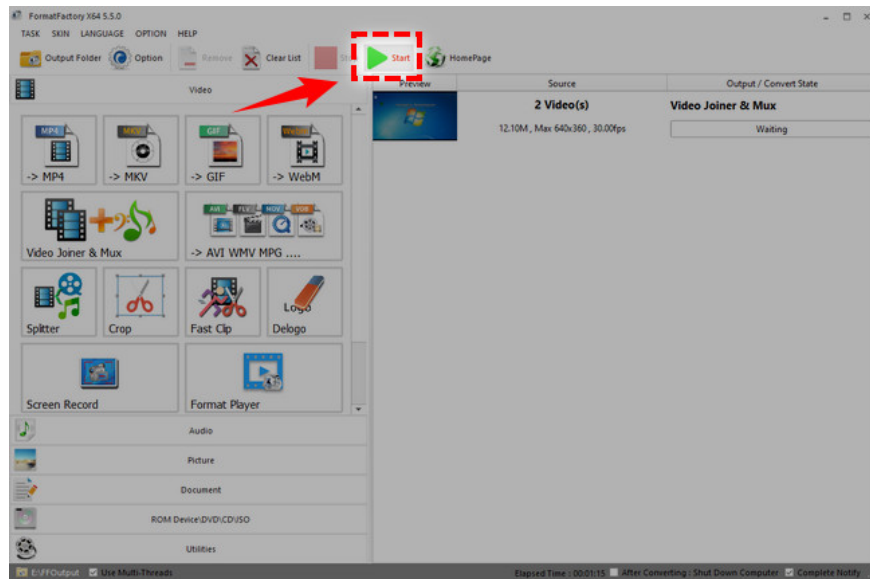
**Step 3:** The **Video Joiner & Mux** dialog box opens, click **Add files** to add the videos to join



After selecting the videos that need to be merged -> click **OK** to return to the main interface.



**Step 4:** Click **Start** on the toolbar to start the video merging process



That's it, after successfully **merging the Video with Format Factory** , you just need to log in to the folder containing the output Video, use the Video viewing software available on your computer to watch these Videos.

You finished reading the article "**How to combine multiple videos into one with Format Factory quickly and effectively**" edited by the [TipsMake](#) team. We hope this article has provided you with many useful tech tips and tricks. You can search for similar articles on tips and guides. Thank you for reading and for following us regularly.