

How to combine 2 or more layers in Photoshop

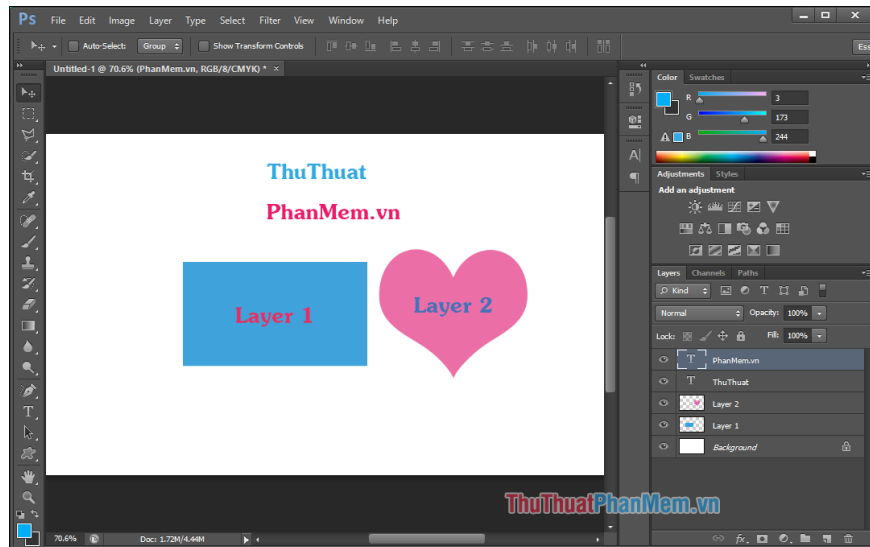
How to combine 2 or more layers in Photoshop. As you know, layers are the most important components and are the core components in photoshop. Because all our operations when working with photoshop are done on the layer, when you have done

As you know, layers are the most important components and are the core components in photoshop. Because all our operations when working with photoshop are done on layers, once you have mastered the layers in photoshop, surely everything will become a lot easier. In photoshop we have a lot of layer manipulation, to know all of these operations we will definitely need a long time. In this article, TipsMake.com will guide you a very important operation in photoshop which is how to combine 2 or more layers into 1, please refer.

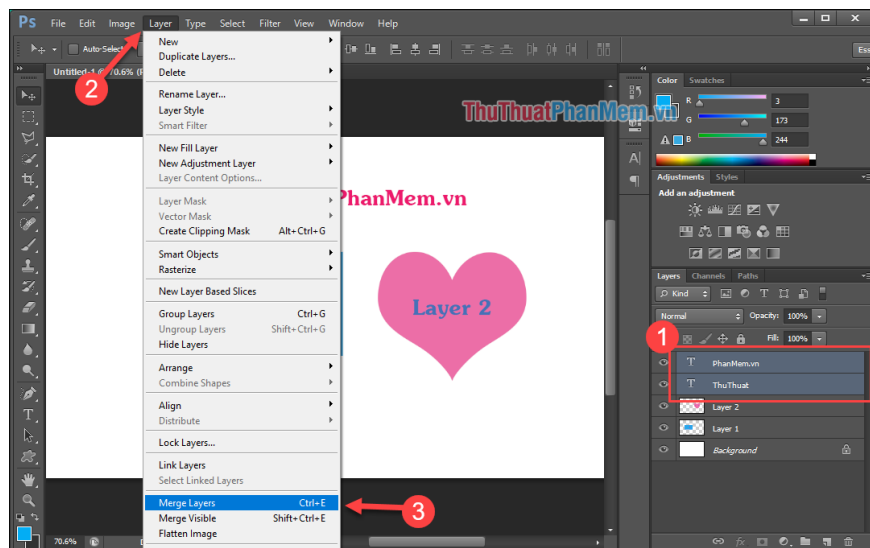


For example, here we have some layers as shown below:

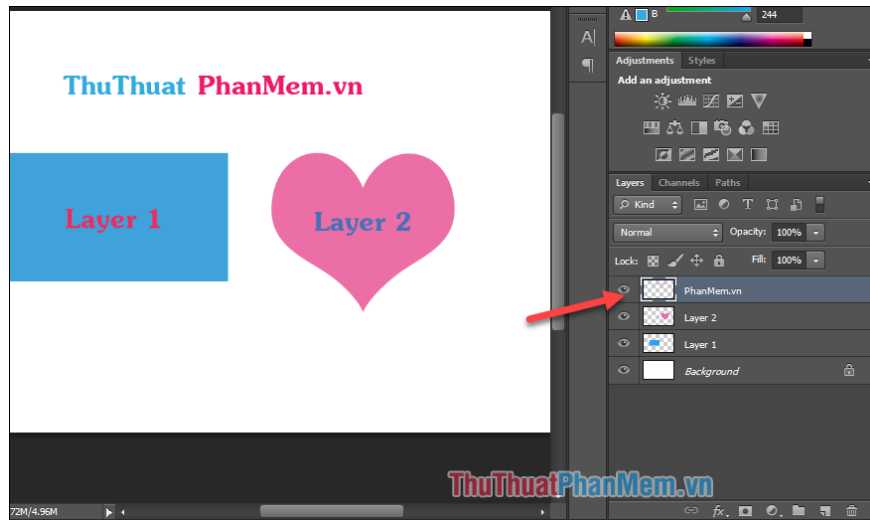
Including 2 text layers, 2 image layers and a background layer.



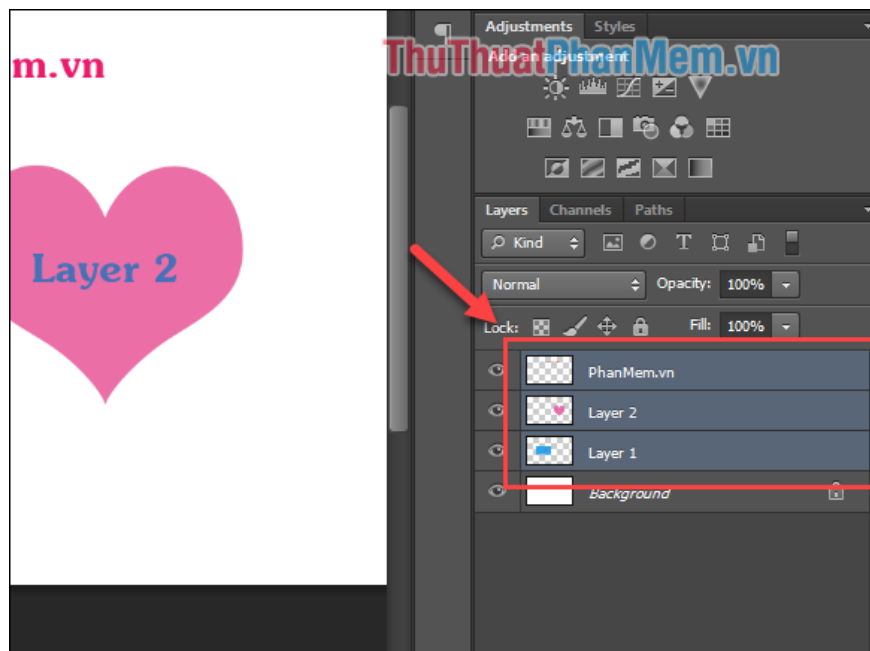
To merge two layers into one you hold down **Ctrl** and select the two layers you want to include and then choose **Layer -> Merge Layers** or press **Ctrl + E** .



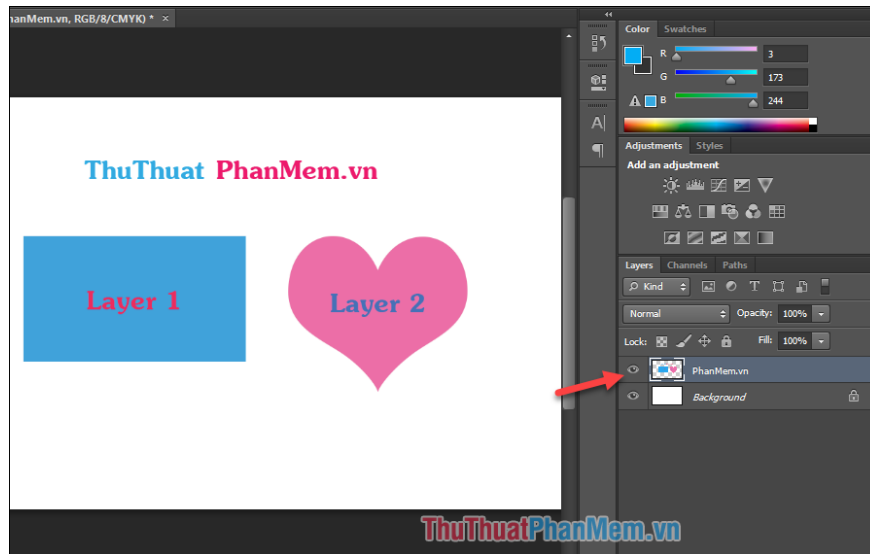
So 2 layers have been merged into 1:



To merge more than 2 layers, do the same, hold Ctrl and select the layers to merge and press **Ctrl + E**



So the layers have been combined into one:



So we have finished practicing the manipulation of layers in photoshop, quite simple, right? Thank you for following the article.

You finished reading the article "**How to combine 2 or more layers in Photoshop**" edited by the [TipsMake](#) team. We hope this article has provided you with many useful tech tips and tricks. You can search for similar articles on tips and guides. Thank you for reading and for following us regularly.