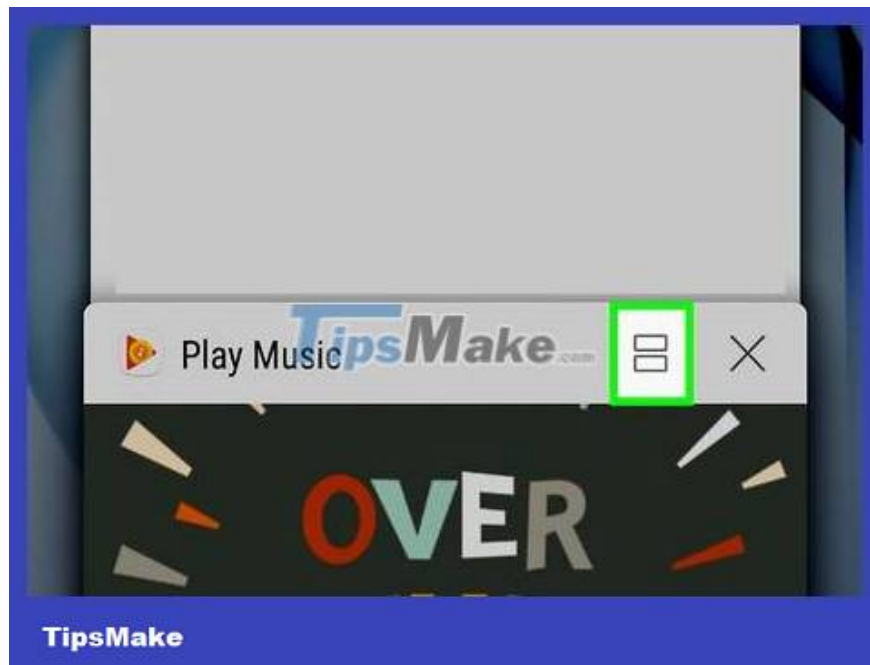



How to Close Apps on Samsung Galaxy

TipsMake today will show you how to close applications that are open or running in the background on Samsung Galaxy phones.


Close recently accessed apps on Galaxy S5 and later



Tap the recently accessed apps button. This button is located to the left of the Home key on the device screen. A list of programs that you recently accessed but have not yet closed will appear.



Scroll across apps. Scroll until you find the app you want to close.



Tap and drag the app. Drag one or more apps that you want to close toward the side of the screen. The app you drag off the screen closes.


Or you can tap the **X** in the upper right corner of any app you want to close.

To close all open apps at once, tap **Close All** at the bottom of the screen.


Close recently accessed apps on Galaxy S4



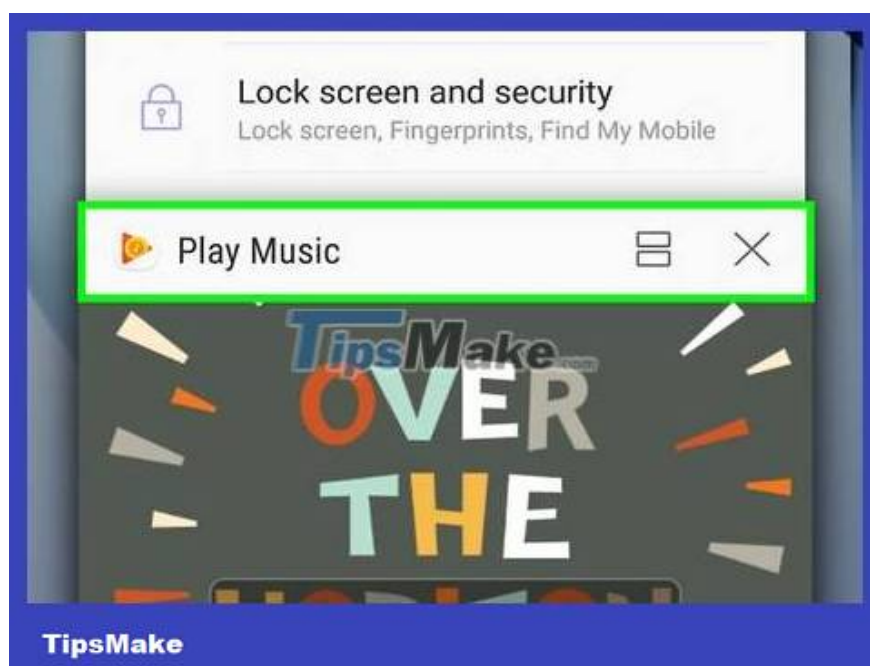
Go to the Home screen on Samsung Galaxy.



Press and hold the Home key on the device. A list of all the programs you recently accessed but haven't closed yet will appear.



Scroll across apps. Scroll until you find the app you want to close.



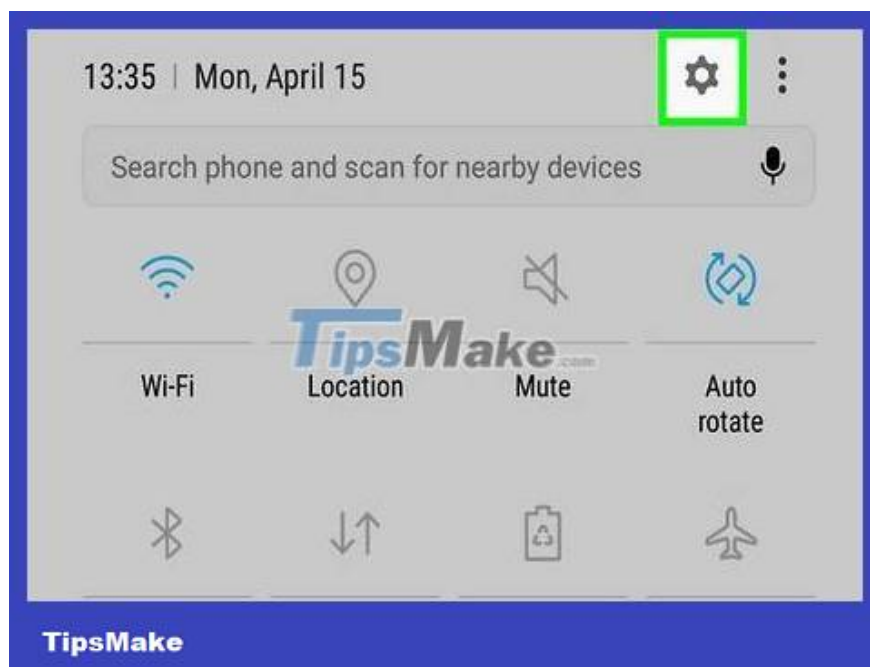
Tap and drag the app. Drag one or more apps that you want to close toward the side of the screen. The app you drag off the screen closes.

To close all open applications at once, click the **Remove All** icon in the lower right corner of the screen.

Close background applications



Go to the Home screen on Samsung Galaxy.

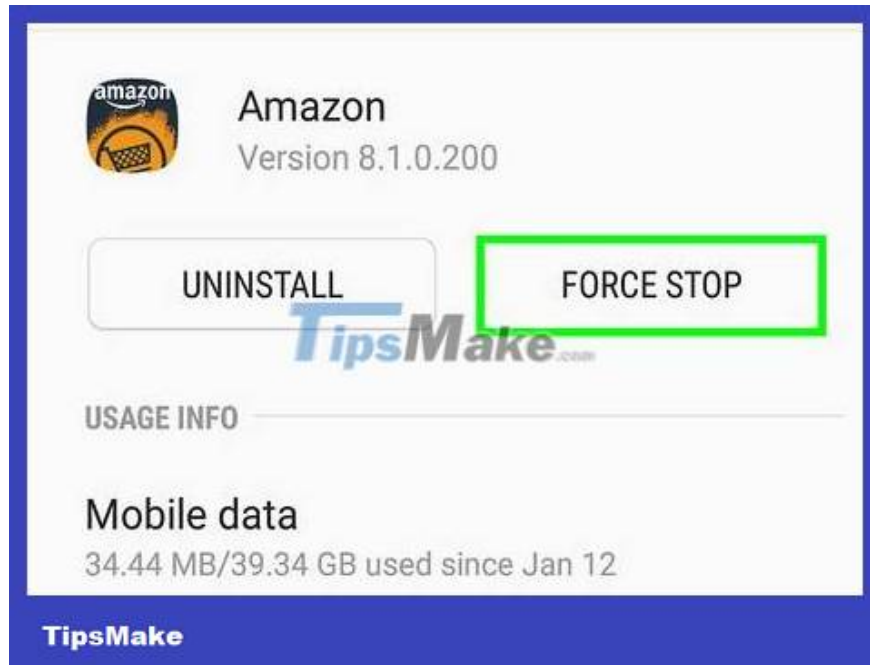


Open Task Manager (Smart Manager on Galaxy S7).

On Galaxy S4: Press and hold the Home key on the device, then click **Task Manager** that appears in the lower left corner of the screen.

On Galaxy S5-S6: Tap the recently accessed apps button. This button is located to the left of the Home key on the device surface. Click **Task Manager** in the lower left corner of the screen.

On Galaxy S7: Swipe down from the top edge of the screen. Tap the **??** button at the top of the screen and open **Settings** , then select **Smart Manager** and **RAM** .



Tap the End button next to each running app. Click **End** for each application that needs to be closed.

To close all apps at once, tap **End** all.



Click OK when this button appears. This will confirm that you want to close the app.

You finished reading the article "**How to Close Apps on Samsung Galaxy**" edited by the [TipsMake](https://www.tipsmake.com) team. We hope this article has provided you with many useful tech tips and tricks. You can search for similar articles on tips and guides. Thank you for reading and for following us regularly.