

How to choose video caller in WhatsApp group


WhatsApp has been updated with a new feature to select video callers in groups, no need to make a call with all members in the group. Here is a guide to select video callers in WhatsApp groups.

When making a video call in a WhatsApp group, you were previously required to make a group call with all participating members. However, WhatsApp has been updated with a new feature to select video callers in the group, it is not necessary to make a call with all members in the group. Below are instructions for selecting video callers in a WhatsApp group.

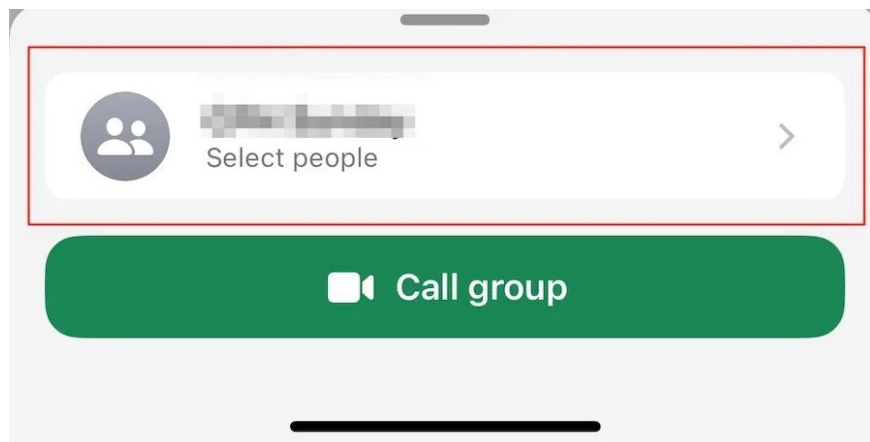
How to choose video caller in WhatsApp group

Step 1:

On the WhatsApp application interface, users **access the group** and then click on **the video call icon** in the top right corner.

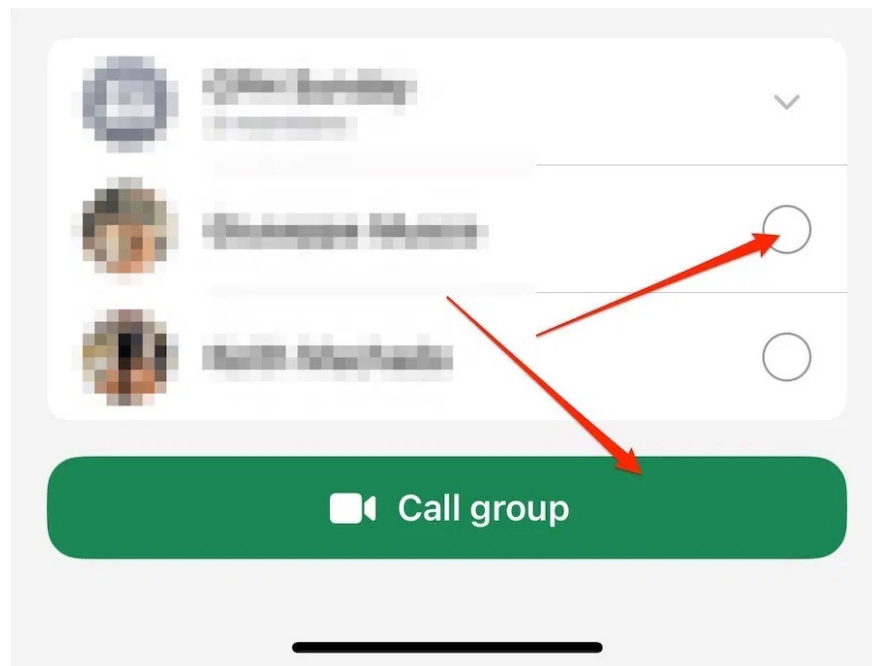


Now you will see **the Select people option** to choose the person you want to make a video call with in the WhatsApp group.



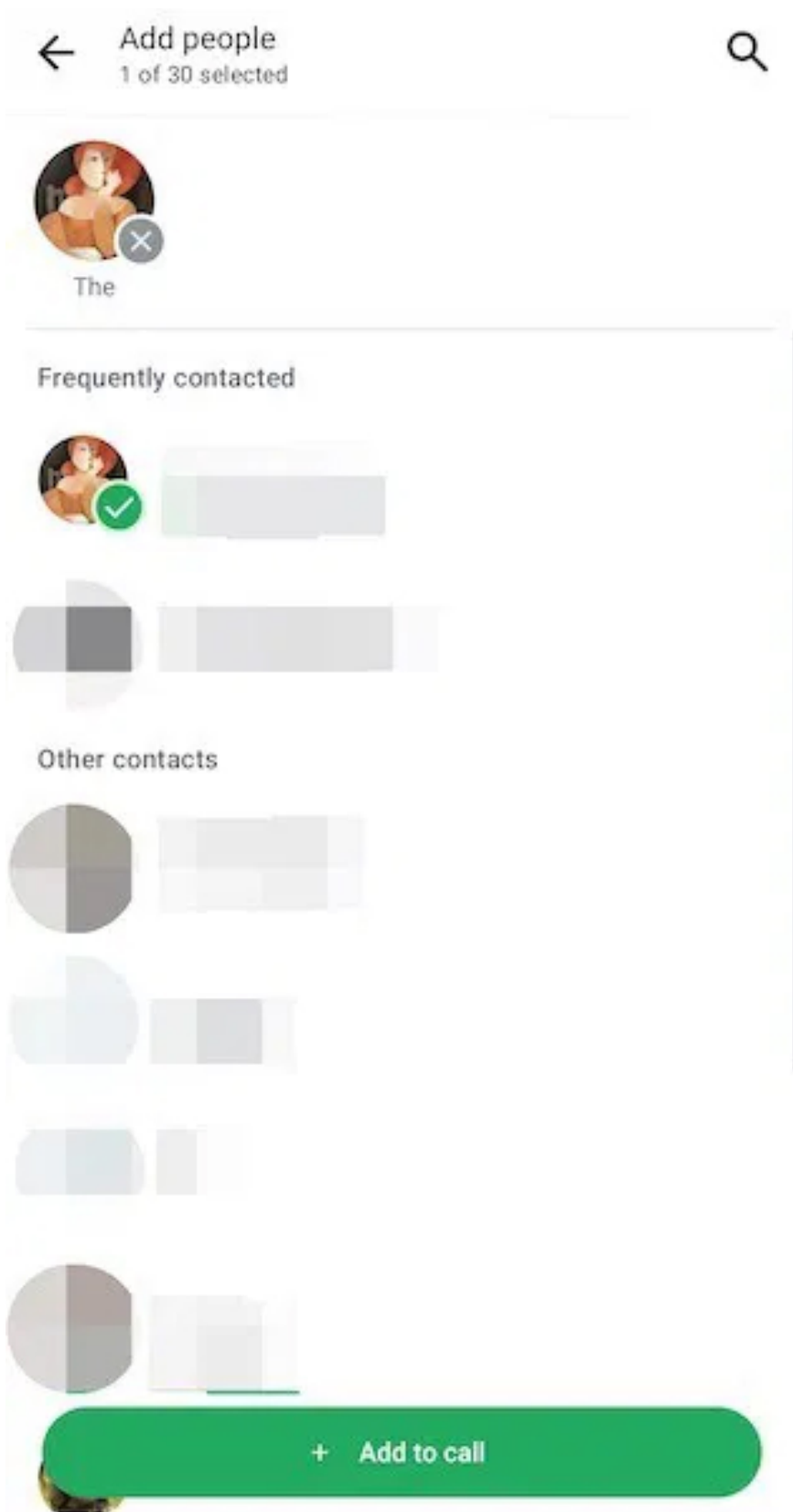
Step 2:

We click on a member in the WhatsApp group to make a video call, then click **Call group** .



Step 3:

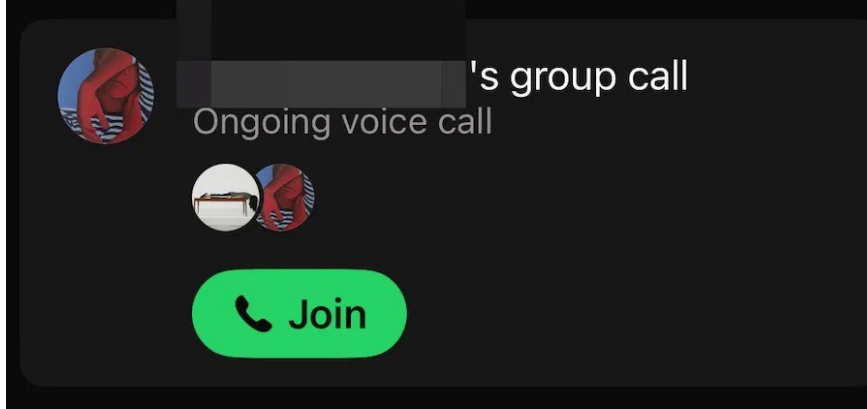
The video will then be connected and made available to the members you have selected. During the call you can still **add other members** . Click **Add people > Add to call** to add to the call.



Step 4:

Calls between WhatsApp group members are displayed in the On going section. If you want to join this call, just tap Join.

Ongoing



You finished reading the article "**How to choose video caller in WhatsApp group**" edited by the [TipsMake](#) team. We hope this article has provided you with many useful tech tips and tricks. You can search for similar articles on tips and guides. Thank you for reading and for following us regularly.
