

# How to choose random fingers on the game Gotcha

Gotcha is a random finger-picking game by having many people click on the gaming screen.

If you are a fan of TikTok, then surely you also know that recently there are emerging videos of random finger-picking games, through Gotcha. When you join with many people and want to find the only one selected, just put your fingers on the screen, and the Gotcha app will pick random people. This game is quite interesting and fair when we will not know who Gotcha will choose for each play. Let's learn how to play Gotcha together in the article below.

## Instructions to play Gotcha on the phone

### Step 1:

Download the Gotcha app for Android by following the link below.

1. Download game Gotcha for Android



When starting the game for the first time you will be **instructed how to play** it is to press the screen for more than 2 seconds. Then close the interface to enter the settings. First we will **choose the number of winners** , by clicking **the triangle icon drop** down next to the number 1. Display the list of winners. Note that the number of participants must be greater than the number of winners you have selected.

# How to use



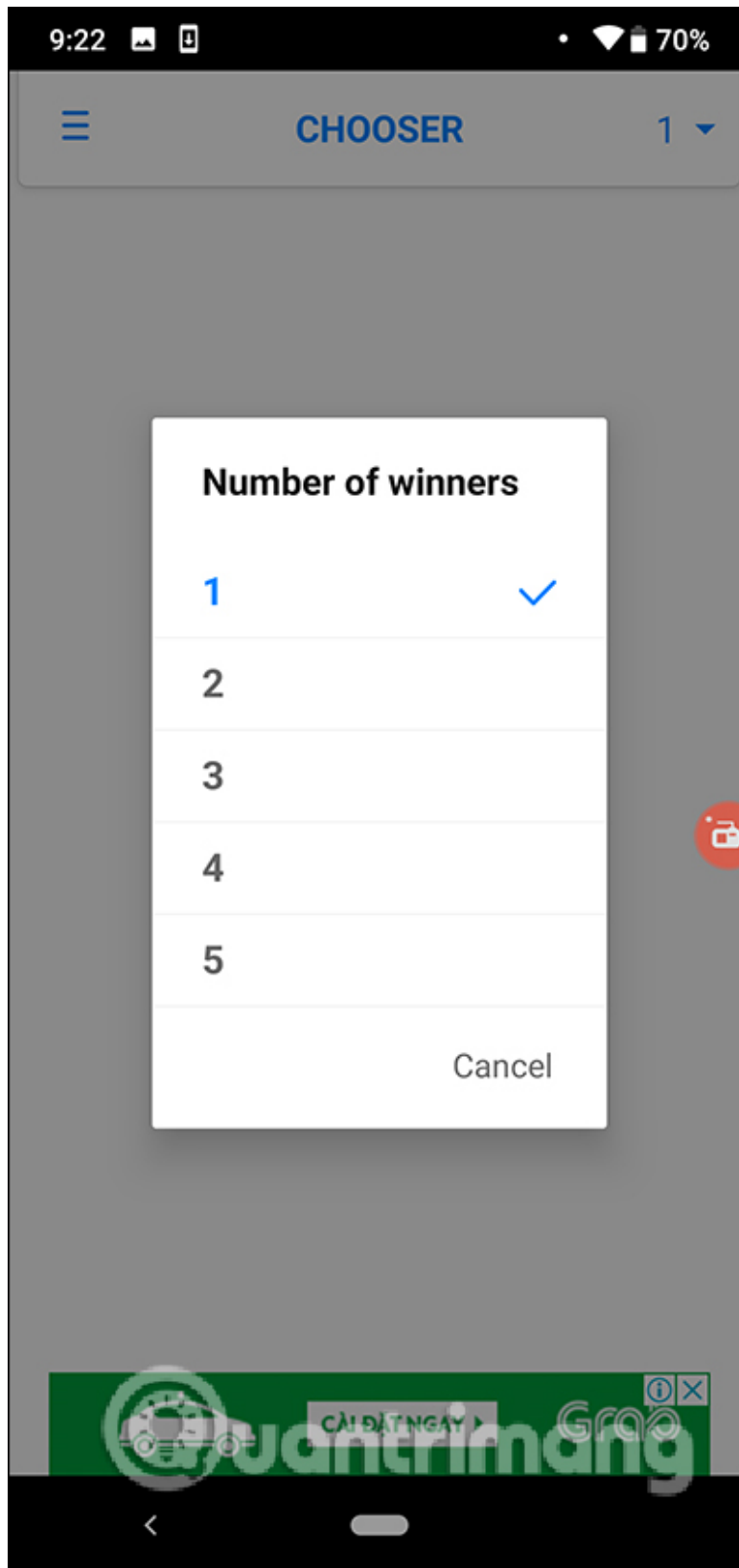
**Hold down several fingers for more than 2 seconds.**

**Trở lại Facebook**

 Tìm kiếm các sự kiện và cộng đồng địa phương trên  
 Facebook! Facebook®

**MỞ**





Step 2:

If you want **to change the game mode** , click **the icon 3 dashes** , then select the mode. Chooser mode will select 1 random person, Group to automatically select people by each group, Ranking to randomly rank according to the first, second, 100% to automatically divide% for the participants. History is the area to save the history of the chosen person.



CHOOSEER



GROUP



RANKING



100%



HISTORY
















SETTINGS



HOW TO USE

9:40 69%

HISTORY for chooser

Color	RGB	Count	Percent	Rank
	#4DD0E1	2	7,7%	1
	#E65100	2	7,7%	1
	#FF3D00	2	7,7%	1
	#D50000	2	7,7%	1
	#84FFFF	2	7,7%	1
	#BF360C	2	7,7%	1
	#1DE9B6	2	7,7%	1
	#D32F2F	2	7,7%	1
	#2196F3	2	7,7%	1
	#29B6F6	2	7,7%	1
	#80CBC4	2	7,7%	1
	#F9A825	2	7,7%	1
	#B71C1C	1	3,8%	13

SALE SIÊU TỐ  
SIÊU KHÔNG LỖ  
Giảm trực tiếp tới 8 triệu

FPT Shop  
1800 6601

QuangTrang

Step 3:

Now we will play by **placing our fingers on the screen** when displaying the colorful circles as shown below. **The result will only be 1 round remaining** on the screen, or depending on the number of winners that you have set before.



Đã lưu ảnh chụp màn hình  
Nhấn để xem ảnh chụp màn hình của bạn

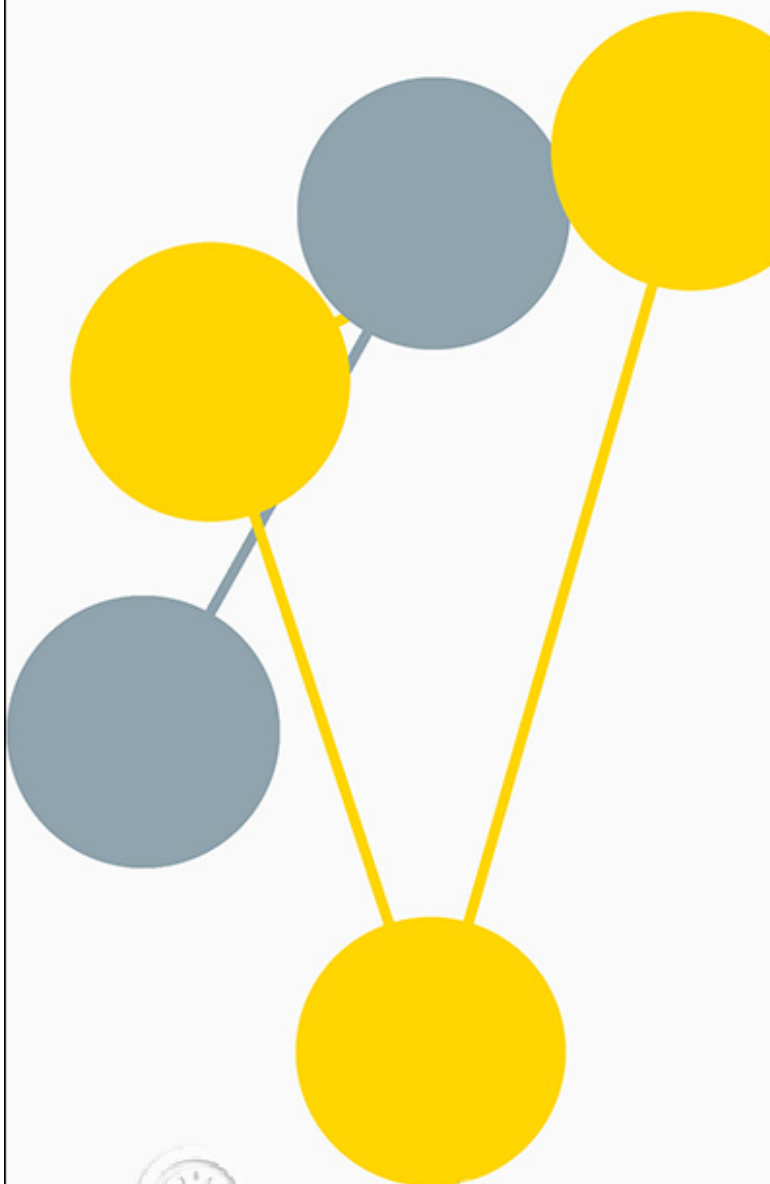


CHIA SẺ    CHỈNH SỬA    XÓA



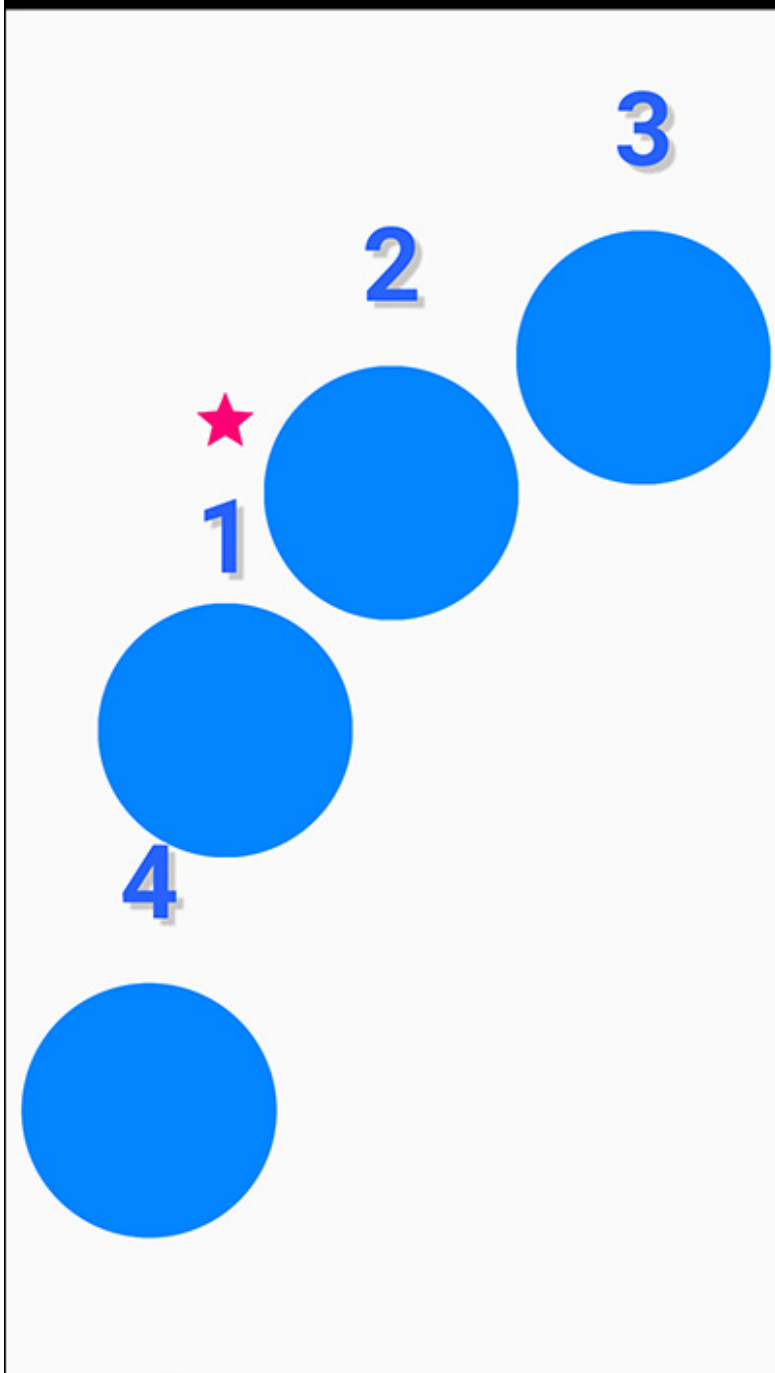
Other game modes are also interesting and suitable for many groups of people. You can choose who won the jackpot to buy things for the whole group is also interesting.

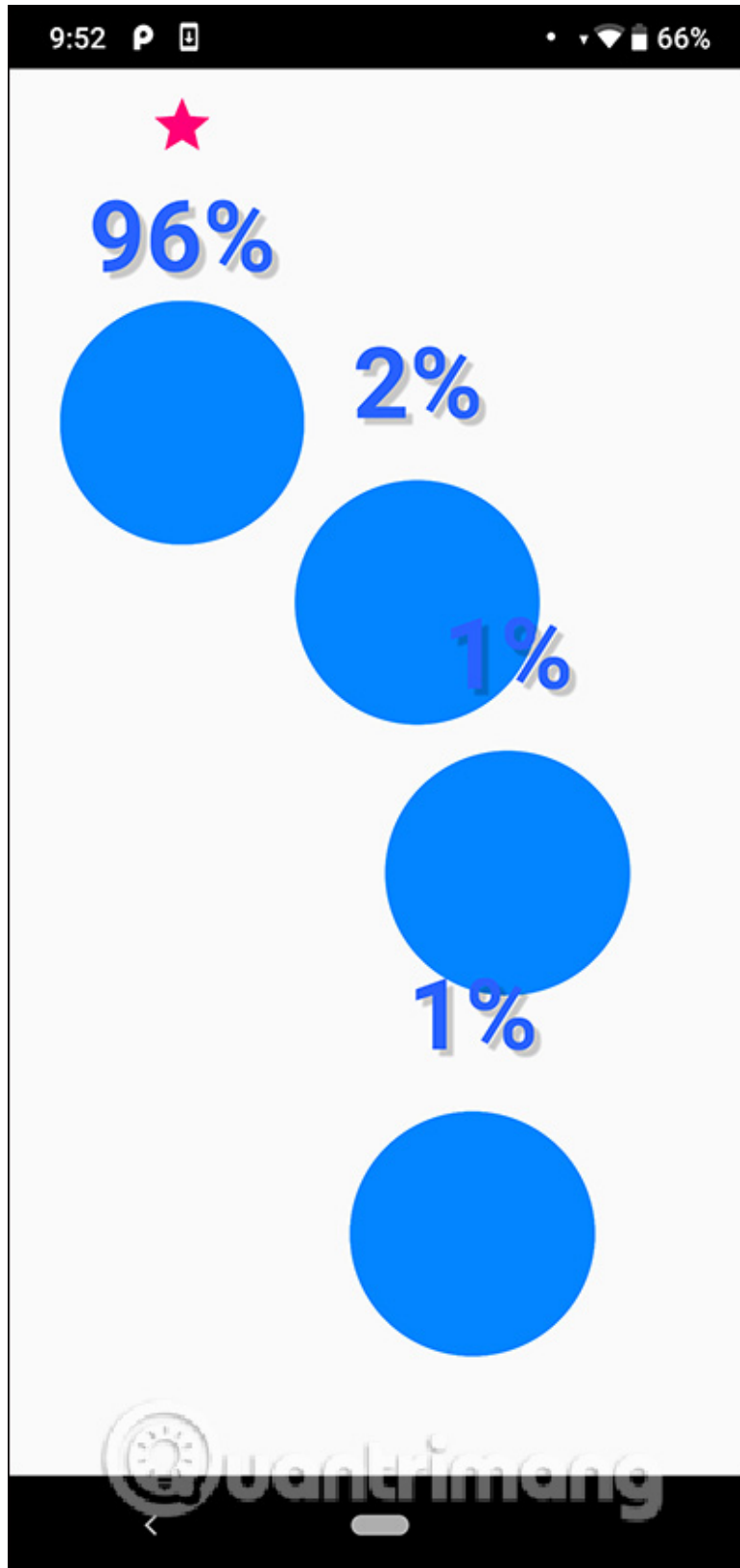
Đang lưu ảnh chụp màn hình...



Quantrimeng







You finished reading the article "**How to choose random fingers on the game Gotcha**" edited by the [TipsMake](#) team. We hope this article has provided you with many useful tech tips and tricks. You can search for similar articles on tips and guides. Thank you for reading and for following us regularly.

