

How to choose a gun that fits the way you play in Apex Legends for newbies

The gun combos in this article will help you balance fighting in all areas in Apex Legends

In addition to being flexible and agile, the weapon element will be the key to winning the Apex Legends, unlike other Battle Royale games, players will only be able to choose 2 out of all. All the weapons that Apex Legends bring to users, and in addition to matching the gameplay, the weapons you choose must also fit according to the distance / proximity in Apex Legends.

A number of effective gun combos in all play situations in Apex Legends will be introduced in this article for your reference, these are popular combos chosen in the game. From the first matches to the high level matches in Apex Legends.

1. Some simple Apex Legends tips to help you win TOP 1
2. Interesting features in Apex Legends may be unknown
3. How to reduce lag, high ping in Apex Legends

Apex Legends: How to choose weapons for new people

I. Weapon parameters

First, to know how powerful the weapons in Apex Legends are, take a look at the weapon specification table below.

APEX LEGENDS WEAPON RANKINGS		WORST			BEST		
SHOTGUNS	 13	→	 8	→	 6	→	 4
	MOZAMBIQUE		EVA-8 AUTO		PEACEKEEPER		MASTIFF
ASSAULT RIFLES	 18	→	 26	→	 25	→	 18
	HEMLOK		FLATLINE		HAVOC		R-301 CARBINE
LMGS	 35					 44	
	SPITFIRE					DEVOTION	
SMGS	 16	→	 29	→	 18		
	ALTERNATOR		PROWLER		R-99		
SNIPER RIFLES	 5	→	 5	→	 19	→	 4
	TRIPLE TAKE		LONGBOW		SCOUT		KRABER
PISTOLS	 19	→	 15	→	 6		
	P2020		RE 45 AUTO		WINGMAN		

Everyone wants to choose a variety of guns that can be used at any distance, whether near or near. However, there are guns that use very well at close range, but do not work well at long range and vice versa. Some guns are quite versatile in terms of range, can be used at close range and long range.

You can see the effective range of weapons in the rankings below.

Close Range	Mid Range	Long Range	Terrible, Don't Use
R-301 Carbine	<--	<--	Mozambique
Mastiff Shotgun	Flatline	Kraber .50 CAL	P2020
Prowler	<--	Longbow	
EVA-8 Auto	Triple Take	<-- (with Hop-Up)	
R-99	G7 Scout	<--	
Wingman	<--	<--	
RE 45 Auto	Hemlok	<--	
Peacekeeper	<-- (with Hop-Up)		
Devotion	<--		
Spitfire	<--		
Alternator	<--		

As you can see, some weapons such as R-301 Carbine or Wingman can work effectively at any distance, some other guns like Peacekeeper are only useful when operating within a certain distance. only Based on the parameters in this table, you can consider and select the most suitable guns for you to fight near and far.

II. How to choose gun combos for newbies

1. Wingman / Devotion

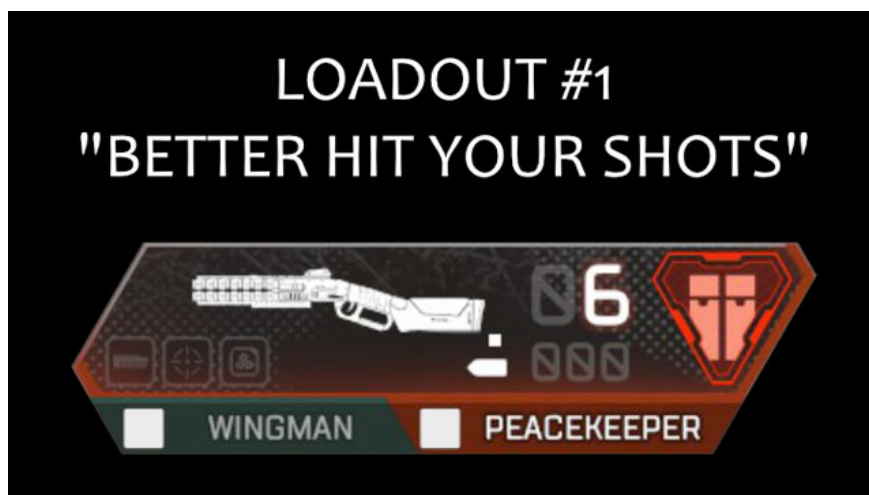


The advantage of this combo is that you can use it both near and mid-range, Wingman is gentle and works well at mid and long range if it reaches 100% accuracy and Devotion has a huge amount of bullets and The rate of

fire is very fast, when used at close range and maximum operation, it is capable of high damage rate, along with the amount of "powerful" ammunition plus Turbocharger Hop-up accessory is almost this combo. close range.

In order for this combo to work in the most effective way, you can damage it with a Wingman at long range, then quickly approach and deal with the Devotion. In this way, you should equip this combo for fast-approaching heroes like Pathfinder, Bloodhound and Wraith.

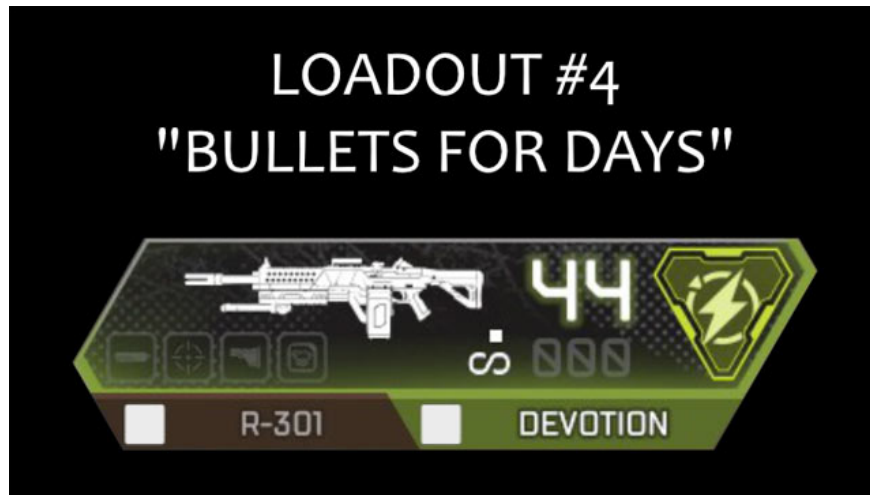
2. Wingman / Peacekeeper



If this combo is available to new players, it will be difficult to use, although both are powerful and precise, Peacekeeper is judged to be a very good gun at a distance. near, and Wingman is at medium or near range to promote his effect.

But since both have a low firing rate, it requires the player to control his shooting line well if not taken down. In particular, there must be good movement skills and accurate reflexes to defeat the enemy easily, but if you want to change Peacekeeper to a weapon with a scope, change it to G7 Scout, this damage is weak. but it has a faster firing rate and the scope can be mounted from 3x to 10x.

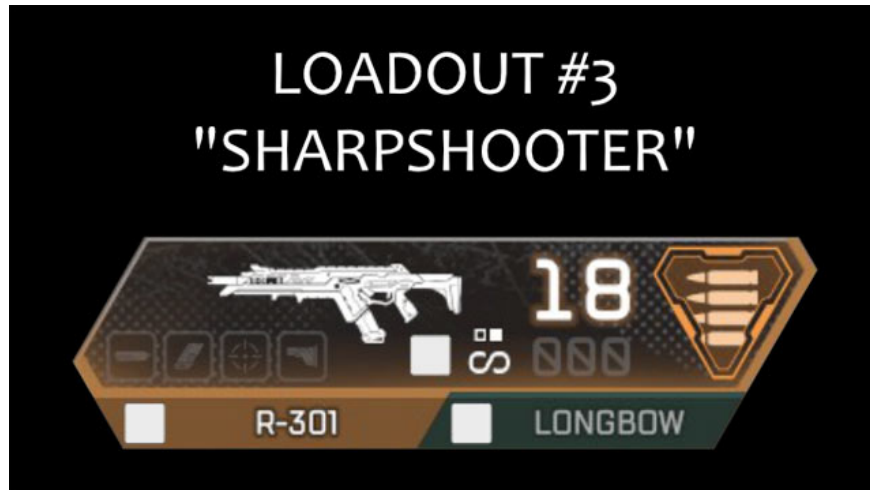
3. R-301 Carbine / Devotion



Both have the fastest second-rate shot in the game, the R-301 is a powerful rifle that can be effectively used at both mid and close range. Devotion as mentioned above, this is also a good mid-range weapon that is also very useful at closer range. With these two weapons, maintaining the damage to the enemy's defenses will not be difficult, typically the shield of Gibraltar.

One more important thing is that the R-301's bullet speed will compensate for Devotion, because it takes time to turn the barrel so Devotion is not suitable for quick reaction situations, which the R-301 has. You can do it simply, if combined with a sniper teammate who is ready to support you, you must avoid the table.

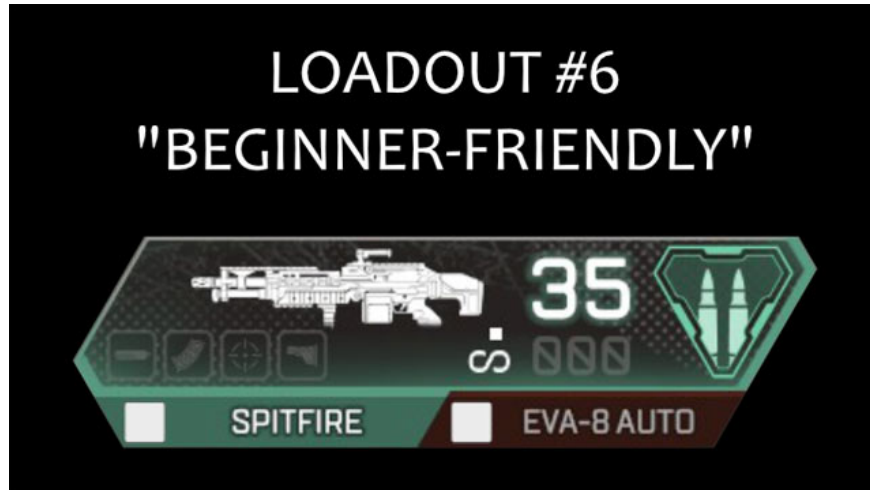
4. R-301 Carbine / Longbow



One for nearby enemies, one for distant enemies. R-301 has fast ammunition and reload speed, can be shielded and close-ranged and mid-range. And even when operating at long range, this gun works well if one shot mode is used, of course it does not achieve the same level of efficiency as a "genuine" sniper.

And it needs to be combined with a genuine sniper rifle to be a perfect duo. The Longbow will be the right choice for this combination, but why not the G7 Scout or Kraber. Firstly, Kraber is only available in AirDrop, so it is hard to find, second is the G7 Scout, which is less lethal than the Longbow even though the G7 has a faster rate of fire, which will make the combination of R-301 and Longbow became quite good. Besides, you can also choose Triple Take combination with R-301.

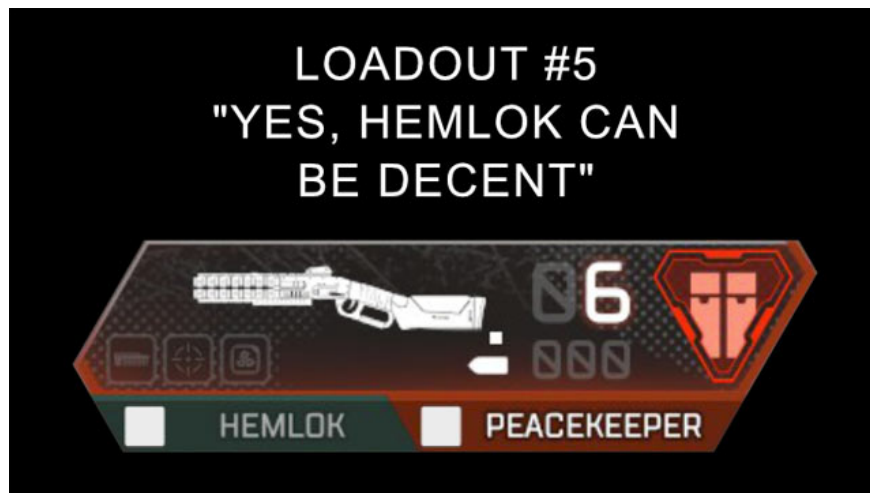
5. Spitfire / EVA-8 Auto



Both of these options cannot be used for long-range "communication," so you will need at least one Sniper teammate to support, or whatever the long-range weapon is possible. . Although both will have to "spit" for a while to defeat the enemy, but if they "take" it, they both cause discomfort to the enemy.

The Spitfire has the advantage of not being on a Devotion-based bullet, which is more accurate and stable than Devotion. As for the EVA-8 Auto because it has a faster firing rate than Peacekeeper and also has a higher level of accuracy even if the damage is not as high as Peacekeeper, it is better to "get" a Mastiff.

6. Hemlok / Peacekeeper



Hemlock does not have Auto mode, so he will pick up the user, unless there is no AR around, it is the same as the M16A4 in PUBG Mobile VNG PC. Only Single and Burst mode, so when combined with Peacekeeper, Hemlock can effectively attack long-range with single-shot mode, mid-range downfall using burst and close range for Peacekeeper to worry about.

If you do not want to use a shotgun, you can replace it with SMG, such as R-99 or PDW or Alternator, as long as you have to develop strong firepower in close combat phases.

It's a couple of gun combos that help you balance elements such as strength, speed, range of activity and usage, relying on the above analysis to choose the most logical combo in Apex Legends offline.

You finished reading the article "**How to choose a gun that fits the way you play in Apex Legends for newbies**" edited by the [TipsMake](#) team. We hope this article has provided you with many useful tech tips and tricks. You can search for similar articles on tips and guides. Thank you for reading and for following us regularly.
