

How to check which service Viettel is using on the phone

The use of too many services in the phone will sometimes cause your phone money to be deducted for unknown reasons, even though there is no use of that service. Therefore, it is necessary to check what subscriber is using the service.

Existing carriers provide subscribers with a variety of product packages and service packages to meet the rich use of each person. However, it is because of this that makes your phone money deficit quickly, you will not even know what service you are charged. Therefore, it is necessary to check whether the subscriber is using the service packages. From there, you can check more carefully as well as unsubscribe service packages that do not need to use. In this article, we will show you how to check which phone is using Viettel's service under two different options.

Method 1: Use SMS:

This way is very simple, you just need to **compose a TC message sent to 1228** to receive the list of service packages that are signed with Viettel network.

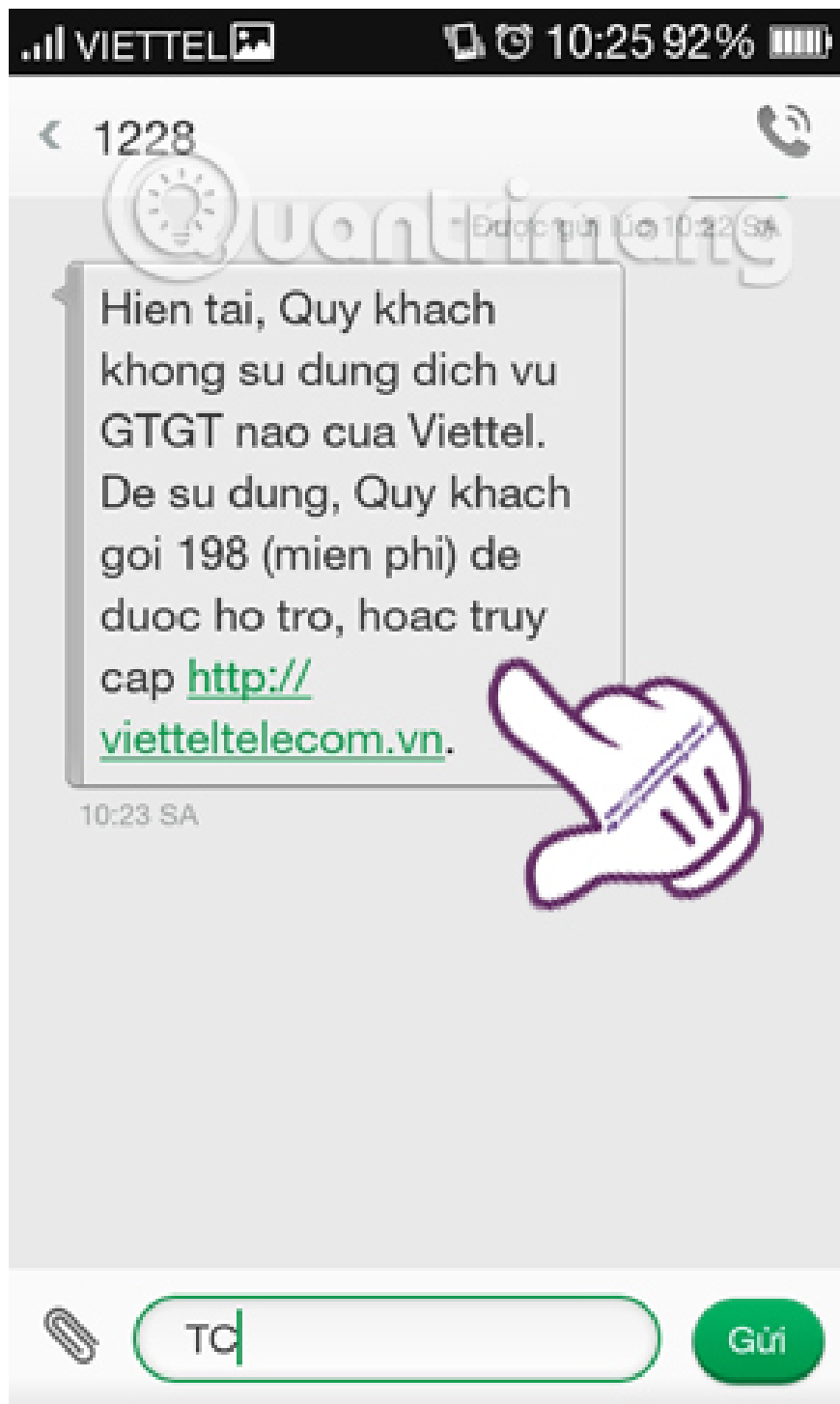
Soon, you will receive a message sent. If you have signed up for a service, a message will appear, followed by a syntax to instruct to cancel that service.

Tới: 1228

Quantrimang

TC Gửi





Method 2: Check at Viettel homepage:

To do this step, you will first need to create an account on Viettel's homepage. How to register is also very simple, you just need to click on **Register** and follow the instructions to complete.

Đăng ký tài khoản



Mobile/HomePhone/Dcom

Các trường hợp đánh dấu (*) là bắt buộc.

Loại tài khoản*

Mobile

Số điện thoại*

Lấy mã xác thực

Mật khẩu*

Nhập lại mật khẩu*

Nhập mã xác thực*

Mã bảo mật*

KC02

Lưu ý: Tài khoản chính là số thuê bao (đối với dịch vụ di động, HomePhone, Dcom, PSTN) hoặc username đường truyền (đối với dịch vụ ADSL, FTTH, NextTV).

Đăng ký

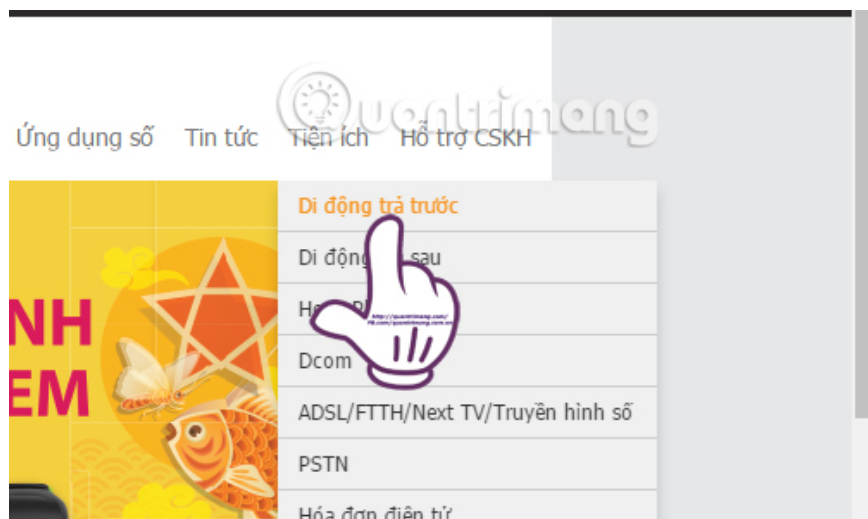
Step 1:

Firstly, please login to Viettel homepage according to the link below:

<http://vietteltelecom.vn/>

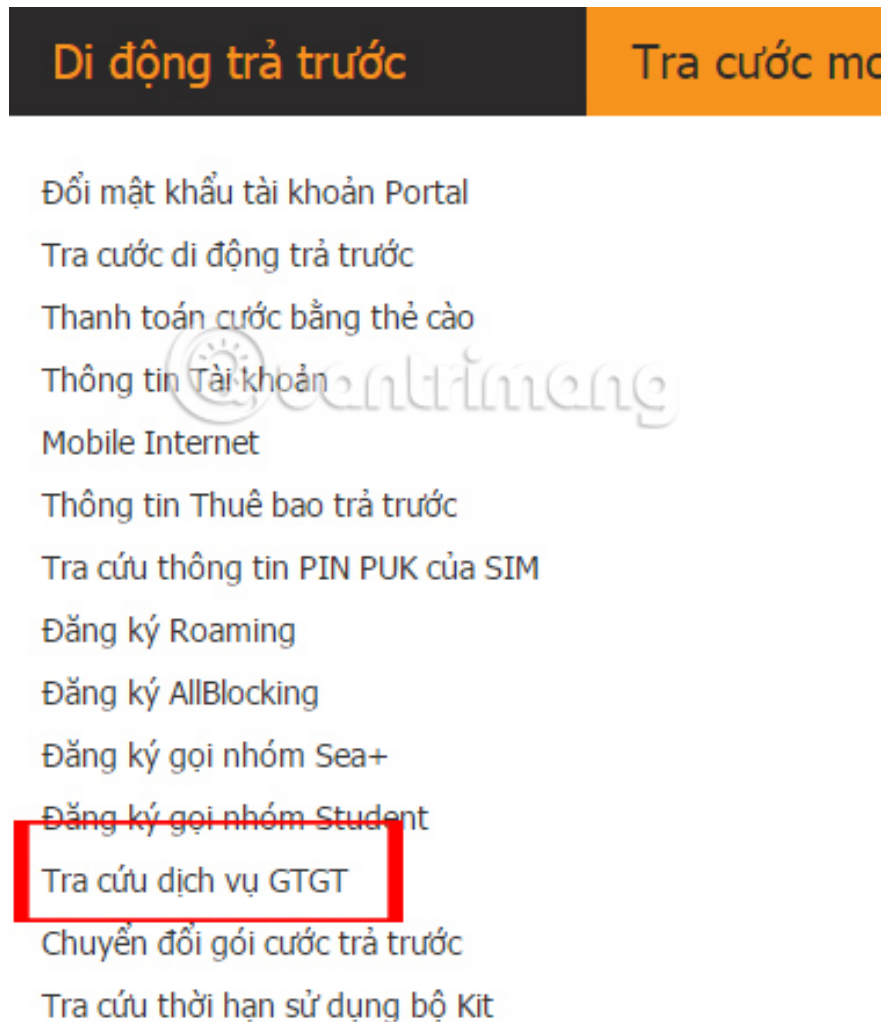
Step 2:

At the home page interface, we click on the **Utilities** section and then click **Prepaid Mobile**.



Step 3:

Next, at the new interface, we will click on the **Search for VAT service** .



Step 4:

Enter the security code as required and then click **Confirm** .

Số điện thoại: :

7



Mã bảo mật*:

61U3A

Xác nhận



Soon after, you will also receive a notification about whether to use the service or not.

Mã bảo mật*:

3NWB



Xác nhận

Bạn chưa sử dụng dịch vụ VAS nào.



Note to readers, we can call the operator to check the service again. Specifically, with **Viettel subscribers** , call **18008098 or 0989198198** ; with **MobiFone subscription number** , call **18001090 or 9090** ; with **VinaPhone subscription number** , call **9191** ; for **Vietnamobile subscribers** , call **789 or 0922789789** ; For **Gmobile's subscribers** , users need to call the switchboard **199 or 01998880199** to check and query the VAT services currently in use or request to cancel the service when there is no need to use.

The above are two ways to help you check whether your Viettel prepaid subscriber has registered the service or why the phone is charged for an unregistered value-added service. From there, you can further control the services on the phone and limit the loss of money for unknown reasons.

Refer to the following articles:

1. How can security OTP be broken?
1. Online banking account security methods
1. Top 10 most dangerous malware types with bank accounts

I wish you all success!

You finished reading the article "**How to check which service Viettel is using on the phone**" edited by the [TipsMake](#) team. We hope this article has provided you with many useful tech tips and tricks. You can search for similar articles on tips and guides. Thank you for reading and for following us regularly.

