

How to check which iPhone Lock belongs to the network

Currently, iPhone Lock mainly comes from the US and Japan markets. However, if you are not sure about your iPhone Lock version, you can perform the test right on the device.

In the previous tutorial, Network Administrator introduced you to how to distinguish and identify what is the International iPhone version and iPhone version of Lock. Currently on the market, iPhone Lock version mainly comes from the US and Japan markets, in addition to the Korean market, . However, if you are not sure about the version iPhone Lock is using, or want to find out if iPhone belongs to any version of Lock network, it can be based immediately on the information on the device.

Step 1:

First, visit the **Settings link**> **General settings**> **About** . Soon, the **Machine model** section will see the required information.

If the words **LL / A** appear, it is **iPhone Lock from the US market** . If the words **J / A** appear, your device is **iPhone Lock Japan** .

Cài đặt



 Thông báo >

 Trung tâm Kiểm soát >

 Không làm phiền >


 Cài đặt chung 1 >

 Màn hình & Độ sáng >

 Hình ảnh >

 Âm thanh >

 Siri >



Không có SIM

16:55

42%

[← Cài đặt](#)

Cài đặt chung



Quattrimang

Giới thiệu >

Cập nhật phần mềm >

1

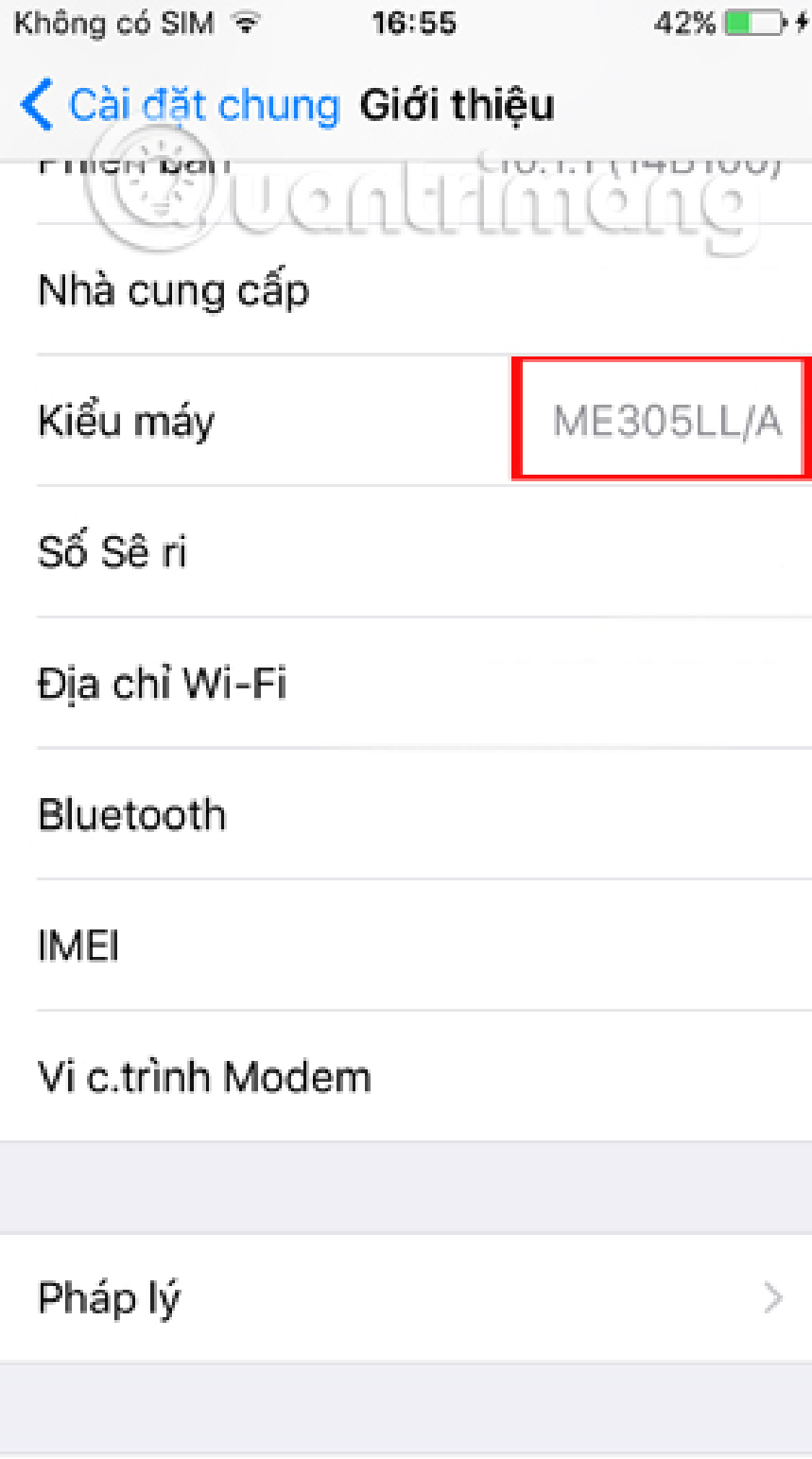
Tìm kiếm Spotlight >

Handoff >

Trợ năng >

Dung lượng & Sử dụng iCloud >

Làm mới Ứng dụng Trong nền >



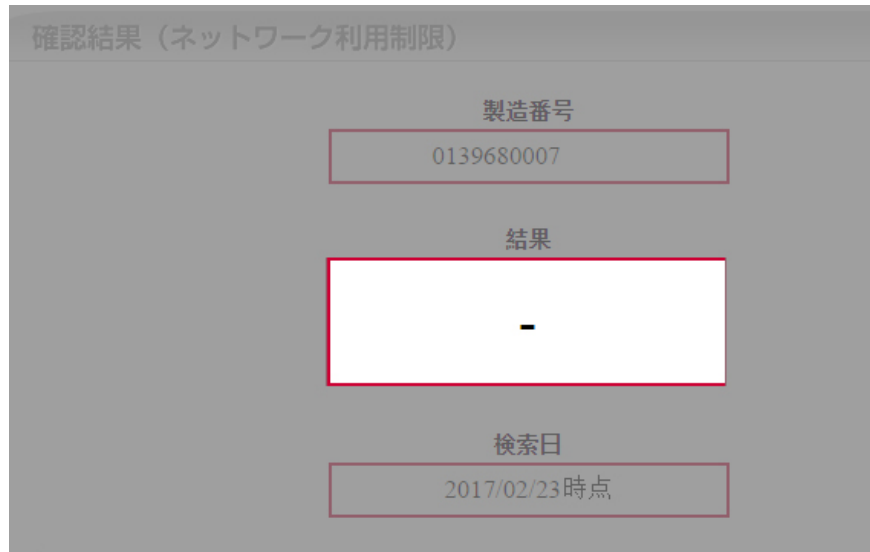
Step 2:

Once you know which market your iPhone comes from, we will check which carrier version of Lock is.

With **iPhone Lock Japan device** , we will access the 3 links below:

1. Docomo: <http://nw-restriction.nttdocomo.co.jp/search.php>
2. Softbank: <https://ct11.my.softbank.jp/WBF/icv?lbc=h>
3. AU Kddi: <https://au-cs0.kddi.com/FtHome>

When accessing successfully, enter the iPhone IMEI number. If the result contains a **bookmark** - then your iPhone is **not in this network** . We will conduct a check with another carrier.



The screenshot shows a web page titled "確認結果 (ネットワーク利用制限)" (Check Results (Network Usage Restriction)). It displays the following information:

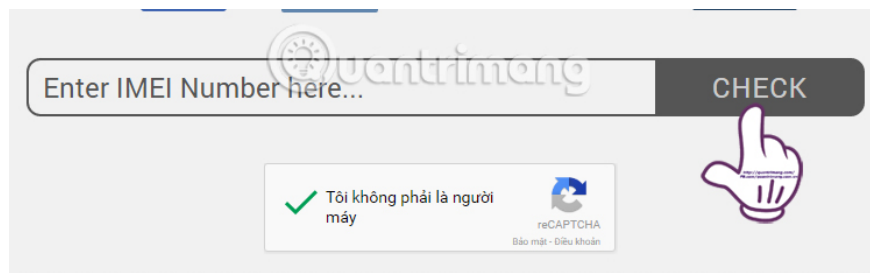
- 製造番号 (IMEI Number): 0139680007
- 結果 (Result): -
- 検索日 (Search Date): 2017/02/23時点 (As of 2017/02/23)

Step 3:

With the **iPhone Lock version of the US version** , you also access:

1. Sprint: Sprint IMEI / ESN check - CLEAN, BLOCKED, FRAUD, STOLEN, UNPAID status checker.
2. AT&T: AT&T IMEI online checker - check status of ATT cell phone free.
3. T-Mobile: T-Mobile IMEI check online - verify device status in T-Mobile network.

We also **enter the device IMEI number** in the Enter IMEI Number here box, tick **I am not a robot** and press **Check** .



The screenshot shows a web form for checking an IMEI number. It includes a text input field labeled "Enter IMEI Number here...", a "CHECK" button, and a reCAPTCHA verification box. The reCAPTCHA box contains a green checkmark and the text "Tôi không phải là người máy" (I am not a robot) and "reCAPTCHA Bảo mật - Điều khoản" (reCAPTCHA Security - Terms).

You wait a few seconds to get results. If the message below appears, it means that your iPhone does not belong to this network.



We continue to try other networks. If the details below appear, it means that your iPhone Lock is in the US market and AT&T network is in the notice below.

IMEI:	
Manufacturer:	Apple
Model name:	iPhone 5S A1533
Status:	✔ IMEI is CLEAN in AT&T network

Very simple right ?! Hopefully with this tutorial, you will have more accurate information to know which iPhone Lock is in which market and which carrier you are using.

Refer to the following articles:

1. Summary of some ways to fix 3194 errors during the restore or update iPhone, iPad
1. Instructions on how to download applications, games for iPhone and iPad
1. How to fix iPhone OS 9 lock version on network operators

I wish you all success!

You finished reading the article "**How to check which iPhone Lock belongs to the network**" edited by the [TipsMake](#) team. We hope this article has provided you with many useful tech tips and tricks. You can search for similar articles on tips and guides. Thank you for reading and for following us regularly.